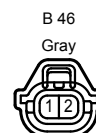
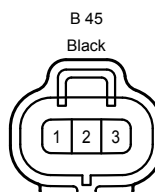
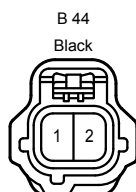
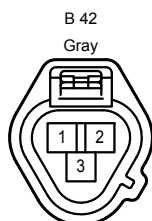
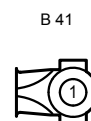
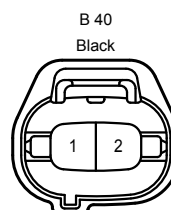
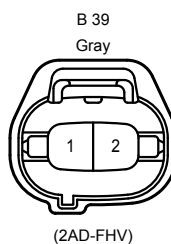
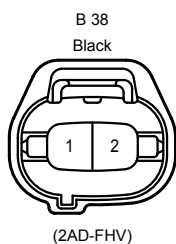
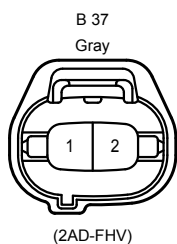
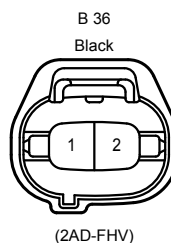
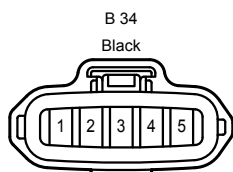
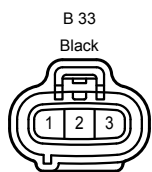
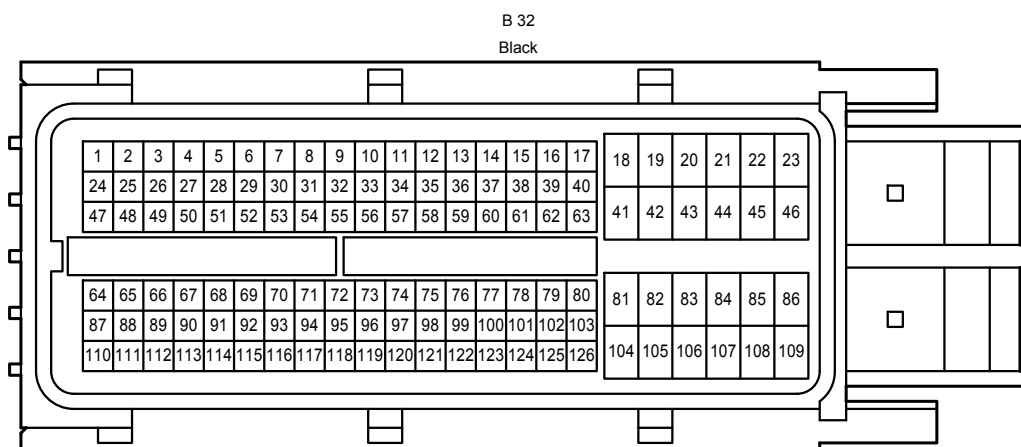
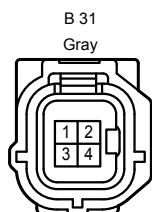
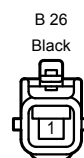
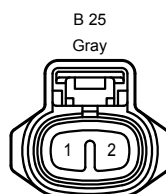
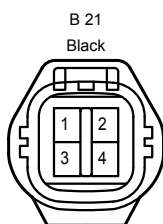
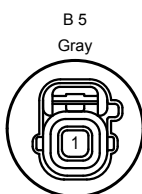


- B 4 Water Temp. Sensor
  - B 5 Engine Oil Pressure SW
  - B 21 Alternator
  - B 25 Back-Up Light SW
  - B 26 Starter
  - B 31 Battery Current Sensor
  - B 32 Engine ECU
  - B 33 Throttle Body Assembly
  - B 34 Air Flow Meter
  - B 35 Camshaft Position Sensor
  - B 36 Fuel Injector (No.1)
  - B 37 Fuel Injector (No.2)
  - B 38 Fuel Injector (No.3)
  - B 39 Fuel Injector (No.4)
  - B 40 A/C Compressor
  - B 41 Alternator
  - B 42 Crankshaft Position Sensor
  - B 43 Glow Plug Relay
  - B 44 VRV (EGR)
  - B 45 Turbo Pressure Sensor
  - B 46 Suction Control Valve
  - B 47 Fuel Temp. Sensor
  - B 48 Engine Oil Level Sensor
  - B 49 Glow Plug
  - B 50 Injector Driver (EDU)
  - B 51 Injector Driver (EDU)
  - B 52 Exhaust Fuel Addition Injector Assembly
  - B 53 VSV (EGR)
  - B 54 EGR Valve Position Sensor
  - B 55 Throttle Body Assembly
  - B 56 Exhaust Gas Temperature Sensor (Front)
  - B 57 Exhaust Gas Temperature Sensor (Rear)
  - B 58 Injector Driver (EDU)
  - B 59 Pressure Discharge Valve
  - B 60 Fuel Pressure Sensor
  - B 61 Differential Pressure Sensor
  - B 62 Air Fuel Ratio Sensor (Bank 1 Sensor 2)
- 
- C 2 Starter

# Position of Parts in Engine Compartment <RHD 2AD-FHV>



Position of Parts in Engine Compartment <RHD 2AD-FHV>

