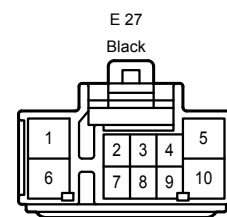
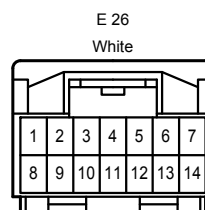
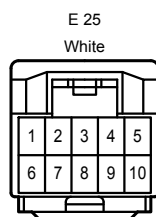
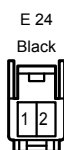
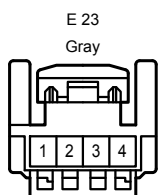
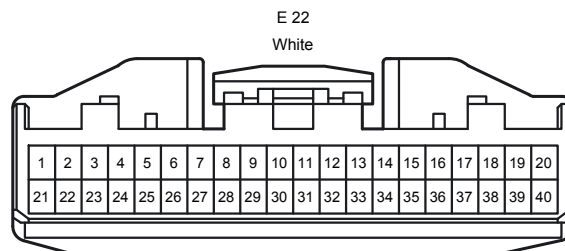
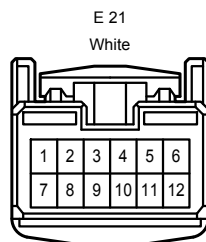
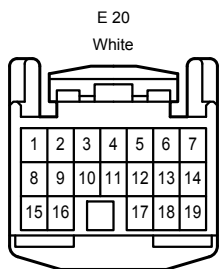
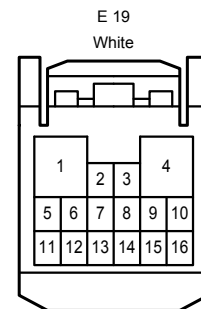
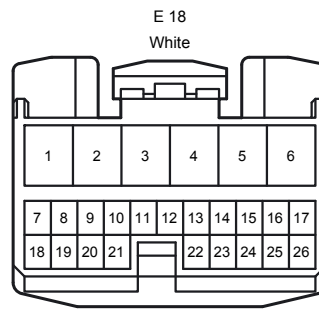
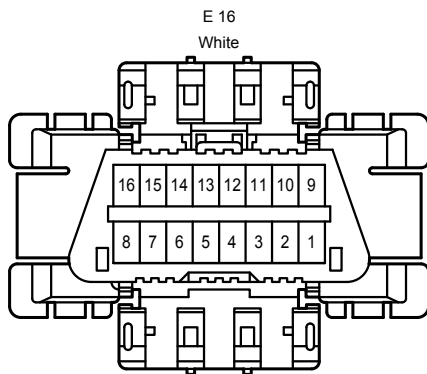
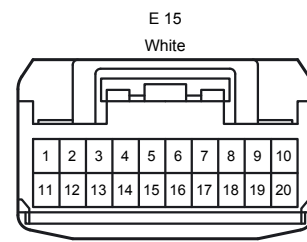
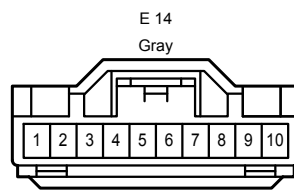
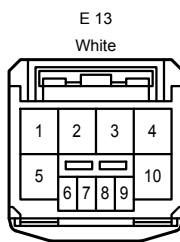
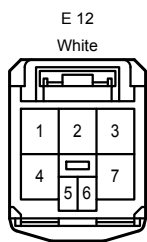
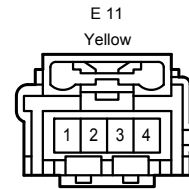
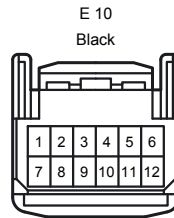
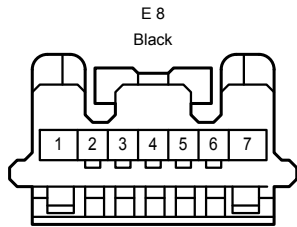
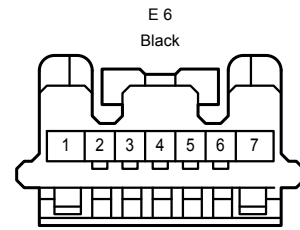
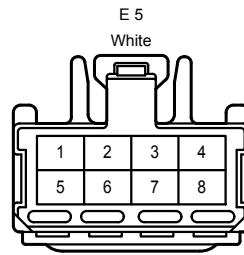
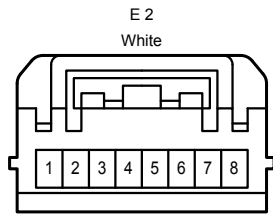


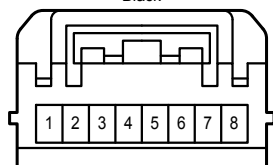
- E 2 Light Control Rheostat
- E 3 Headlamp Leveling SW
- E 5 Ignition SW
- E 6 Steering Lock ECU
- E 8 Transponder Key Amplifier
- E 9 Unlock Warning SW
- E 10 Spiral Cable
- E 11 Airbag Squib (Steering Wheel Pad)
- E 12 Windshield Wiper SW Assembly
- E 13 Windshield Wiper SW Assembly
- E 14 Steering Sensor
- E 15 Headlamp Dimmer SW Assembly
- E 16 DLC3
- E 18 Main Body ECU
- E 19 Main Body ECU
- E 20 Main Body ECU
- E 21 Power Steering ECU
- E 22 Combination Meter
- E 23 Hazard Warning Signal SW
- E 24 A/C Room Temp. Sensor
- E 25 Clock
- E 26 Integration Control and Panel Assembly
- E 27 Integration Control and Panel Assembly
- E 28 Air Inlet Control SW
- E 29 A/C SW , Max Hot SW
- E 30 Front Console Illumination
- E 31 Power SW
- E 33 Seat Heater SW
- E 34 Cigarette Lighter Illumination
- E 35 Cigarette Lighter
- E 36 Downhill Assist Control SW
- E 38 A/C Evaporator Temp. Sensor
- E 39 Knee Airbag Squib

Position of Parts in Instrument Panel <RHD>

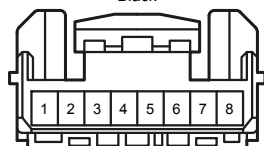


Position of Parts in Instrument Panel <RHD>

E 28
Black



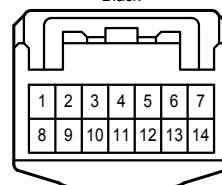
E 29
Black



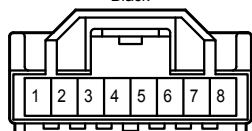
E 30
White



E 31
Black



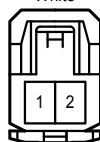
E 33
Black




E 34
Gray



E 35
White



E 36
Gray



E 38
White



E 39
Yellow

