

Table of contents

- 1- Models, area codes, applicables serial number
- 2- Cylinder head cover, inlet pipe, spark plug
- 3- Cylinder head
- 4- Camshaft
- 5- Cam chain tensioner
- 6- Right crankcase alternator
- 7- Clutch
- 8- Left crankcase cover
- 9- Crankshaft piston
- 10- Gear shift drum
- 11- Transmission
- 12- Kick starter
- 13- Crankcase oil pump
- 14- Carburetor
- 15- Steering handle
- 16- Front fork front fender
- 17- Head pipe knob
- 18- Front cushion
- 19- Front weel
- 20- Seat air cleaner
- 21- Fuel tank
- 22- Exhaust muffler (down swept)
- 23- Exhaust muffler (up swept)
- 24- Rear weel
- 25- Rear cushion
- 26- Fork chain case
- 27- Brake pedal main stand
- 28- Rear fender
- 29- Head light speedometer
- 30- Taillight
- 31- Winker
- 32- Wire harness battery
- 33- Fram body emblem
- 34- Change pedal kick arm
- 35- Tool set

5. The part number described under the part description superseded the part number ahead.

6. Models, area codes and applicable serial numbers

Models, area codes and applicable serial Nos. given in this parts list can be identified as follows.

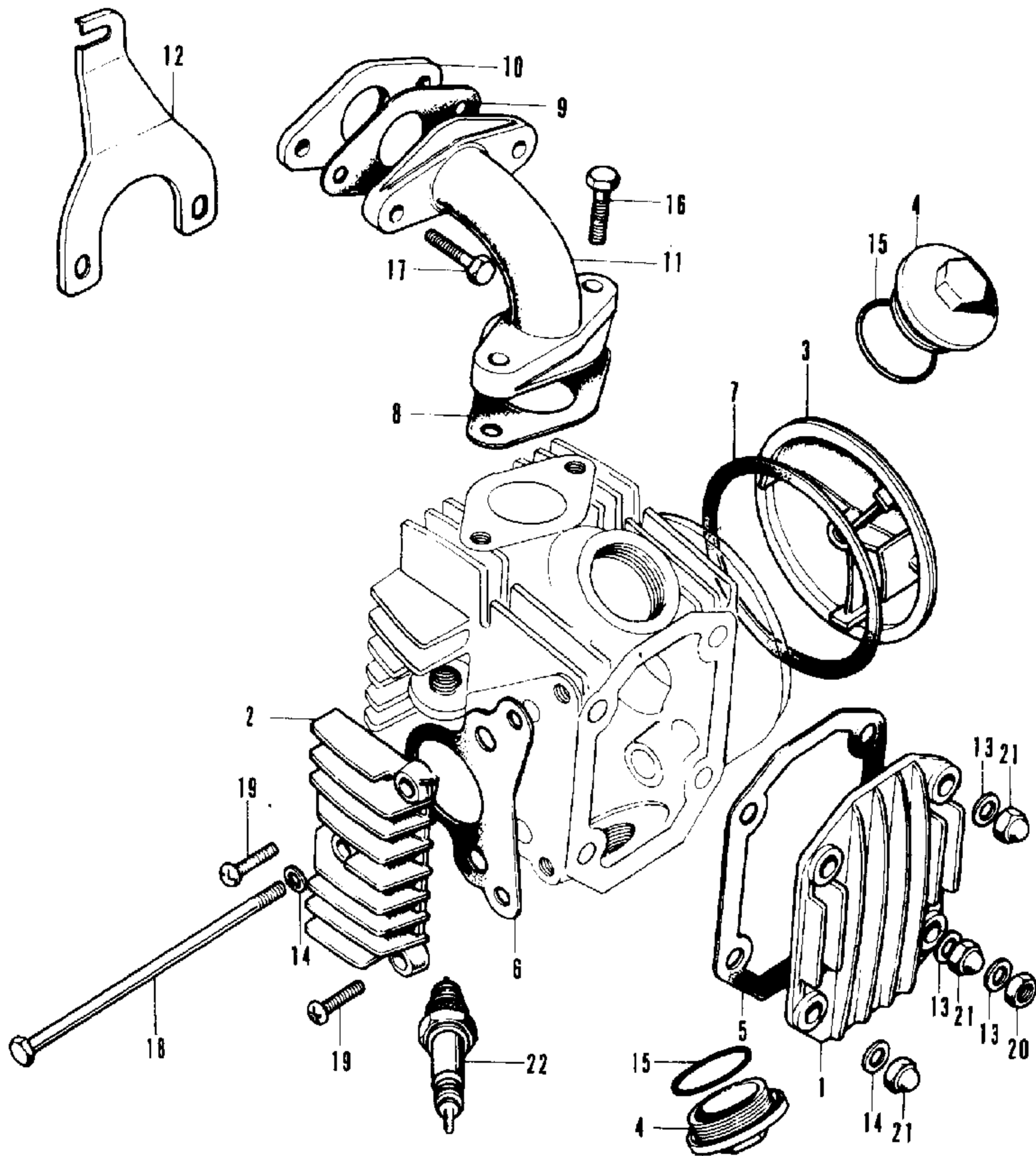
Parts with area codes are exclusive for models destined for countries designated.

If no area codes are listed, parts are for common use.

If there is a production change to a part, the frame serial number to which this part become effective will be indicated in the "Serial No." column. However, in case the part is used from the initial serial number, its applicable serial number is not shown. The applicable serial number for models are as follows.

Model	Area code	Type	Applicable frame serial No.
S T 50	B	Belgium	S T 50-507263 ~549638
	DE	Denmark	S T 50 539852 ~542851
	E	England	S T 50-111528 ~142013
	ED	European direct sales	S T 50-141894 ~546507
	G	Germany	S T 50-117883 ~149244
	G2	Germany type II	S T 50G -100001 ~118618
	N	Norway	S T 50-148001 ~149454
S T 50K3	B	Belgium	S T 50-6122733~
	DE	Denmark	S T 50- *
	G	Germany	S T 50-6120723~
S T 70	D1	General export type I	S T 70-108801 ~147204
	D2	General export type II	S T 70-505971 ~570698
	E	England	S T 70-137314 ~152908
	F	France	S T 70 512301 ~570948
	G	Germany	S T 70-124287 ~141623
	G2	Germany type II	S T 70-140864 ~153068
	U	Australia	S T 70-124787 ~144323
S T 70K3	D	General export	S T 70-6106893 ~
	E	England	S T 70-6106173 ~
	F	France	S T 70-6106183 ~
	G	Germany	S T 70-6106193 ~
	SA	South Africa	S T 70 6116397 ~

E-1 Cylinder head cover • Inlet pipe • Spark plug



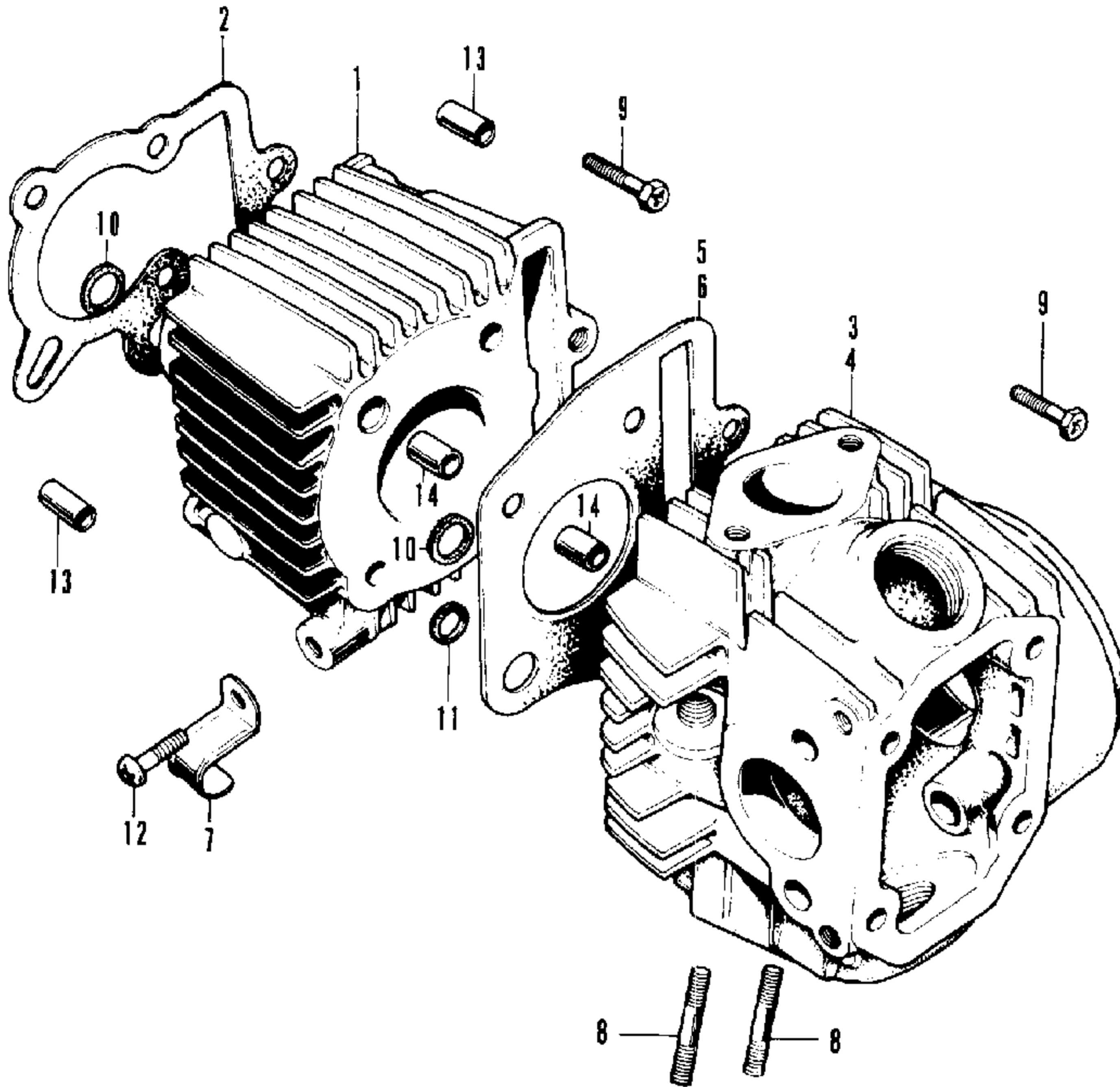
B098-2

E-1 Cylinder head cover • Inlet pipe • Spark plug

Ref. No.	Part No.	Description	Reqd. No				Serial No.	Area code
			ST 50	ST K3	ST 70	ST K3		
1	12301-035-000	COVER, CYLINDER HEAD	1	1	1	1		
2	12331-035-000	COVER, R. CYLINDER HEAD SIDE	1	1	1	1		
3	12341-035-000	COVER, L. CYLINDER HEAD SIDE	1	1	1	1		
4	12361-035-000	CAP, TAPPET ADJUSTING HOLE	2	2	2	2		
5	12391-035-000	GASKET, CYLINDER HEAD COVER	1	1	1	1		
6	12394-035-000	GASKET, R. CYLINDER HEAD SIDE COVER	1	1	1	1		
7	12395-035-000	GASKET, L. CYLINDER HEAD SIDE COVER	1	1	1	1		
8	16201-041-000	GASKET, INSULATOR	1	1			B,DE,E,ED,32,3	
	17119-035-000	GASKET, IN. PIPE			1	1		
	17119-065-740	GASKET, IN. PIPE	1				N	
9	16201-098-000	GASKET, INSULATOR	1	1	1	1		
10	16211-098-000	INSULATOR, CARBURETOR	1	1	1	1		
11	17111-045-710	PIPE, IN.	1	1			B,DE,E,ED,32,3	
	17111-098-000	PIPE, IN.			1	1		
	17111-120-690	PIPE, IN.	1				N	
12	17928-045-000	STAY, THROTTLE CABLE GUIDE			1		01	
13	90442-035-000	WASHER, SEALING, 6MM	3	3	3	3		
14	90443-035-000	WASHER A, SEALING, 6MM	2	2	2	2		
15	91302-001-020	O-RING, 30.8MM	2	2	2	2		
16	92000-06020	BOLT, HEX., 6X20	2	2	2	2		
17	92000-06025	BOLT, HEX., 6X25	2	2	2	2		
18	92000-06112	BOLT, HEX., 6X112	1	1	1	1		
19	93500-06018	SCREW, PAN, 6X18	2	2	2	2		
20	94001-06000	NUT, HEX., 6MM	1	1	1	1		
21	94021-06000	NUT, CAP, 6MM	3	3	3	3		
22	98056-56711	PLUG, SPARK (C-6H NGK)	1	1				
	98056-56721	PLUG, SPARK (U20FS ND)	1	1				
	98056-57711	PLUG, SPARK (C-7HS NGK)			1	1		
	98056-57722	PLUG, SPARK (U22FS ND)			1	1		

ENGINE GROUP

E-2 Cylinder • Cylinder head

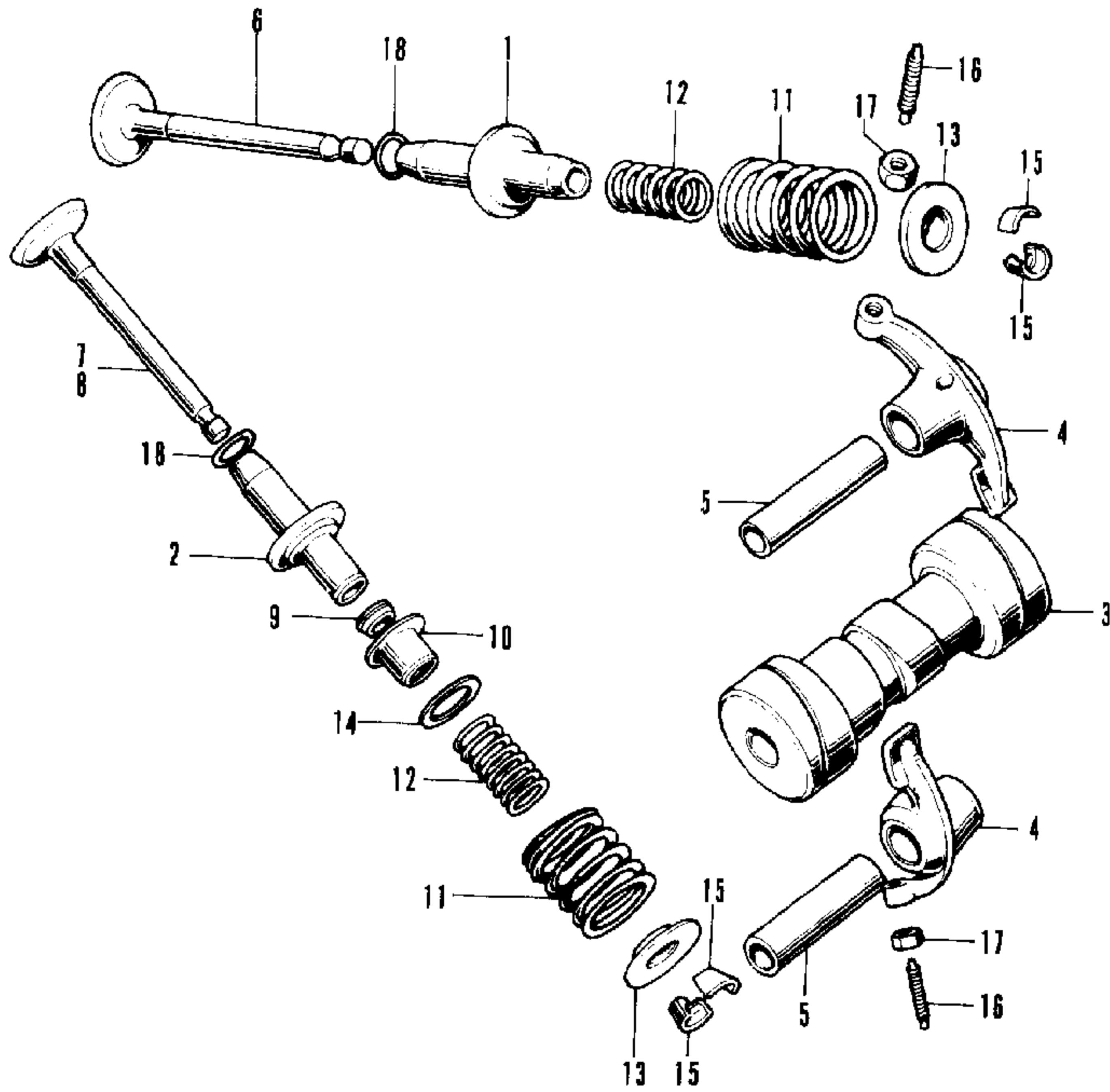


B098 3

E-2 Cylinder - Cylinder head

Ref. No.	Part No.	Description	Reqd. No.				Serial No.	Area code
			ST 50	ST 70	K3	K3		
1	12101-041-030	CYLINDER COMP.	1				6150442	
	12101-087-000	CYLINDER COMP.		1			6113512	
	12101-041-040	CYLINDER COMP.	1			6150443		
	12101-087-010	CYLINDER COMP.			1	6113513		
2	12191-035-020	GASKET, CYLINDER 12191-118-670	1	1				
	12191-118-670	GASKET, CYLINDER	1	1	1	1		
3	12200-041-020	HEAD COMP., CYLINDER 12200-041-030	1				101300 32 149294 ED 539851 B E, 3	
	12200-065-780	HEAD COMP., CYLINDER 12200-065-781	1				149294 N	
	12200-120-700	HEAD COMP., CYLINDER	1	1				DE
	12200-041-030	HEAD COMP., CYLINDER	1			101301 32 149295 ED 539852 B B, 3		
	12200-065-781	HEAD COMP., CYLINDER	1			149295		N
4	12200-087-000	HEAD COMP., CYLINDER 12200-087-305			1		142523 D1, E, 32, U 552322 D2, F 3	
	12200-087-010	HEAD COMP., CYLINDER			1	142524 D1, E, 32, U 552323 D2, F	6107692 D, E, F, 3	
	12200-087-710	HEAD COMP., CYLINDER			1	6107693		D, E, F, G SA
5	12251-036-010	GASKET, CYLINDER HEAD	1				148210 ED, 3 538745 B E	
	12251-065-740	GASKET, CYLINDER HEAD	1			148211 ED, 3 538746 B DE, 32, N B, 3		
6	12251-087-000	GASKET, CYLINDER HEAD			1		140433 D1, E, 3, U 550097 D2, F	
	12251-111-730	GASKET, CYLINDER HEAD			1	140434 D1, E, 3, U 550098 D2, F 32		
7	32906-061-000	CLIP, HIGH TENSION CORD	1	1	1	1		
8	90033-041-000	BOLT, STUD, 6X32		2	2	2		
	92700-06032	BOLT, STUD, 6X32	2					
9	90082-035-000	BOLT, HS, 6MM	2	2	2	2		
10	91303-035-000	PACKING, RUBBER, 16MM	2	2	2	2		
11	91306-035-000	GASKET, RUBBER, 7.5MM	1	1	1	1		
12	93500-06020	SCREW, PAN, 6X20	1	1	1	1		
13	94301-08120	PIN A, DOWEL, 8X12	2	2	2	2		
14	94301-08140	PIN A, DOWEL, 8X14	2	2	2	2		

E-3 Camshaft • Valve

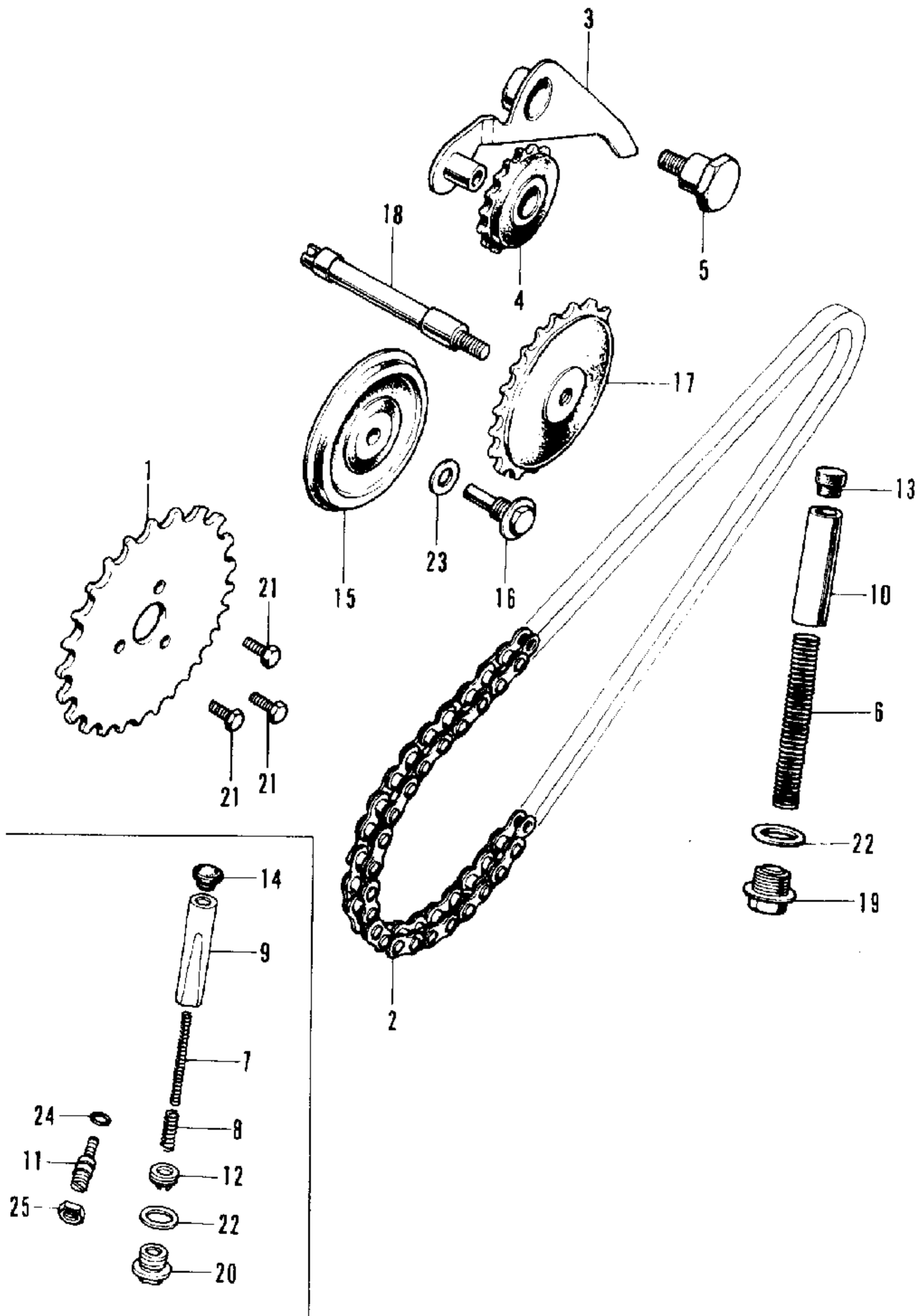


B098 -4

E-3 Camshaft • Valve

Ref. No.	Part No.	Description	Reqd. No.				Serial No.	Area code
			ST 50	ST K3	ST 70	ST K3		
1	12021-035-811	GUIDE, IN. VALVE	1	1	1	1		
2	12023-051-310	GUIDE, EX. VALVE 12023-051-320	1 1 1 1				101300 32 149294 ED, N 539851 B, F, ;	
	12023-051-320	GUIDE, EX. VALVE	1 1 1 1				142523 01, E, ;2, U 552322 02, F	
	12023-051-320	GUIDE, EX. VALVE	1 1 1 1	1			101301 32 149295 ED, N 539852 B, F, ;	
				1	1		142524 01, E, F, ;, SA 552323 02, F	
3	14101-041-G20	CAMSHAFT	1	1	1	1		
4	14431-035-000	ARM, VALVE ROCKER	2	2	2	2		
5	14451-035-000	SHAFT, VALVE ROCKER ARM	2	2	2	2		
6	14711-036-000	VALVE, IN.	1	1				
	14711-087-000	VALVE, IN.			1		6107692 D, E, F, ;	
	14711-087-710	VALVE, IN.			1	6107693	D, E, F, ; SA	
7	14721-036-000	VALVE, EX.	1 1 1 1				101300 32 149294 ED, N 539851 B, F, ;	
	14721-036-010	VALVE, EX.	1 1 1 1				101301 32 149295 ED, N 539852 B, F, ;	
8	14721-087-000	VALVE, EX. 14721-087-C10			1 1 1		142523 01, E, ;2, U 552322 02, F	
	14721-087-010	VALVE, EX.			1		142524 01, E, ;2, U 552323 02, F	
	14721-087-710	VALVE, EX.			1	6107692	D, E, F, ;	
					1	6107693	D, E, F, ; SA	
9	14730-028-013	SEAL, VALVE STEM	1	1	1	1		
10	14731-028-000	CAP, VALVE STEM SEAL	1	1	1	1		
11	14751-035-600	SPRING, VALVE OUTER	2	2	2	2		
12	14761-035-000	SPRING, VALVE INNER	2	2	2	2		
13	14771-035-600	RETAINER, VALVE SPRING	2	2	2	2		
14	14776-028-000	SEAT, VALVE SPRING INNER	1	1	1	1		
15	14781-001-C10	COTTER, VALVE	4	4	4	4		
16	90012-200-000	SCREW, TAPPET ADJUSTING	2	2	2	2		
17	90206-001-000	NUT, TAPPET ADJUSTING	2	2	2	2		
18	91306-028-000	O-RING, 9.5X1.6	2	2	2	2		

E-4 Cam chain tensioner



B098 -5A

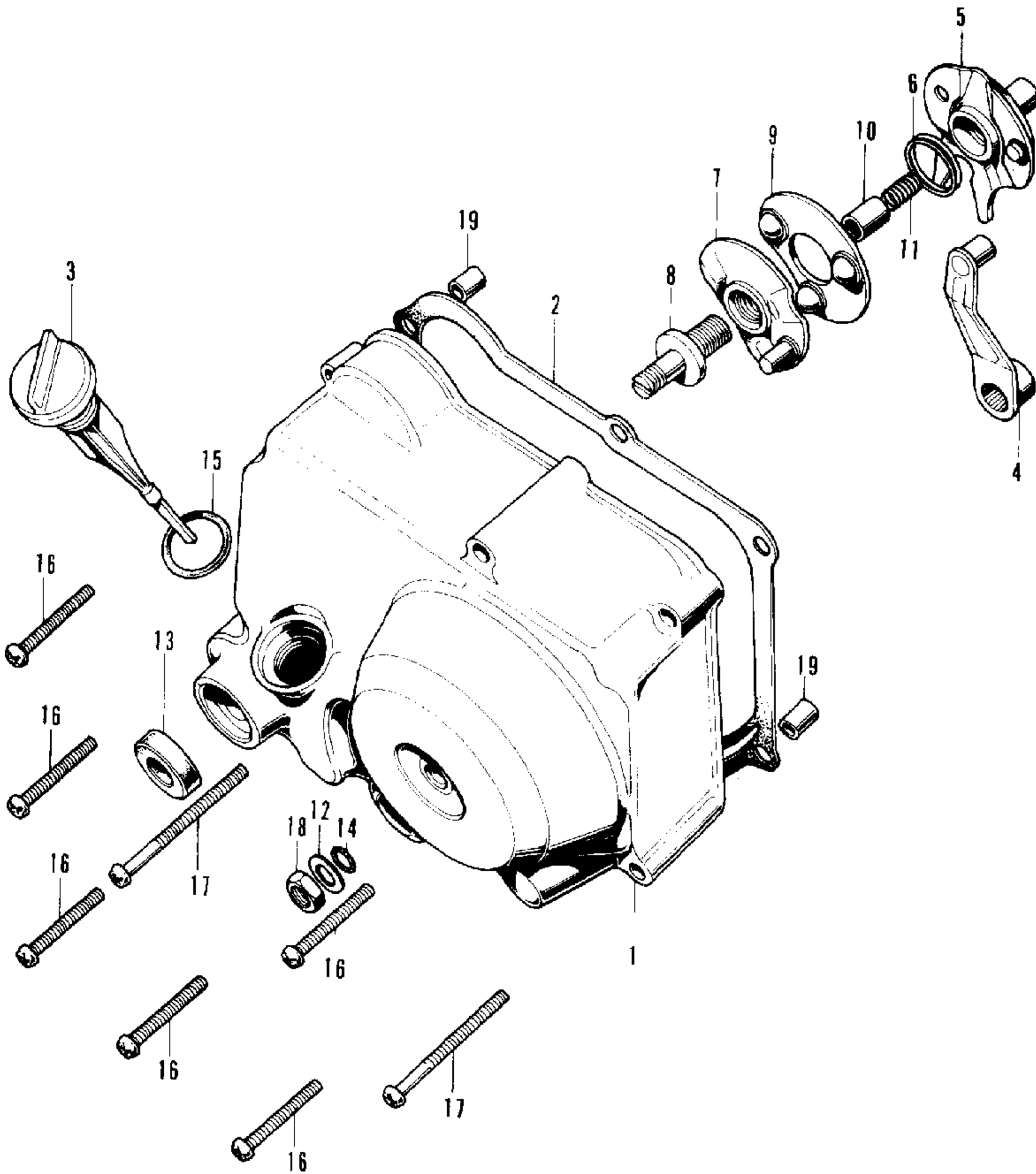
E-4 Cam chain tensioner

Ref. No.	Part No.	Description	Reqd. No.				Serial No.	Area code
			ST 50	ST K3	ST 70	ST K3		
1	14321-035-010	SPROCKET, CAM (28T)	1	1	1	1		
2	14401-035-005	CHAIN, CAM (B2L TAKASAGO)	1	1	1	1		
3	14500-035-010	ARM COMP., CAM CHAIN TENSIONER	1	1	1	1		
4	14502-035-010	ROLLER, CAM CHAIN TENSIONER	1		1		B, D1, D2, DE, E, ED, F, J, N, U	
	14502-086-000	ROLLER, CAM CHAIN TENSIONER	1	1	1	1		
5	14531-035-000	PIVOT, CAM CHAIN TENSIONER	1	1	1	1		
6	14541-035-010	SPRING, CAM CHAIN TENSIONER	1				149369 ED 539351 B E J	
			1		1		143383 D1, E, U 552702 D2, F	
7	14541-086-010	SPRING A, CAM CHAIN TENSIONER	1				149370 ED 539352 B	
			1	1	1		DE, J2, N B, D, E, F, J, SA D1, E, U D2, F	
			1		1		143384 552703	
8	14542-086-000	SPRING B, CAM CHAIN TENSIONER	1				149370 ED 539352 B	
			1	1	1		DE, J2, N B, D, E, F, J, SA D1, E, U D2, F	
			1		1		143384 552703	
9	14550-086-010	ROD COMP., CAM CHAIN TENSIONER PUSH	1				149370 ED 539352 B	
			1	1	1		DE, J2, N B, D, E, F, J, SA D1, E, U D2, F	
			1		1		143384 552703	
10	14551-035-020	ROD, CAM CHAIN TENSIONER PUSH	1				149369 ED 539351 B E J	
			1		1		143383 D1, E, U 552702 D2, F	
11	14561-086-010	BOLT, CAM CHAIN TENSIONER ADJUSTING	1				149370 ED 539352 B	
			1	1	1		DE, J2, N B, D, E, F, J, SA D1, E, U D2, F	
			1		1		143384 552703	
12	14562-086-000	BOLT B, CAM CHAIN TENSIONER ADJUSTING	1				149370 ED 539352 B	
			1	1	1		DE, J2, N B, D, E, F, J, SA D1, E, U D2, F	
			1		1		143384 552703	
13	14566-035-000	RUBBER, CAM CHAIN TENSIONER PUSH ROD HEAD	1				149369 ED 539351 B E J	
			1		1		143383 D1, E, U 552702 D2, F	
14	14566-086-030	HEAD, CAM CHAIN TENSIONER PUSH ROD	1				149370 ED 539352 B	
			1	1	1		DE, J2, N B, D, E, F, J, SA D1, E, U D2, F	
			1		1		143384 552703	

E-4 Cam chain tensioner

Ref. No.	Part No.	Description	Reqd. No.				Serial No.	Area code
			ST 50	K3	ST 70	K3		
15	14610-035-010	ROLLER COMP., CAM CHAIN GUIDE	1		1		8, D1, D2, DE, E, ED, F, G, N, U	
	14610-086-000	ROLLER COMP., CAM CHAIN GUIDE	1	1	1	1		
16	14615-035-000	PIN, CAM CHAIN GUIDE ROLLER	1	1	1	1		
17	14670-035-030	SPROCKET, CAM CHAIN GUIDE	1	1	1	1		
18	14675-035-060	SPINDLE, CAM CHAIN GUIDE SPROCKET	1	1	1	1		
19	90081-035-000	BOLT, SEALING, 14MM	1				149369 ED 539351 B	
			1		1		143383 DL, E, U 552702 D2, F	
20	90081-086-000	BOLT, SEALING, 14MM	1				149370 ED 539352 B	
			1	1	1	1	DE, G2, N 8, D, E, F, G, SA	
					1		143384 DL, E, U 552703 D2, F	
21	90083-035-010	BOLT, KNOCK, 5MM	3	3	3	3		
22	90441-035-000	WASHER, SEALING, 14MM	1	1	1	1		
23	90481-035-000	WASHER, 8MM	1	1	1	1		
24	91301-216-000	O-RING, 5.5X1.5	1				149370 ED 539352 B	
			1	1	1	1	DE, G2, N 8, D, E, F, G, SA	
					1		143384 DL, E, U 552703 D2, F	
25	94001-08000-05	NUT, HEX., 8MM	1				149370 ED 539352 B	
			1	1	1	1	DE, G2, N 8, D, E, F, G, SA	
					1		143384 DL, E, U 552703 D2, F	

E-5 Right crankcase cover

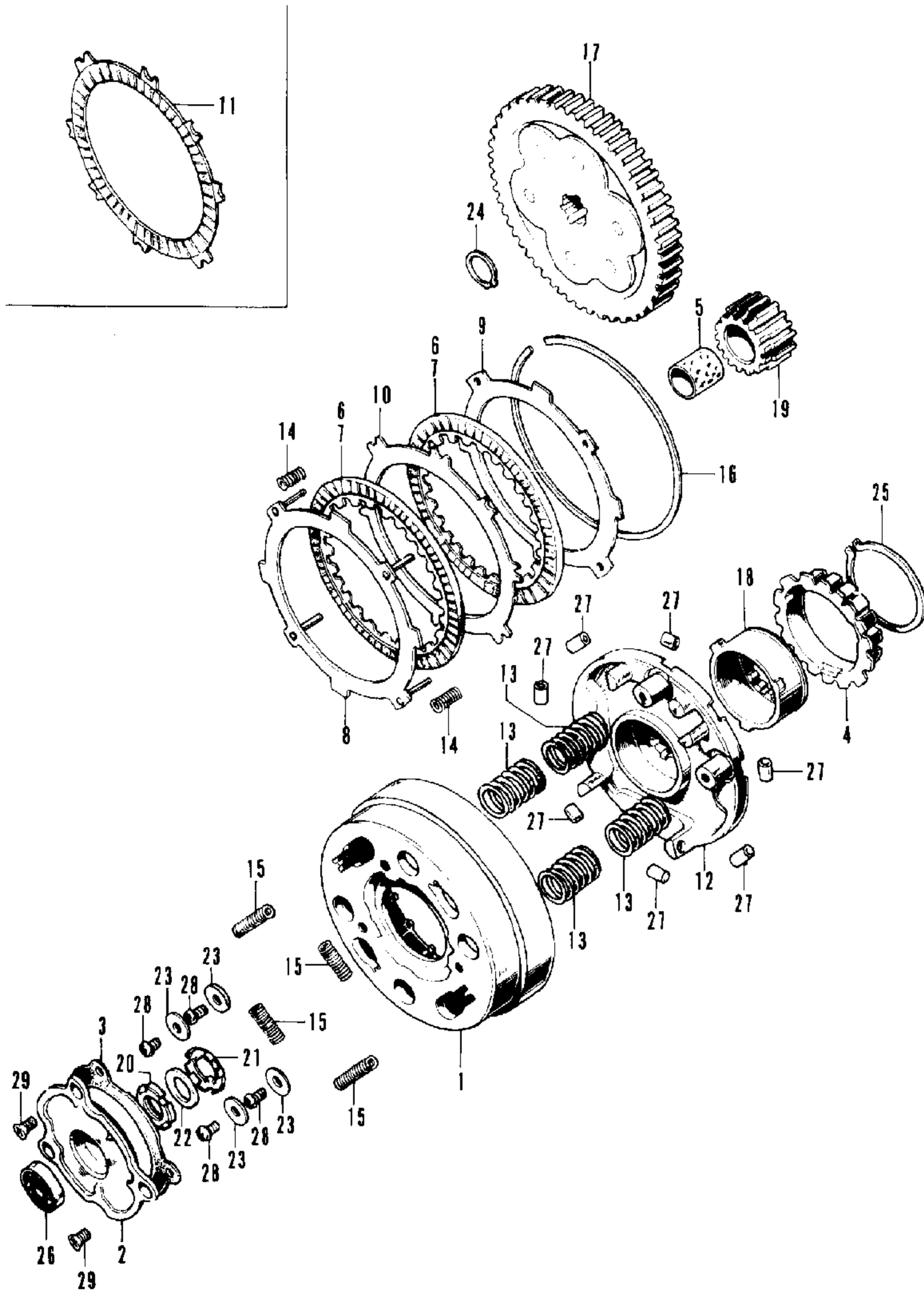


B098-6

E-5 Right crankcase cover

Ref. No.	Part No.	Description	Reqd. No.				Serial No.	Area code
			ST 50	K3	ST 70	K3		
1	11330-045-010	COVER COMP., R. CRANKCASE	1	1	1	1	D1, D2, D, E, ED, F, G2, G, N, SA, U	
2	11394-035-010	BASKET, R. CRANKCASE COVER	1	1	1	1		
3	15650-051-690	GAUGE, OIL LEVEL	1				149374 ED 539351 B E, G2	
			1	1	1		143223 D1, E, U 552372 D2, F	
	15650-098-730	GAUGE, OIL LEVEL	1				149375 ED 539352 B DE, N B, D, E, F, SA	
			1	1	1		143224 D1, E, U 552373 D2, F G2	
4	22811-040-020	LEVER, CLUTCH	1	1	1	1		
5	22820-046-000	PLATE, CLUTCH CAM	1				149294 ED, N 539351 B E, G2	
			1		1		142523 D1, E, G2, U 552322 D2, F	
	22820-918-000	PLATE COMP., CLUTCH CAM	1				149295 ED, N 539352 B DE, G2 B, D, E, F, G, SA	
			1	1	1		142524 D1, E, G2, U 552323 D2, F	
6	22825-046-000	SPRING, CAM PLATE SIDE	1	1	1	1		
7	22830-041-000	PLATE COMP., CLUTCH LIFTER	1	1	1	1		
8	22846-040-010	BOLT, CLUTCH ADJUSTING	1	1	1	1		
9	22860-041-000	RETAINER, CLUTCH BALL	1				116298 G2 549309 B, DE D1, ED, G, N, U	
			1		1		152528 E, G2 570148 D2, F	
	22860-046-000	RETAINER, CLUTCH BALL	1				116299 G2 549310 B, DE	
			1	1	1		152529 E, G2 570149 D2, F	
10	25551-040-007	THROUGH, OIL	1				149294 ED, N 539351 B E, G2	
			1		1		142523 D1, E, G2, U 552322 D2, F	
	25551-918-000	THROUGH, OIL	1				149295 ED, N 539352 B DE, G2 B, D, E, F, G, SA	
			1	1	1		142524 D1, E, G2, U 552323 D2, F	
11	25555-065-000	SPRING, OIL THROUGH	1	1	1	1		
12	90485-040-000	WASHER, 8MM	1	1	1	1		
13	91202-216-000	OIL SEAL, 14X24X5	1	1	1	1		
14	91303-001-000	O-RING, 8MM	1	1	1	1		
15	91307-035-000	O-RING, 18X3	1	1	1	1		
16	93500-06038	SCREW, PAN, 6X38	6	6	6	6		
17	93500-06065	SCREW, PAN, 6X65	2	2	2	2		
18	94030-08000	NUT, HEX., 8MM	1	1	1	1		
19	94301-08120	PIN A, DOWEL, 8X12	2	2	2	2		

E-6 Clutch



B098- 7A

E-6 Clutch

Ref. No.	Part No.	Description	Reqd. No.				Serial No.	Area code
			ST 50	K3	ST 70	K3		
1	22101-040-030	OUTER, CLUTCH	1	1	1	1		
2	22111-040-000	COVER, CLUTCH OUTER	1	1	1	1		
3	22119-040-000	GASKET, CLUTCH OUTER COVER	1	1	1	1		
4	22120-040-020	CENTER, CLUTCH (17T)			1		145489 D1, E, U 556297 D2, F 3	
	22120-040-030	CENTER, CLUTCH (17T)	1	1	1	1	B, D, DE, E, ED, F, N, SA 3	
			1		1		145490 D1, E, U 556298 D2, F	
5	22131-035-020	GUIDE, CLUTCH CENTER	1	1	1	1		
6	22201-040-000	DISK, CLUTCH FRICTION	2	2			B, DE, E, ED 3	
	22201-086-000	DISK A, CLUTCH FRICTION	2	2			6122585 3, 2, N 3	
	22201-087-010	DISK, CLUTCH FRICTION			2	2		
	22201-086-010	DISK A, CLUTCH FRICTION		2			6122586 3	
7	22201-087-010	DISK, CLUTCH FRICTION			2		3	
8	22310-041-010	PLATE A, CLUTCH	1	1	1	1		
9	22321-041-000	PLATE B, CLUTCH	1	1	1	1		
10	22331-041-000	PLATE C, CLUTCH	1	1	1	1	B, D1, D2, D, DE, E, ED, F, SA, U 3	
11	22331-086-000	DISK B, CLUTCH FRICTION	1		1		3, 2, N 3	
12	22351-040-070	PLATE, DRIVE			1		148299 E 560846 D2, F D1, G, U	
	22351-040-080	PLATE, DRIVE	1		1		150159 ED 545517 B, DE E, 3	
	22351-086-010	PLATE, DRIVE	1	1	1	1	3, 2 3	
	22351-120-690	PLATE, DRIVE	1		1		150160 ED 545518 B, DE N B, DE E	
	22351-120-691	PLATE COMP., DRIVE		1	1	1	148300 D2, F 560847 D, E, F, SA 6114644	
13	22401-040-010	SPRING, CLUTCH	4	4			6114645 D, E, F, SA B, DE, E, ED 3	
	22401-086-020	SPRING, CLUTCH	4	4			3, 2, N 3	
	22401-087-000	SPRING, CLUTCH			4	4	D1, D2, D, E, F, SA, U 3	
	22401-092-010	SPRING, CLUTCH			4	4	3, 2 3	

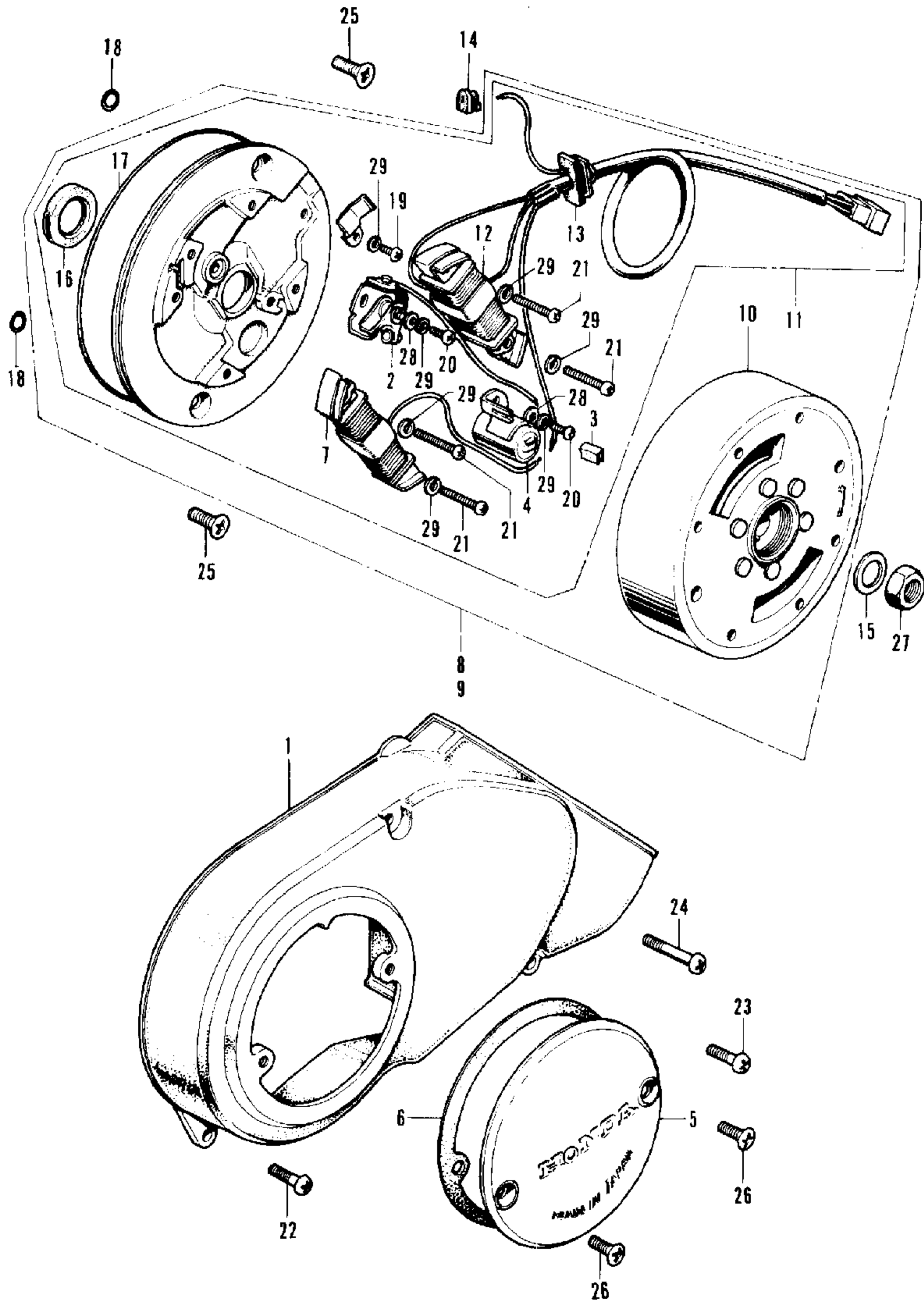
E-6 Clutch

Ref. No.	Part No.	Description	Reqd. No				Serial No.	Area code
			ST 50	K3	ST 70	K3		
14	22411-001-010	SPRING, CLUTCH FREE			4	4	Q1, D2, D, E, F, SA, U	
	22411-041-000	SPRING, CLUTCH FREE	4	4			B, DE, E, ED	
	22411-086-020	SPRING, CLUTCH FREE	4		4		2, N	
	22411-092-000	SPRING, CLUTCH FREE			4	4	2	
15	22421-040-000	SPRING, CLUTCH DAMPER	4	4	4	4		
16	22901-001-000	SET RING, 101.5MM	1	1	1	1		
17	23110-036-000	GEAR, PRIMARY DRIVEN (67T) 23110-036-010	1		1		B, D1, D2, E, ED, F, 3, U	
	23110-036-010	GEAR, PRIMARY DRIVEN (67T) 23110-087-000	1		1		B, D1, D2, E, ED, F, 3, U	
	23110-087-000	GEAR, PRIMARY DRIVEN (67T) 23110-098-740	1		1		149454 ED, 3 539651 B	
	23110-098-740	GEAR, PRIMARY DRIVEN (67T)	1		1		143653 D1, E, U 552722 D2, F	
	23110-086-020	GEAR, PRIMARY DRIVEN (69T)	1		1		149455 ED, G 539652 B	
	23110-086-020	GEAR, PRIMARY DRIVEN (69T)	1		1		DE B, D, E, F, SA	
	23110-098-740	GEAR, PRIMARY DRIVEN (67T)	1		1		143654 D1, E, U 552723 D2, F	
18	23112-041-030	OUTER, DRIVE GEAR (18T)			1		145489 D1, E, U 556297 D2, F	
	23112-086-020	OUTER, DRIVE GEAR (17T)	1		1		2	
	23112-041-040	OUTER, DRIVE GEAR (18T)	1		1		B, D, DE, E, ED, F, N, SA	
	23120-036-010	GEAR, PRIMARY DRIVE (18T)			1		145490 D1, E, U 556298 D2, F	
	23120-086-020	GEAR, PRIMARY DRIVE (17T)	1		1		2	
	23120-041-000	GEAR, PRIMARY DRIVE (18T)	1		1		B, D, DE, E, ED, F, N, SA	
	90231-041-000	NUT, LOCK, 14MM	1		1		150159 ED 545517 B, DE E, 3	
	90231-087-000	NUT, LOCK, 14MM	1		1		150160 ED 545518 B, DE 2, N B, D1, D2, D, DE, E, F, 3, SA, U	

E-6 Clutch

Ref. No.	Part No.	Description	Reqd. No.				Serial No.	Area code
			ST 50	ST K3	ST 70	ST K3		
21	90431-001-000	WASHER, LOCK, 14MM	1				150159 ED 545517 B,DE E,G	
	90431-087-000	WASHER, LOCK, 14MM 90431-086-000		1			D1, D2, E, F, J, U	
	90431-086-000	WASHER, LOCK, 14MM	1			150160 545518	ED B,DE J2,N B,D1,D2,D,DE,E,F,G,SA,U	
22	90432-086-000	WASHER B, LOCK	1			150160 545518	ED B,DE J2,N	
			1	1	1	148300 560847	E D2, F	
23	90483-040-000	WASHER, STOPPER, 14MM	4		4			
	90483-041-000	WASHER, STOPPER		4				
24	90601-001-000	CIR CLIP, 17MM	1	1	1			
25	90602-041-000	CIR CLIP, 45MM			1		145489 D1, E, U 556297 D2, F G	
26	91002-001-000	BEARING, RADIAL BALL, 6000	1		1		B, D1, D2, DE, E, ED, F, J, N, U	
	96100-60000	BEARING, RADIAL BALL, 6000	1	1	1			
27	91101-039-000	ROLLER, 8X10			8		J2 J	
	91102-041-000	ROLLER, 8X10	8	8	8		B, D1, D2, D, DE, E, ED, F, SA, U J	
	91102-086-000	ROLLER, 8X10	8		8		J2, N J	
28	93500-05008-0A	SCREW, PAN, 5X8	4				150159 ED 545517 B,DE D1, D2, D, F, N, SA, U E, G2 J, J	
			4	4	4		148299 E, G2	
	93500-05010-0A	SCREW, PAN, 5X10	4			150160 545518	ED B,DE B,DE, E E, G2 J	
			4	4	4	148300		
29	93600-05010-0A	SCREW, FLAT, 5X10	3	3	3			

E-7 Left crankcase cover • Dynamo



B098-8

E-7 Left crankcase cover • Dynamo

Ref. No.	Part No.	Description	Reqd. No.				Serial No.	Area code
			ST 50	ST 70	K3	K3		
1	11341-098-000	COVER COMP., L. CRANKCASE	1	1			B, D1, D2, DE, E, ED, F, G, N, U	
	11341-098-010	COVER COMP., L. CRANKCASE	1	1	1			
2	30202-035-006	BREAKER, CONTACT (MITSUBISHI)	1			522713	548189 B 111822 G 548189 DE	
	30202-041-015	BREAKER, CONTACT (HITACHI)	1			111823 548190 548190	522712 B DE E, ED, G, N D1, D2, D, DE, F, G, SA, U	
3	30205-035-006	FELT, OIL (MITSUBISHI)	1			522713	548189 B 111822 G 548189 DE	
	30205-041-005	FELT, OIL (HITACHI)	1			111823 548190 548190	522712 B DE E, ED, G, N D1, D2, D, DE, F, G, SA, U	
4	30250-035-006	CONDENSER COMP. (MITSUBISHI)	1			522713	542851 B 102470 G 542851 DE	
	30250-041-005	CONDENSER COMP. (HITACHI)	1		1	522712	B D1, D2, D, DE, ED, F, G, N, SA, U G	
5	30371-040-020	COVER, POINT	1				B, D1, DE, E, ED, G, N, U D2, F	
	30371-098-750	COVER, POINT	1	1	1		B, D, DE, F, SA G	
				1	1	567777	D2, F E	
6	30374-040-010	BASKET, POINT COVER	1	1	1			
7	30540-041-005	COIL, PRIMARY (HITACHI)	1		1	522712	B D1, D2, D, DE, ED, F, G, N, SA, U G	
	30560-035-006	COIL, PRIMARY (MITSUBISHI)	1			522713	542851 B 542851 DE	
9	31100-045-751	GENERATOR ASSY., A.C.	1				E	
	31100-045-771	A.C. GENERATOR ASSY.	1			522713	532342 B	
	31100-120-681	GENERATOR ASSY., A.C.	1				102470 G	
	31100-045-772	A.C. GENERATOR ASSY.	1			532343	542851 B 542851 DE	
	31100-120-682	A.C. GENERATOR ASSY.	1			102471	111822 G	
	31100-065-752	GENERATOR ASSY., A.C. (HITACHI)	1			111823	G	
				1				
	31100-120-701	A.C. GENERATOR ASSY.	1			542852	548189 B, DE	
	31100-045-773	A.C. GENERATOR ASSY. (HITACHI)	1			548190	B, DE B, DE	

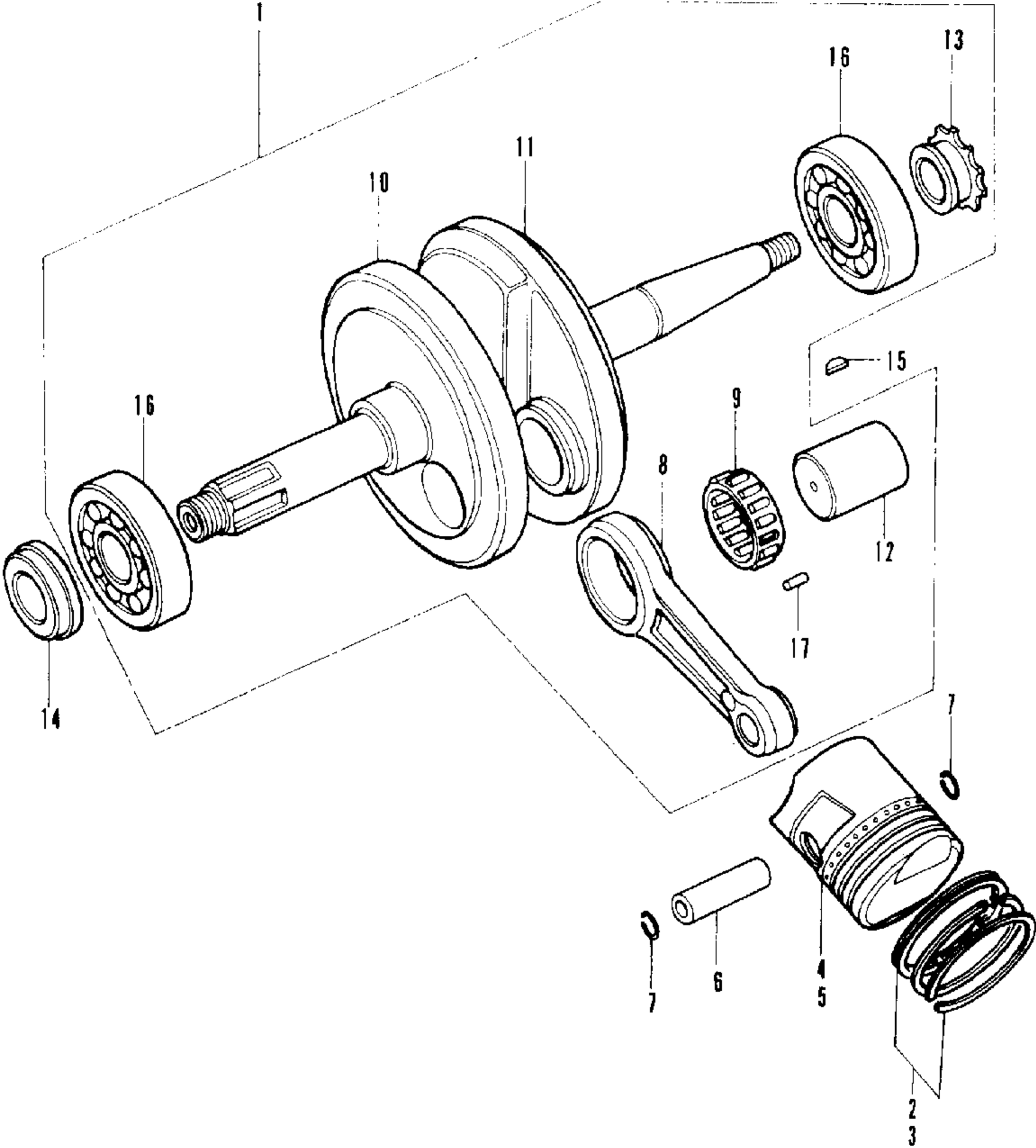
E-7 Left crankcase cover • Dynamo

Ref. No.	Part No.	Description	Reqd. No.				Serial No.	Area code
			ST 50	ST 70	K3	K3		
9	31100-098-015	A.C. GENERATOR ASSY. (HITACHI)	1				136543 D1, U	
	31100-098-025		1				543305 D2	
	31100-098-620	A.C. GENERATOR ASSY.	1				144063 ED, G	
	31100-098-621		1				522712 B	
	31100-098-025	GENERATOR ASSY., A.C. (HITACHI)	1				543305 F	
			1					
	31100-098-025	GENERATOR ASSY., A.C. (HITACHI)	1			136544	D1, U	
			1			543306	D2	
				1		6116432	D, SA	
	31100-098-035	GENERATOR ASSY., FLYWHEEL TYPE A.C. (HITACHI)			1	6116433	D, SA	
	31100-098-621	A.C. GENERATOR ASSY.	1			144064	ED, G	
			1			543306	F, N	
10	31121-045-771	FLYWHEEL COMP.	1			522713	542851 B	
			1				102470 G2	
	31121-098-015	FLYWHEEL COMP.	1				542851 DE	
			1				522712 B	
	31121-165-005	FLYWHEEL COMP. (HITACHI)					D1, D2, E, ED, F, G, N, U	
						6116432	D, SA	
11	31141-098-005	STATOR ASSY.	1				136543 D1, U	
	31141-098-015		1				543305 D2	
	31141-098-620	STATOR ASSY.	1				144063 ED, G	
	31141-098-621		1				522712 B	
	31141-098-671	STATOR ASSY.	1				543305 F	
			1				G	
	31141-120-681	STATOR ASSY.					E	
	31141-045-771	STATOR ASSY.	1			522713	102470 G2	
	31141-045-772	STATOR ASSY.	1			532342	B	
	31141-098-015	STATOR ASSY.	1			532343	542851 B	
			1				542851 DE	
	31141-098-025	STATOR COMP. (HITACHI)					D1, U	
	31141-098-621	STATOR ASSY.	1			136544	D2	
						543306	6116432 D, SA	
				1		6116433	D, SA	
						144064	ED, G	
						543306	F, N	
				1			F	
				1			E, G2, G	

E-7 Left crankcase cover - Dynamo

Ref. No.	Part No.	Description	Reqd. No.				Serial No.	Area code
			ST 50	K3	ST 70	K3		
12	31631-098-620	COIL, LIGHT 31631-098-621	1				144063 ED, ; 522712 B 543305 F, ;	
	31631-045-005	COIL, LIGHT	1		1		E D1, U D2	
	31631-045-771	COIL, LIGHT 31631-045-772	1			522713	532342 B	
	31631-045-772	COIL, LIGHT	1			532343	542851 B 542851 DE	
	31631-098-005	COIL, LIGHT			1	136544 543306	D1, U D2 D, SA	
	31631-098-621	COIL, LIGHT	1		1	144064 543306	ED, ; F, N E, ; 2, G	
13	32971-035-000	BROMMET, CORD	1				102470 ;2 522712 B	
	32971-035-610	BROMMET, CORD	1		1	522713	542851 B 542851 DE	
14	32981-035-000	BROMMET, NEUTRAL SWITCH CORD	1		1	144064	ED, ; ;2, N D1, D2, D, E, ED, F, ;, N, SA, U	
15	90426-035-000	WASHER, MAGNETO FIXING	1	1	1			
16	91202-035-000	OIL SEAL, 18.9X30X5	1	1	1			
17	91301-035-000	O-RING, 107X2	1	1	1			
18	91317-703-000	O-RING, 6X1.7	2	2	2			
19	93500-04005-0A	SCREW, PAN, 4X5	1		1		102470 ;2 542851 B, DE D1, D2, D, E, ED, F, ;, N, SA, U ;2	
20	93500-04010-0A	SCREW, PAN, 4X10	2		2		102470 ;2 542851 B, DE D1, D2, D, E, ED, F, ;, N, SA, U ;2	
	90086-065-005	SCREW, 4X9 (HITACHI)	1		1	102471 542852	111822 ;2 548189 B, DE	
			1	1		111823 548190	;2 B, DE B, DE	
21	93500-04025-0A	SCREW, PAN, 4X25	4		4		102470 ;2 542851 B, DE D1, D2, D, E, ED, F, ;, N, SA, U ;2	
22	93500-06020	SCREW, PAN, 6X20	1	1	1			
23	93500-06032	SCREW, PAN, 6X32	1	1	1			
24	93500-06036	SCREW, PAN, 6X36	1	1	1			
25	93600-06016	SCREW, FLAT, 6X16	2	2	2			
26	93700-05012-0A	SCREW, OVAL, 5X12	2	2	2			
27	94030-10000	NUT, HEX., 10MM	1	1	1			
28	94101-04000	WASHER, PLAIN, 4MM	2		2		102470 ;2 542851 B, DE D1, D2, D, E, ED, F, ;, N, SA, U ;2	
			2		2	102471 542852	;2 B, DE	
29	94111-04000	WASHER, SPRING, 4MM	7		7		102470 ;2 542851 B, DE D1, D2, D, E, ED, F, ;, N, SA, U ;2	
			7		7	102471 542852	;2 B, DE	

E-8 Crankshaft • Piston



B098-105

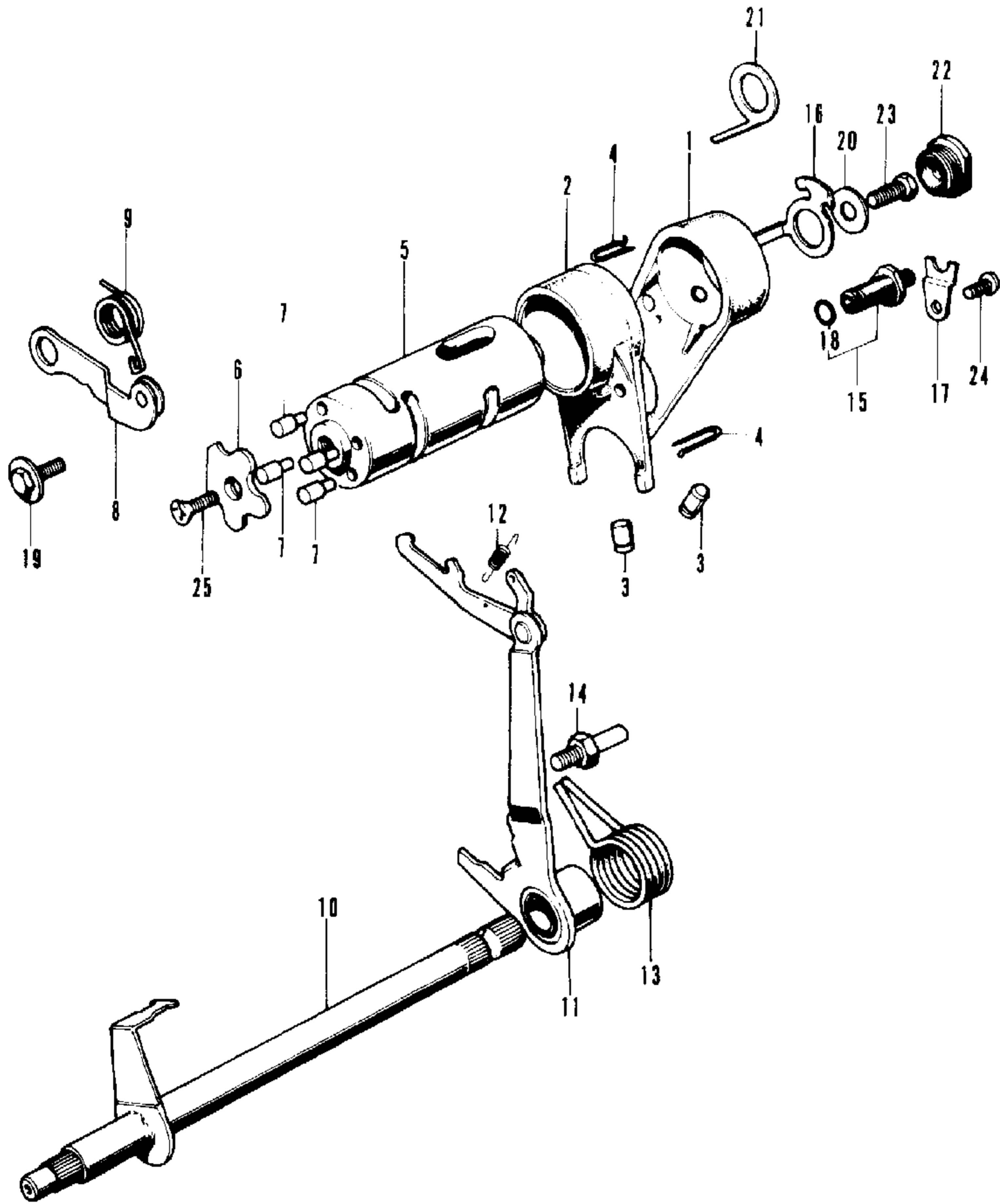
E-8 Crankshaft • Piston

Ref. No.	Part No.	Description	Reqd. No.				Serial No.	Area code
			ST 50	ST K3	ST 70	ST K3		
1	13000-041-030	CRANKSHAFT COMP.	1				522712	B, ED, J, N
	13000-065-000	CRANKSHAFT COMP.	1	1			522713	B, DE, J, 2 B, J
	13000-098-000	CRANKSHAFT COMP.			1			F
	13000-125-000	CRANKSHAFT COMP.			1		6116432	D, E, G, SA
	13000-125-000	CRANKSHAFT COMP.			1		6116433	D, E, G, SA
2	13010-036-000	RING SET, PISTON (STD.)	1	1				
	13020-036-000	RING SET, PISTON (0.25)	(1)	(1)				
	13030-036-000	RING SET, PISTON (0.50)	(1)	(1)				
	13040-036-000	RING SET, PISTON (0.75)	(1)	(1)				
	13050-036-000	RING SET, PISTON (1.00)	(1)	(1)				
3	13010-087-003	RING SET, PISTON (STD. NIPPON)			1	1		
	13010-087-004	RING SET, PISTON (STD. RIKEN)			1	1		
	13020-087-003	RING SET, PISTON (0.25 NIPPON)			(1)	(1)		
	13020-087-004	RING SET, PISTON (0.25 RIKEN)			(1)	(1)		
	13030-087-003	RING SET, PISTON (0.50 NIPPON)			(1)	(1)		
	13030-087-004	RING SET, PISTON (0.50 RIKEN)			(1)	(1)		
	13040-087-003	RING SET, PISTON (0.75 NIPPON)			(1)	(1)		
	13040-087-004	RING SET, PISTON (0.75 RIKEN)			(1)	(1)		
	13050-087-003	RING SET, PISTON (1.00 NIPPON)			(1)	(1)		
	13050-087-004	RING SET, PISTON (1.00 RIKEN)			(1)	(1)		
4	13101-036-010	PISTON (STD.)	1	1				
	13102-036-010	PISTON (0.25)	(1)	(1)				
	13103-036-010	PISTON (0.50)	(1)	(1)				
	13104-036-010	PISTON (0.75)	(1)	(1)				
	13105-036-010	PISTON (1.00)	(1)	(1)				
5	13101-087-000	PISTON (STD.)			1	1		
	13102-087-000	PISTON (0.25)			(1)	(1)		
	13103-087-000	PISTON (0.50)			(1)	(1)		
	13104-087-000	PISTON (0.75)			(1)	(1)		
	13105-087-000	PISTON (1.00)			(1)	(1)		
6	13111-036-000	PIN, PISTON	1	1				
	13111-087-000	PIN, PISTON			1	1		
7	13115-001-000	CLIP, PISTON PIN	2	2	2	2		
8	13201-036-000	ROD, CONNECTING; 13201-036-010	1	1				
	13201-036-010	ROD, CONNECTING	1	1	1	1		
9	13211-035-000	RETAINER, CONNECTING ROD ROLLER	1	1	1	1		

E-8 Crankshaft • Piston

Ref. No.	Part No.	Description	Reqd. No				Serial No.	Area code
			ST 50	K3 70	ST 70	K3		
10	13310-035-050	CRANKSHAFT COMP., R.	1				522712 B, ED, J, N	
	13310-065-000	CRANKSHAFT COMP., R.	1			522713	B, DE	
			1	1		6122585	32	
	13310-087-000	CRANKSHAFT, R.			1		6107170 D, E, F, J	
	13311-065-000	CRANKSHAFT, R.		1		6122586		
	13311-087-000	CRANKSHAFT, R.			1	6107171	F	
					1	6107171	6116432 D, E, G	
					1		6116432 SA	
	13311-125-300	CRANKSHAFT, R.			1	6116433	D, E, G, SA	
11	13321-041-020	CRANKSHAFT, L.	1				522712 B	
			1		1		D1, D2, E, ED, F, G, N, U	
					1		32	
					1	6116432	D, E, G, SA	
	13321-088-010	CRANKSHAFT COMP., L.	1			522713	B	
			1	1			DE, G2	
							B, J	
	13321-125-300	CRANKSHAFT, L.			1	6116433	D, E, G, SA	
12	13381-035-010	PIN, CRANK	1	1	1			
13	14311-035-000	SPROCKET, TIMING (14T)	1	1	1			
14	22911-035-010	COLLAR, 17MM	1	1	1			
15	90741-035-000	KEY, WOODRUFF, 3X5	1	1	1			
16	91001-035-000	BEARING, RADIAL BALL, 6304	2	2			B, D1, D2, DE, E, ED, F, J, N, U	
	96100-63040	BEARING, RADIAL BALL, 6304	2	2	2			
					2	6107170	D, E, F, G	
	91001-035-008	BEARING, RADIAL BALL, 6304 (TOYO)			2	6107171	D, E, F, J	
					2		SA	
17	91101-001-030	ROLLER, ROD, 2.5X10	22	22	22	22		

E-9 Gear shift drum



B098-10A

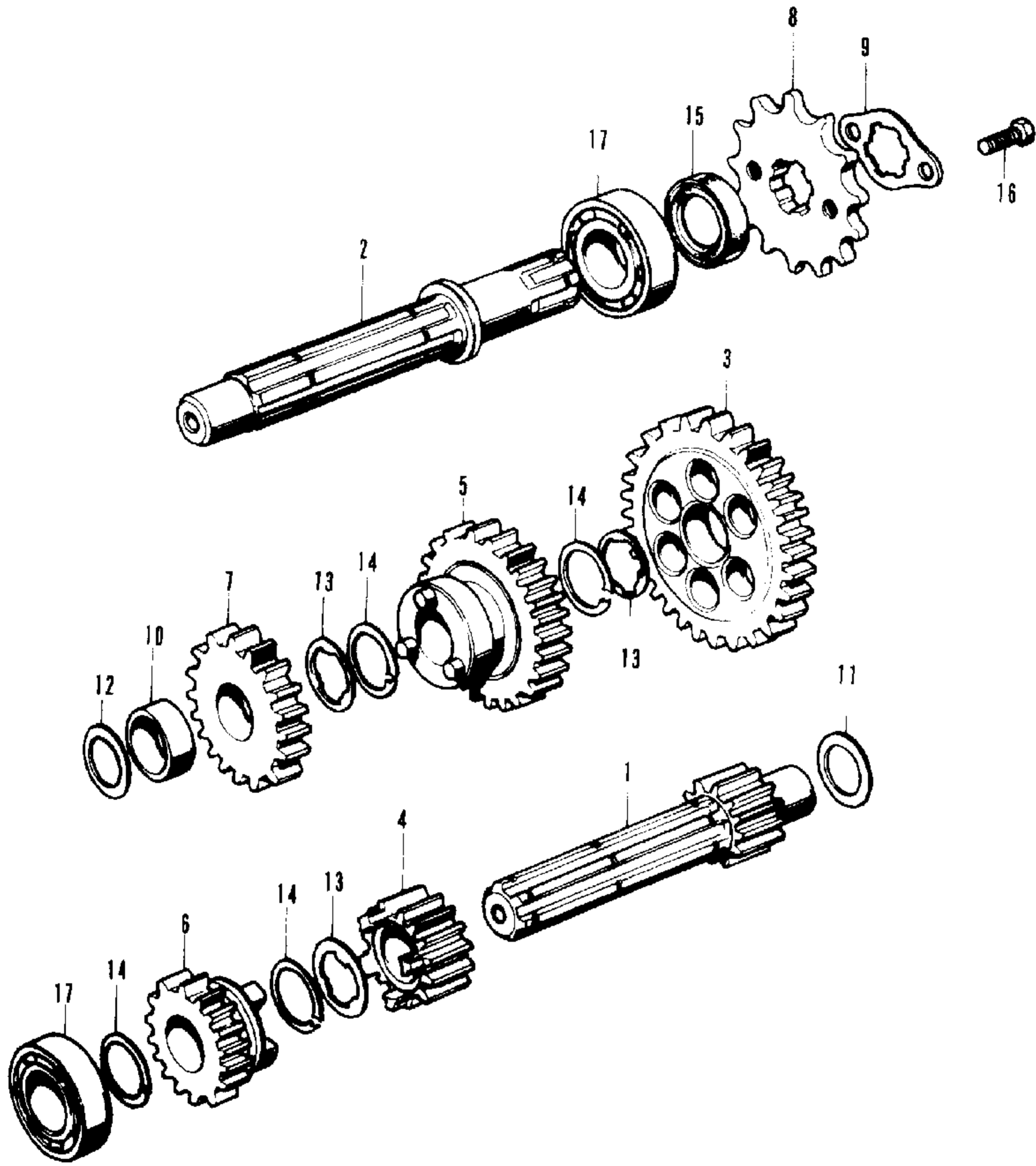
E-9 Gear shift drum

Ref. No.	Part No.	Description	Reqd. No.				Serial No.	Area code
			ST 50	ST K3	ST 70	ST K3		
1	24211-041-000	FORK, L. GEARSHIFT	1		1		B, D1, D2, DE, E, ED, F, G, N, U	
	24211-087-000	FORK, L. GEARSHIFT			1		G2	
	24211-087-303	FORK, L. GEARSHIFT	1	1	1	1	B, D1, D2, D, DE, E, ED, F, N, SA, U	
2	24221-041-000	FORK, R. GEARSHIFT	1	1	1	1		
3	24261-028-010	PIN, GEARSHIFT FORK GUIDE	2	2	2	2		
4	24263-028-000	CLIP, GEARSHIFT FORK GUIDE PIN	2	2	2	2		
5	24301-041-060	DRUM, GEARSHIFT	1	1	1	1		
6	24411-041-020	PLATE, SHIFT DRUM STOPPER	1		1		6150592 6113512	
	24411-041-030	PLATE, SHIFT DRUM STOPPER	1		1		6150593 6113513	
7	24421-041-000	PIN, GEARSHIFT DRUM	4	4	4	4		
8	24430-041-000	STOPPER, SHIFT DRUM	1		1		114618 G2 549159 B, DE D1, ED, G, N, U	
	24430-041-010	STOPPER, SHIFT DRUM	1		1		152419 E, G2 570018 D2, F	
	24430-041-010	STOPPER, SHIFT DRUM	1		1		114619 G2 549160 B, DE	
	24430-041-010	STOPPER, SHIFT DRUM	1		1		152420 E, G2 570019 D2, F	
9	24435-040-000	SPRING, SHIFT DRUM STOPPER	1	1	1	1		
10	24610-040-020	SPINDLE COMP., GEARSHIFT	1		1		149369 ED, N 539351 B E, G2	
	24610-098-730	SPINDLE COMP., GEARSHIFT	1		1		142523 D1, E, U 552322 D2, F	
	24610-098-730	SPINDLE COMP., GEARSHIFT	1		1		149370 ED, N 539352 B DE B, D, E, F, SA	
	24610-098-730	SPINDLE COMP., GEARSHIFT	1		1		142524 D1, E, U 552323 D2, F	
11	24630-040-040	ARM, GEARSHIFT	1		1		149374 ED, G 539571 B E	
	24630-086-000	ARM, GEARSHIFT	1		1		142773 D1, E, U 552322 D2, F	
	24630-086-000	ARM, GEARSHIFT	1		1		149375 ED, G 539572 B DE, G2, N B, D, E, F, G, SA	
	24630-086-000	ARM, GEARSHIFT	1		1		142774 D1, E, U 552323 D2, F	
12	24641-041-000	SPRING, GEARSHIFT ARM	1	1	1	1		
13	24651-041-000	SPRING, GEARSHIFT RETURN	1	1	1	1		
14	24652-035-000	PIN, SHIFT RETURN SPRING	1	1	1	1		

E-9 Gear shift drum

Ref. No.	Part No.	Description	Reqd. No.				Serial No.	Area code
			ST 50	ST 70	K3	K3		
15	35750-001-020	CONTACT ASSY., NEUTRAL SWITCH	1	1	1	1	B, D1, D2, D, DE, ED, F, J2, J, N, SA, U E	
16	35753-035-010	ROTOR, NEUTRAL SWITCH	1	1	1	1	B, D1, D2, D, DE, ED, F, J2, J, N, SA, U E	
17	35755-001-020	PLATE, CONTACT FIXING	1	1	1	1	B, D1, D2, D, DE, ED, F, J2, J, N, SA, U E	
18	37551-001-000	O-RING, 7X1.6	1		1		B, D1, D2, D, DE, ED, F, J2, J, N, U E	
	91312-107-000	O-RING, 7X1.7		1		1		
19	90023-041-000	BOLT, SHIFT DRUM STOPPER ARM PIVOT	1	1	1	1		
20	90417-041-000	WASHER, SHIFT DRUM SIDE	1	1	1	1		
21	90484-045-010	WASHER, 13.2MM	1				E	
22	90801-035-000	PLUG, RUBBER, 19MM	1	1	1	1		
23	92000-06016	BOLT, HEX., 6X16	1		1			
				2		2	6150592 6113512	
							6150593 6113513	
24	93500-06012	SCREW, PAN, 6X12	1	1	1	1	B, D1, D2, D, DE, ED, F, J2, J, N, SA, U E	
25	93600-06016	SCREW, FLAT, 6X16	1		1			
				1		1	6150593 6113513	

E-10 Transmission

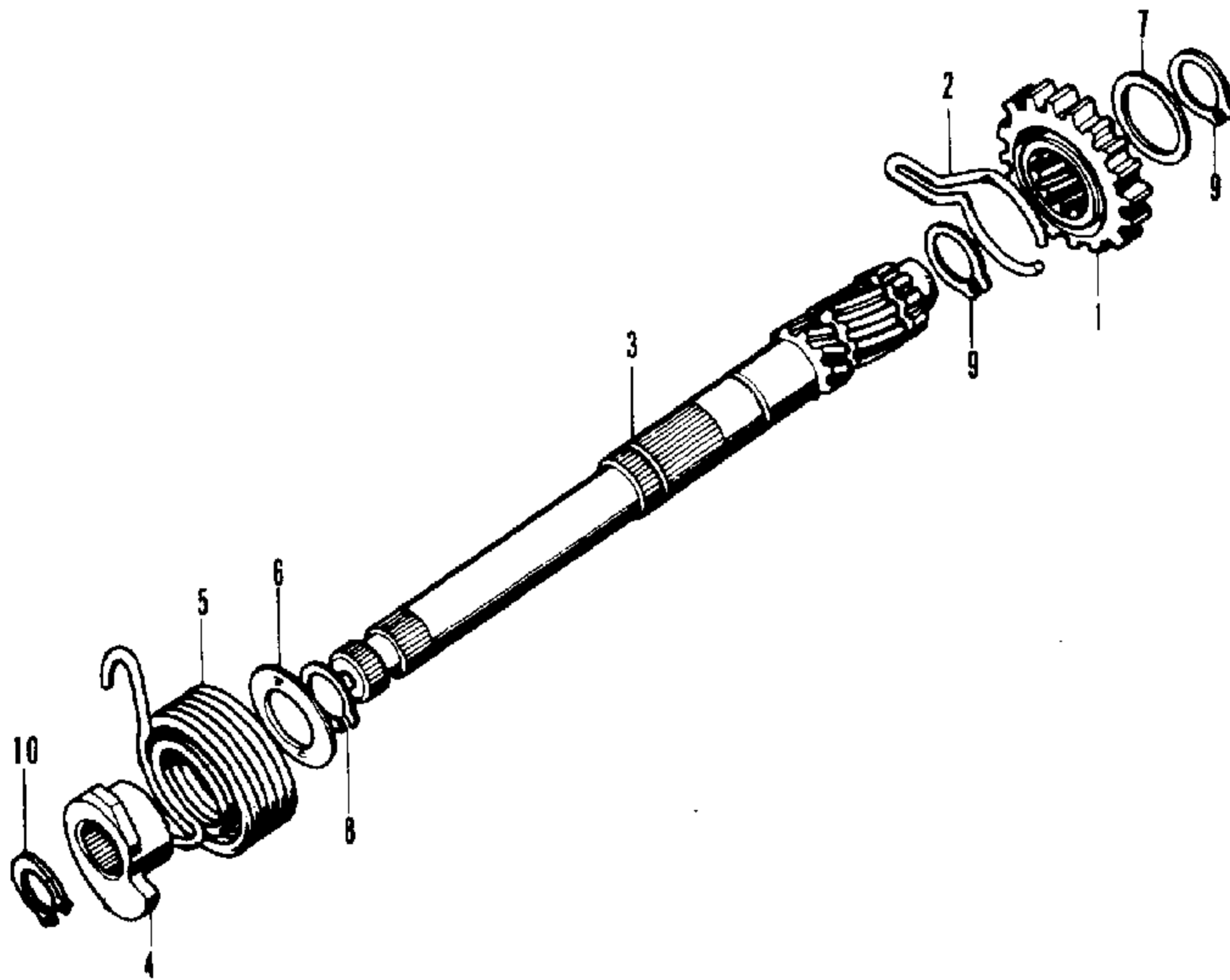


B098-11

E-10 Transmission

Ref. No.	Part No.	Description	Reqd. No.				Serial No.	Area code
			ST 50	K3	ST 70	K3		
1	23211-041-020	MAINSHAFT, TRANSMISSION (11T)	1	1	1	1		
2	23221-041-040	COUNTERSHAFT, TRANSMISSION	1	1	1	1		
3	23421-041-000	GEAR, COUNTERSHAFT LOW (37T)	1	1	1	1	B, D1, D2, D, DE, E, ED, F, N, SA, U	
	23421-086-000	GEAR, COUNTERSHAFT LOW (36T)	1	1	1	1	32	
4	23431-040-060	GEAR, MAINSHAFT SECOND (18T)			1	1		
	23431-041-040	GEAR, MAINSHAFT SECOND (17T)	1	1				
5	23441-041-060	GEAR, COUNTERSHAFT SECOND (31T)	1	1	1	1	B, D1, D2, D, DE, E, ED, F, N, SA, U	
	23441-086-000	GEAR, COUNTERSHAFT SECOND (31T)	1	1			32	
				1	1			
6	23471-041-040	GEAR, MAINSHAFT TOP (21T)	1	1	1	1		
7	23481-041-020	GEAR, COUNTERSHAFT TOP (25T)	1	1	1	1	B, D1, D2, D, DE, E, ED, F, N, SA, U	
	23481-086-000	GEAR, COUNTERSHAFT TOP (25T)	1	1	1	1	32	
8	23800-041-010	SPROCKET, DRIVE (13T)	1	1			DE	
	23800-098-000	SPROCKET, DRIVE (15T)	1	1	1	1	B, D1, D2, D, E, ED, F, 32, 3, N, SA, U	
9	23802-040-000	PLATE, DRIVE SPROCKET FIXING	1	1	1	1	B, D1, D2, D, E, ED, F, 32, 3, N, SA, U	
	23802-041-010	PLATE, DRIVE SPROCKET FIXING	1	1			DE	
10	23911-041-010	COLLAR, GEAR	1	1	1	1		
11	90451-001-000	WASHER, THRUST, 14MM	1	1	1			
	90451-121-000	WASHER, THRUST, 14MM		1	1		6122585 6107170 D, E, F, 3	
					1		6122586 6107171 D, E, F, G SA	
12	90451-035-000	WASHER, THRUST, 13.5MM	1	1	1			
	90451-141-000	WASHER, THRUST, 13.5MM		1	1		6122585 6107170 D, E, F, G	
					1		6122586 6107171 D, E, F, G SA	
13	90461-035-000	WASHER, SPLINE, 17MM	3	3	3	3		
14	90601-001-000	CIR CLIP, 17MM	4	4	4	4		
15	91203-035-000	OIL SEAL, 17X29X5	1	1	1	1		
16	92000-06008	BDLT, HEX., 6X8	2	2	2	2		
17	96100-62030	BEARING, RADIAL BALL, 6203	2	2	2	2		

E-11 Kick starter

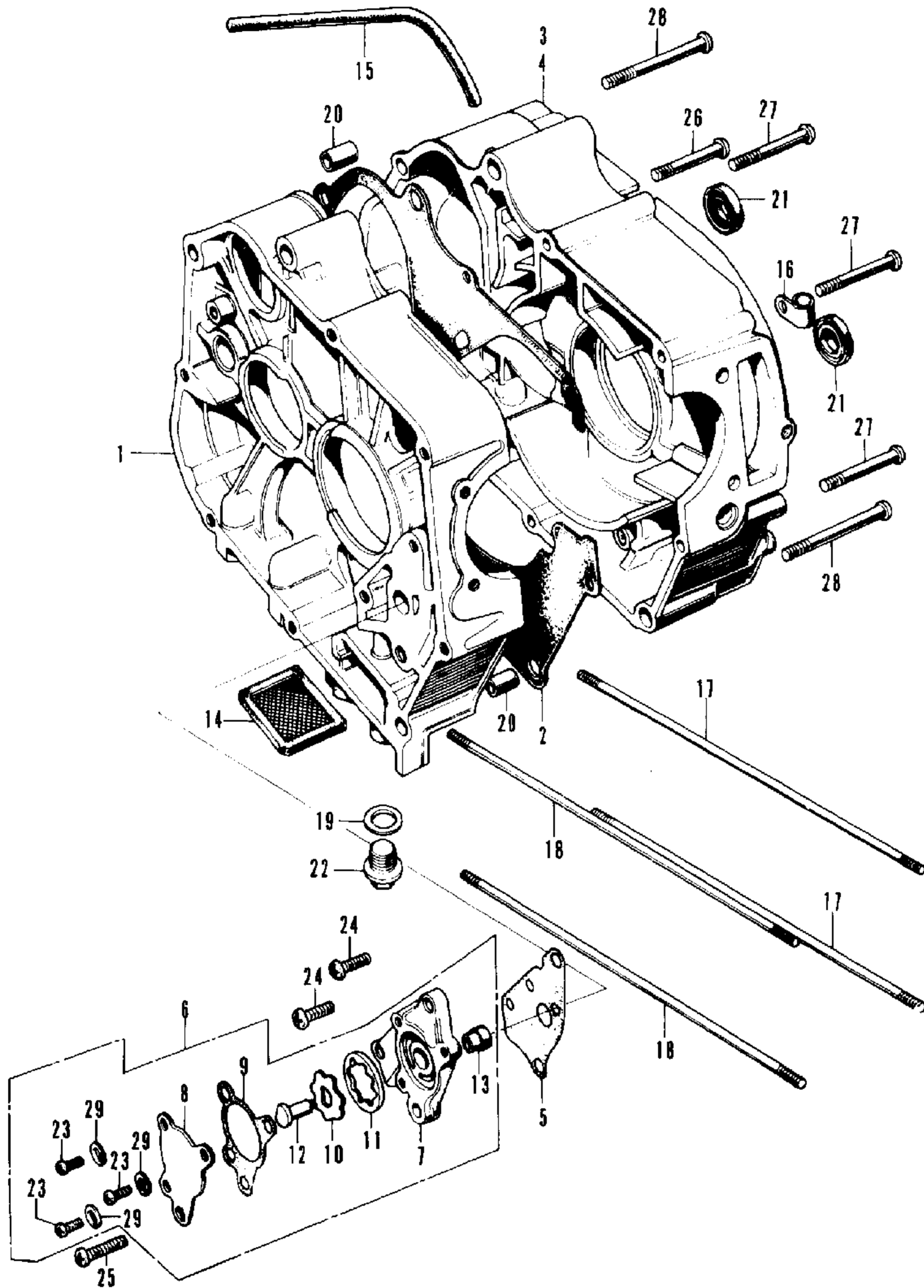


B098-12A

E-11 Kick starter

Ref. No.	Part No.	Description	Reqd. No.				Serial No.	Area code
			ST 50	ST K3	ST 70	ST K3		
1	28211-040-035	PINION, KICK STARTER (22T)	1	1	1	1		
2	28223-035-035	SPRING, KICK STARTER RATCHET	1	1	1	1		
3	28251-035-065	SPINDLE, KICK STARTER	1	1	1	1		
4	28262-035-020	RETAINER, KICK SPRING	1	1	1	1		
5	28281-035-010	SPRING, KICK STARTER	1	1	1	1		
6	90451-040-000	WASHER, THRUST, 17MM	1	1	1	1		
7	90482-035-025	WASHER, 20MM	1	1	1	1		
8	90601-001-000	CIR CLIP, 17MM	1	1	1	1		
9	90605-200-000	SET RING, 20MM	2	2	2	2		
10	94510-16000	CIR CLIP, EXTERNAL, 16	1	1	1	1		

E-12 Crankcase • Oil pump

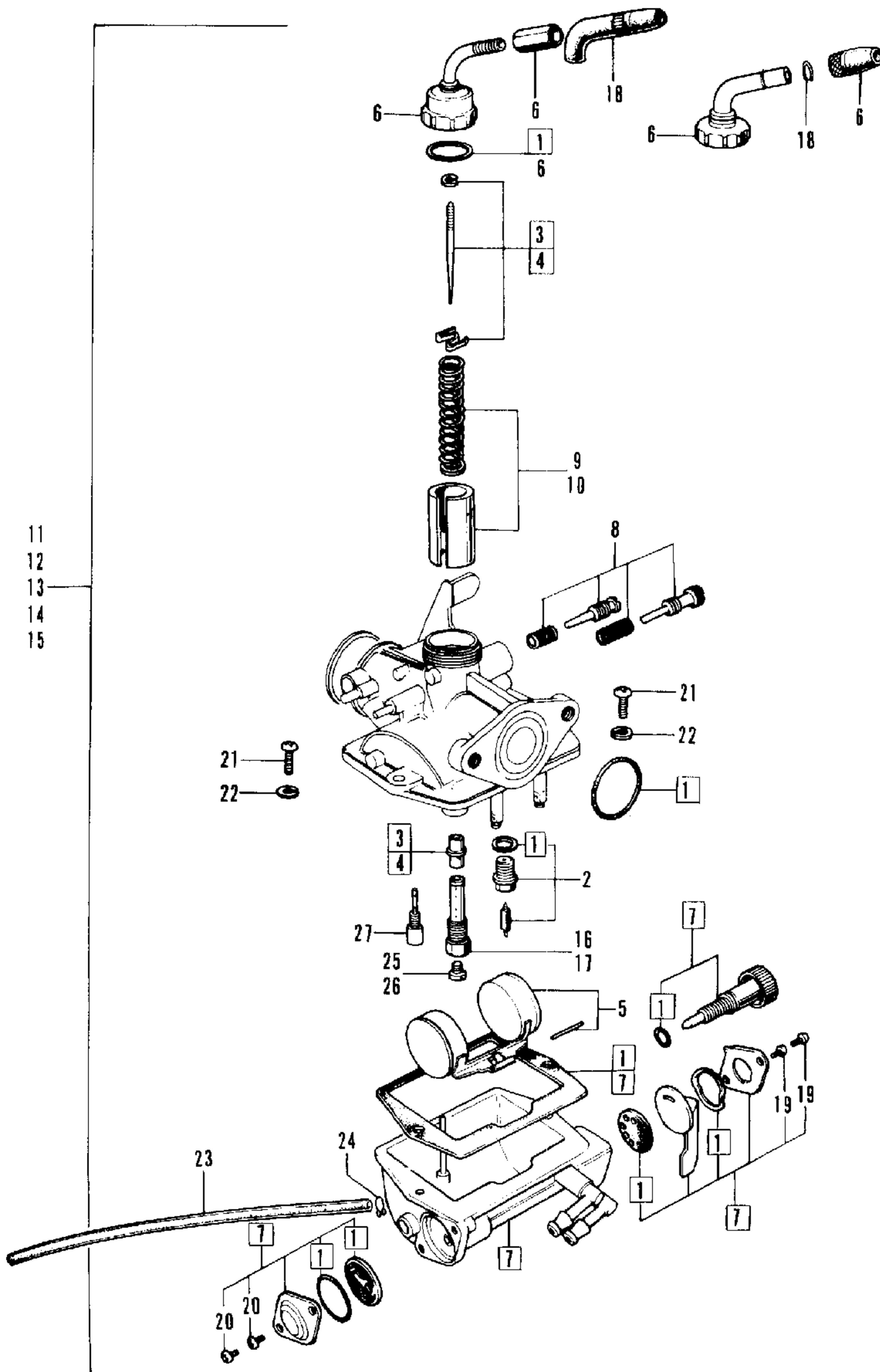


B098-13

E-12 Crankcase · Oil pump

Ref. No.	Part No.	Description	Reqd No.				Serial No.	Area code
			ST 50	K3	ST 70	K3		
1	11100-045-010	CRANKCASE COMP., R.	1	1	1	6122585 6107170	D, E, F, G	
	11100-087-900	CRANKCASE COMP., R.	1		1	6122586 6107171	D, E, F, G SA	
2	11191-045-000	BASKET, CRANKCASE	1	1	1			
3	11200-045-050	CRANKCASE COMP., L.	1				E	
	11200-098-000	CRANKCASE COMP., L.	1 1 1	1	1	149369	ED D, F, G	
	11200-098-731	CRANKCASE COMP., L.	1 1	1	1	143383 552702	D1, E, U D2, F	
	11200-087-901	CRANKCASE COMP., L.	1	1	1	149370 6122585	ED D2, N	
	11200-087-901	CRANKCASE COMP., L.	1		1	143384 552703	D1, E, U D2, F	
4	11200-120-700	CRANKCASE COMP., L.	1	1		6122585	DE DF	
	11200-120-701	CRANKCASE COMP., L.	1			6122586	DE	
5	15119-035-020	BASKET, OIL PUMP BODY	1	1	1			
6	15300-035-000	PUMP ASSY., OIL	1	1	1			
7	15311-035-013	BODY, OIL PUMP	1	1	1			
8	15321-035-000	COVER, OIL PUMP	1	1	1			
9	15329-035-000	BASKET, OIL PUMP COVER	1	1	1			
10	15331-035-000	ROTOR, OIL PUMP INNER	1	1	1			
11	15332-035-000	ROTOR, OIL PUMP OUTER	1	1	1			
12	15382-035-000	DRIVE SHAFT, OIL PUMP	1	1	1			
13	15383-035-000	PIN, OIL PUMP KNOCK	1	1	1			
14	15421-035-010	SCREEN, OIL FILTER	1	1	1			
15	15761-045-000	PIPE, BREATHER	1	1	1		B, D1, D2, D, DE, E, ED, F, N, SA, U	
15	16236-045-000	CLAMPER, OVER FLOW TUBE	1		1	141393 522712 134555 136306 531600	E, ED, G B D1, U E, G D2, F	
	16236-045-010	CLAMPER, OVER FLOW PIPE	1 1 1	1	1	141394 522713 134556 136307 531601	E, ED, G B DE, D2, N B, D, E, F, G, SA D1, U E, G D2, F	
17	90031-035-010	BOLT A, CYLINDER STUD	2	2	2			
18	90032-035-000	BOLT B, CYLINDER STUD	2	2	2			
19	90407-259-000	PACKING, DRAIN COCK	1	1	1			
20	90704-035-000	PIN A, KNOCK, 10X14	2	2	2			
21	91203-001-000	OIL SEAL, 11.6X24X10	1		1			
	91204-121-000	OIL SEAL, 11.6X24X10		1	1			
22	92800-12000	BOLT, DRAIN PLUG, 12MM	1	1	1			
23	93500-05010-0A	SCREW, PAN, 5X10	3	3	3			
24	93500-06016	SCREW, PAN, 6X16	2	2	2			
25	93500-06020	SCREW, PAN, 6X20	1		1			
	93500-06022	SCREW, PAN, 6X22		1	1			
26	93500-06048	SCREW, PAN, 6X48	1	1	1			
27	93500-06060	SCREW, PAN, 6X60	3	3	3			
28	93500-06065	SCREW, PAN, 6X65	4	4	4			
29	94111-05000	WASHER, SPRING, 5MM	3	3	3			

E-13 Carburetor



B098-14

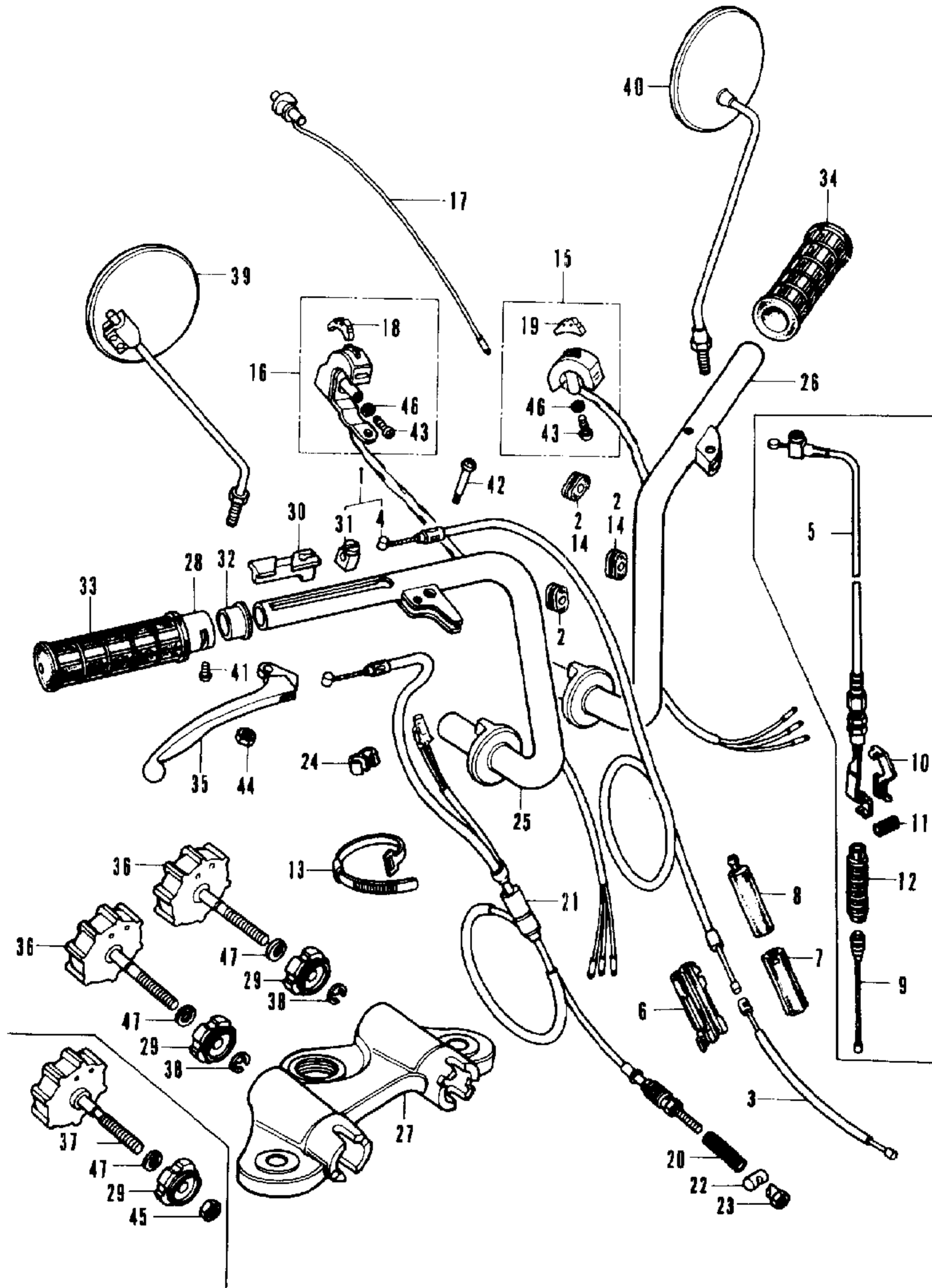
E-13 Carburetor

Ref. No.	Part No.	Description	Reqd. No.				Serial No.	Area code
			ST 50	ST 70	K3	K3		
1	16010-098-670	BASKET SET	1				141393 E, ; 525311 B 136306 D1, ;, U 535181 D2, F	
	16010-098-004	BASKET SET	1 1 1 1 1	1 1 1 1	1 1 1	141394 525312	E, ; B DE, ED, F, N ;2 B, D, E, SA ; D1, ;, U D2, F	
2	16011-098-004	VALVE SET, FLOAT	1	1	1	1		
3	16012-045-710	NEEDLE SET, JET	1	1			144213 ED, ; B, DE, E	
	16012-045-730	NEEDLE SET, JET	1	1		144214	N ED, ;2, ;	
4	16012-098-004	NEEDLE SET, JET			1 1		136543 D1, E, U 543355 D2, F	
	16012-098-014	NEEDLE SET, JET	1		1 1 1	136544 543356	N D1, E, U D2, F ;2	
5	16013-046-004	FLOAT SET	1	1	1	1		
6	16014-045-024	TOP SET	1				141393 E, ; 525311 B 136306 D1, ;, U 535180 D2, F	
	16014-053-004	TOP SET A	1 1 1 1 1	1 1 1 1	1 1 1	141394 525312	E, ; B DE, ED, F, N ;2 B, D, E, SA ; D1, ;, U D2, F	
7	16015-045-710	CHAMBER SET, FLOAT	1	1	1	1		
	8	16016-046-004	SCREW SET A	1	1	1	1	
9	16022-045-770	VALVE SET, THROTTLE	1				522713 525311 B	
	16022-045-771	VALVE SET, THROTTLE	1 1	1			535312 B DE, ;2 B, ;	
10	16022-046-004	VALVE SET A, THROTTLE	1 1		1 1		141393 E, ; 522712 B 136306 D1, ;, U 535180 D2, F	
	16022-098-670	VALVE SET, THROTTLE	1 1 1 1		1 1 1	141394 136307 535181	E, ; ED, F, N D1, ;, U D2, F D, E, ;2, SA ;	
11	16100-045-711	CARBURETOR ASSY.	1				138492 E, ; 522712 B	
	16100-045-712	CARBURETOR ASSY.	1			138493	141393 E, ;	
	16100-045-730	CARBURETOR ASSY.	1 1			141393 141393	; E ED	
	16100-045-731	CARBURETOR ASSY.	1			144214	ED, ; N	

E-13 Carburetor

Ref. No.	Part No.	Description	Reqd. No.				Serial No.	Area code
			ST 50	K3 70	ST 70	K3		
12	16100-045-771	CARBURETOR ASSY. 16100-045-772	1			522713	525311 B	
	16100-045-772	CARBURETOR ASSY.	1	1		525312	B DE B	
13	16100-098-004	CARBURETOR ASSY.			1		134555 D1, 3, U 531600 D2, F	
	16100-098-014	CARBURETOR ASSY.			1	134556 136306 531601 535180	D1, 3, U D2, F	
	16100-098-024	CARBURETOR ASSY.			1	136307	136543 D1, U	
	16100-098-034	CARBURETOR ASSY.			1	136544	D1, U	
14	16100-098-710	CARBURETOR ASSY.			1	136307 136543 535181 543355	3 D2, F	
	16100-098-711	CARBURETOR ASSY.			1	136544 543356	3 D2, F D, E, 32, SA F, S	
15	16100-120-680	CARBURETOR ASSY.	1	1			32 3	
16	16139-045-711	HOLDER, NEEDLE JET	1	1				
17	16139-098-004	HOLDER, NEEDLE JET			1		136543 D1, 3, U 543355 D2, F	
	16139-098-014	HOLDER, NEEDLE JET			1	136544 543356	D1, 3, U D2, F D, E, 32, SA F, S	
18	16194-045-004	CAP, RUBBER			1		136306 D1, U 136306 3 535180 D2, F	
	16118-045-770	CAP, RUBBER	1	1	1		B, D, DE, ED, F, N, SA E 3 3	
	16118-121-004	CAP, RUBBER	1	1		136307 535181	D2, F 32	
	16194-045-741	CAP, RUBBER			1	136307	32 3 D1, U E	
19	93500-03005-0A	SCREW, PAN, 3X5	2	2	2	2		
20	93500-03006-0A	SCREW, PAN, 3X6	2	2	2	2		
21	93500-04012-0A	SCREW, PAN, 4X12	2	2	2	2		
22	94111-04000	WASHER, SPRING, 4MM	2	2	2	2		
23	95001-35240-40	TUBE, FUEL, 3.5X240	1	1	1	1		
24	95002-02070	CLIP B7, TUBE	1	1	1	1		
25	99114-076-0620	JET, MAIN, #62	1	1			144213 ED, 3 B, DE, E	
	99114-076-0550	JET, MAIN, #55	1	1		144214	ED, 3 32, N 3	
26	99114-076-0650	JET, MAIN, #65			1		136543 D1, 3, U 543355 D2, F	
	99114-076-0580	JET, MAIN, #58			1	136544 543356	D1, 3, U D2, F D, E, 32, SA F, S	
27	99124-051-0350	JET, SLOW, #35	1	1	1	1		

F-1 Steering handle



B098-106

F-1 Steering handle

Ref. No.	Part No.	Description	Reqd. No.				Serial No.	Area code
			ST	ST	70	K3		
1	17910-098-672	CABLE COMP., THROTTLE	1				141393 E, ; 525311 B 136306 ; 535180 D2, F	
	17910-098-673	CABLE COMP., THROTTLE	1	1		141394 525312	E, ; B DE, ED, ;2, N	
	17910-098-674	CABLE COMP., THROTTLE	1	1	1	6125332 136307 535181	; D2, F E	
2	17911-023-000	GROMMET, THROTTLE CABLE	3			6108322	D, E, F, ;	
			3			6125333 6108323	D, E, F, ; SA	
			3	4	3	149294 539851	ED, N B E ;2 ;	
			3			143223 552322	D1, E, U D2, F ED, N	
			1	1	1	149295 143224 552323	D1, E, U D2, F D, E, F, SA	
			1	1	1	539852	B DE B, ;2 ;	
3	17911-098-000	CABLE COMP. A, THROTTLE			1	136306	D1, U	
4	17912-098-000	CABLE COMP. B, THROTTLE			1	136306	D1, U	
5	17912-098-010	CABLE COMP. B, THROTTLE			1	136307	D1, U	
6	17913-098-310	CASE, THROTTLE CABLE			1	136306	D1, U	
7	17915-098-000	COVER, THROTTLE CABLE CASE			1	136306	D1, U	
8	17916-098-000	TUBE, THROTTLE CABLE CASE			1	136306	D1, U	
9	17921-045-720	CABLE COMP. A, THROTTLE			1	136307	D1, U	
10	17924-045-720	JOINT B, INNER CABLE			1	136307	D1, U	
11	17925-045-720	SPRING, INNER CABLE JOINT			1	136307	D1, U	
12	17927-045-720	BOOT, THROTTLE CABLE			1	136307	D1, U	
13	32161-098-000	BAND, WIRE HARNESS	2	2			B, D1, D2, DE, E, ED, F, ;, N, U	
	95014-62100	BAND B1, WIRE	2	2	2		B, D1, D2, D, DE, E, ED, F, N, SA, U	
			2	1	2		;	
14	32983-126-000	GROMMET, SWITCH CORD	2			539852	B DE B, ;2 ;	
			2	2	2	149295 143224 552323	ED, N D1, E, U D2, F D, E, F, SA	
15	35250-098-671	SWITCH ASSY., DIMMER KILL	1	1			B, D1, D2, DE, E, ED, F, N, U	
			1	1	1	6113527	;	
					1	6150592	B, DE	
	35250-126-701	SWITCH ASSY., DIMMER	1		1	6113528 6150593	B, DE	

FRAME GROUP

F-1 Steering handle

Ref. No.	Part No.	Description	Reqd. No.				Serial No.	Area code
			ST 50	ST K3	ST 70	ST K3		
16	35300-098-000	SWITCH ASSY., HORN WINKER	1				548639 150859 568096	B,DE ;2 D2,F D1,;U
	35300-098-010	SWITCH ASSY., HORN WINKER	1	1		548640	6125332	B,DE B,DE
					1	150860 568097	6108322	;2 D2,F D,F,;
	35300-126-701	SWITCH ASSY., HORN WINKER	1			6125333 6108323		B,DE D,F,; SA
17	35300-098-671	SWITCH ASSY., HORN	1	1				E,ED,N E
	35250-130-620	SWITCH ASSY., HORN			1	6108323		E
18	35316-259-300	KNOB, WINKER SWITCH	1	1	1			
19	35319-098-671	KNOB, DIMMER SWITCH	1	1	1			B,D1,D2,D,DE,F,SA,U
20	45437-001-000	SPRING, FR. BRAKE ARM	1	1	1			
21	45450-098-670	CABLE COMP., FR. BRAKE 45450-098-671	1				138492 522712 134555 531600	E,ED,G B D1,G,U D2,F
	45450-098-671	CABLE COMP., FR. BRAKE	1			138493 138493 522713	149474	ED E,G B N
					1	134556 134556 531601	144969	D1,U ;3 D2,F E
	45450-126-000	CABLE COMP., FR. BRAKE	1			149475 539852		ED,N B DE,;2
				1		144970 554386	6125332	D1,E,U D2,F D,F,; E
	45450-126-700	CABLE COMP., FR. BRAKE	1			6125333 6108323		D,F,; SA
22	45461-001-000	JOINT, FR. BRAKE ARM	1	1				B,D1,D2,DE,E,ED,F,G,N,U
	95015-31000	JOINT A, BRAKE ARM	1	1	1			
23	45462-028-000	NUT, FR. BRAKE ADJUSTING 95015-41000	1	1				B,D1,D2,DE,E,ED,F,G,N,U
	95015-41000	NUT A, BRAKE ROD ADJUST	1	1	1			
24	45465-270-000	CLIP, FR. BRAKE CABLE	1	1	1			B,D1,D2,D,DE,ED,F,;2,N,SA,U
					1		6108322	;3
	45465-341-700	CLIP, FR. BRAKE CABLE			1	6108323		;3

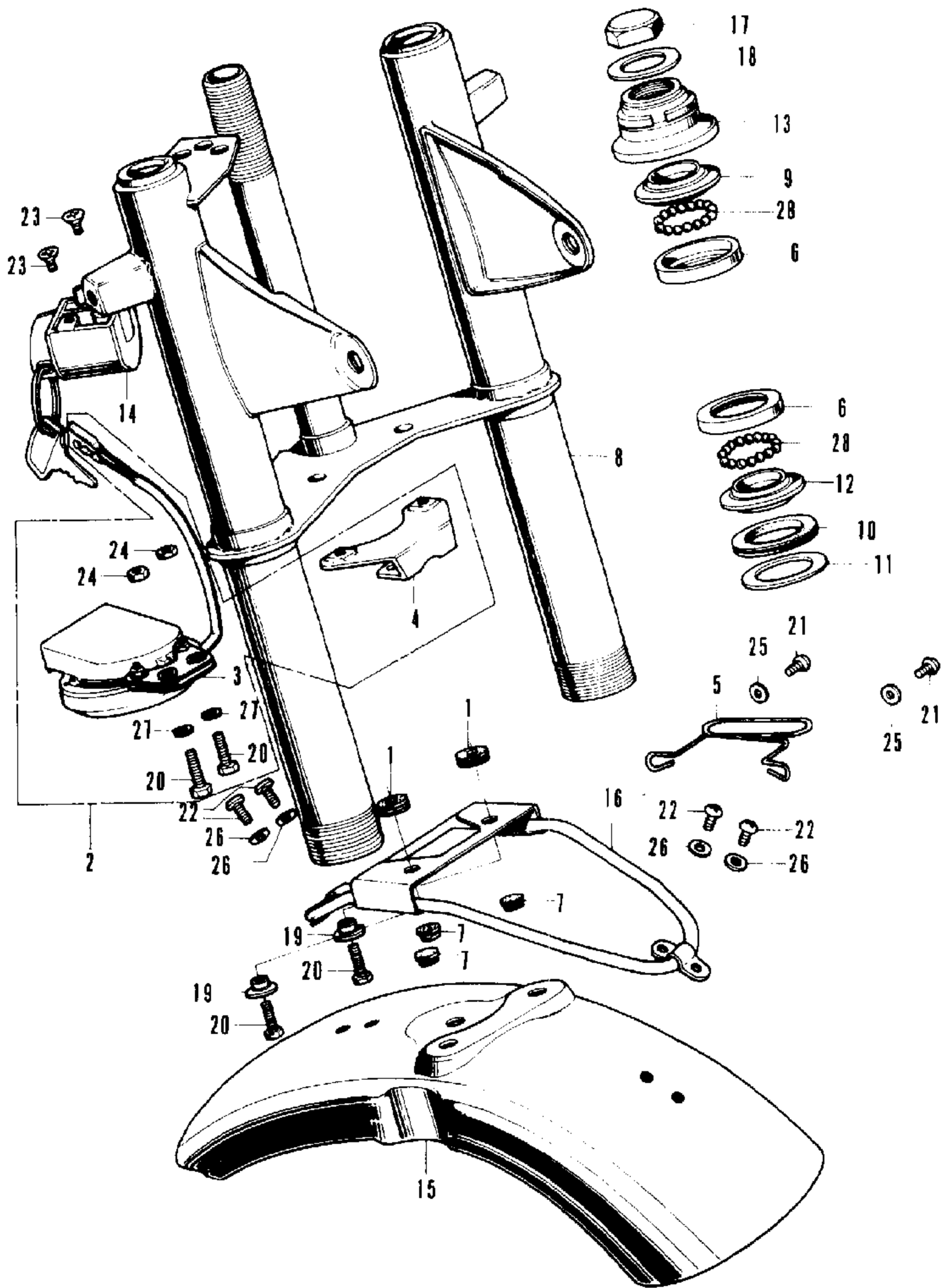
F-1 Steering handle

Ref. No.	Part No.	Description	Reqd. No.				Serial No.	Area code
			ST 50	K3	ST 70	K3		
25	53110-098-000	PIPE, R. STEERING HANDLE	1		1		529191 B E, ED, J, N 136486 D1, U 541330 D2, F J2	
	53110-098-010	PIPE, R. STEERING HANDLE	1	1		529192	B DE B, D, F, SA D1, U D2, F	
	53110-098-640	PIPE, R. STEERING HANDLE	1	1		136487 541331	J2 J	
26	53120-098-000	PIPE, L. STEERING HANDLE	1		1		529191 B E 136486 U	
	53120-098-680	PIPE, L. STEERING HANDLE	1	1	1		ED, J, N D1 D2, F J2	
	53120-098-010	PIPE, L. STEERING HANDLE	1	1		529192	B DE B U	
	53120-098-681	PIPE, L. STEERING HANDLE		1		136487 136487 541331	D1 D2, F D, F, SA	
	53120-098-640	PIPE, L. STEERING HANDLE	1	1			J2 J	
27	53131-098-020	HOLDER, STEERING HANDLE			1		D1, U	
	53131-098-670	HOLDER, STEERING HANDLE	1	1	1	1	B, D2, D, DE, E, ED, F, J2, J, N, SA	
28	53141-098-000	PIPE, THROTTLE GRIP	1	1	1	1		
29	53143-098-000	NUT, HANDLE HOLDER	2	2	2	2		
30	53161-044-000	HINGE, THROTTLE CABLE	1				101100 J2 149294 ED, N 539851 B E J J	
	53161-098-000	HINGE, THROTTLE WIRE	1		1		142523 D1, E, J2, U 552322 D2, F	
	53161-098-000	HINGE, THROTTLE WIRE	1	1	1	101101 149295	J2 ED, N D, E, F, J, SA D1, E, J2, U D2, F B DE B	
31	53162-098-000	HOLDER, THROTTLE CABLE OUTER 53162-098-010	1				121282 E, J 525311 B 127936 J 136306 D1, U 535180 D2, F	
	53162-098-010	HOLDER, THROTTLE CABLE OUTER	1	1	1	121283 525312	E, J B DE, ED, F, N J2 B, D, E, SA J J	
				1	1	127937 136307 535181	D1, U D2, F	

F-1 Steering handle

Ref. No.	Part No.	Description	Reqd. No.				Serial No.	Area code
			ST 50	ST 70	K3	K3		
32	53163-044-000	STOPPER, THROTTLE GRIP	1				101100 149294 539851	32 ED, N B E
	53163-098-000	STOPPER, THROTTLE GRIP	1				142523 552323	D1, E, 3, U D2, F
			1				101101 149295	32 ED, N D, E, F, 3, SA
			1	1	1		142524 552323 539852	D1, E, 3, U D2, F B DE B
33	53165-044-010	RUBBER, R. SLIP	1	1	1	1		
34	53166-044-010	RUBBER, L. SLIP	1	1	1	1		
35	53175-044-010	LEVER, R. HANDLE	1				121282 508662 127936 515050	E, 3 B D1, 3, U D2, F
	53175-098-770	LEVER, R. STEERING HANDLE	1				121283 508663	E, 3 B 32 DE, N
			1				127937 515051	D1, 3, U D2, F
	53175-147-010	LEVER, R. STEERING HANDLE	1				115349 549160	32 B, DE
			1				152279 569919	E, 3 D2, F
36	53740-098-000	KNOB COMP., HANDLE HOLDER	2	2	2	2		B, D1, D2, D, DE, E, ED, F, N, SA, U
37	53740-098-970	KNOB COMP., HANDLE HOLDER	2	2	2	2		32 3
38	53746-045-010	RING, KNOB STOPPER	2	2	2	2		B, D1, D2, D, DE, E, ED, F, N, SA, U
39	88100-063-000	MIRROR, R. BACK	1				548539	B, DE
			1				152128 538360 569618	F F D2 D1, U
	88110-063-010	MIRROR, R. BACK	1	1	2		548540	B, DE B, D, DE, SA
				1	2		152129 569619	D2 E
	88110-324-621	MIRROR, R. BACK		(1)	(1)		538361	F F
40	88120-028-600	MIRROR, L. BACK	1	1				ED, 3, N
	88120-028-670	MIRROR, L. BACK	1				113668 152128	32 32
	88120-324-621	MIRROR, L. BACK			1		538361	569618 F
	88120-028-601	MIRROR, L. BACK	1	1	1		113669	32
				1	1		152129	32
	88120-324-622	MIRROR, L. BACK			1	1	569619	F F
41	90101-063-000	SCREW, THROTTLE GRIP SET	1	1	1	1		
42	90114-063-000	BOLT, HANDLE LEVER PIVOT	1	1	1	1		
43	93500-03012-0A	SCREW, PAN, 3X12	2	2	2	2		B, D1, D2, D, DE, E, ED, F, N, SA, U
			1	1	2	2		32 3
44	94001-05000-05	NUT, HEX., 5MM	1	1	1	1		
45	94002-08000-05	NUT, HEX., 8MM	2	2	2	2		32 3
46	94111-03000	WASHER, SPRING, 3MM	2	2	2	2		B, D1, D2, D, DE, E, ED, F, N, SA, U
			1	1	2	2		32 3
47	94111-08000	WASHER, SPRING, 8MM	2	2	2	2		

F-2 Front fork • Front fender (B, DE and F)

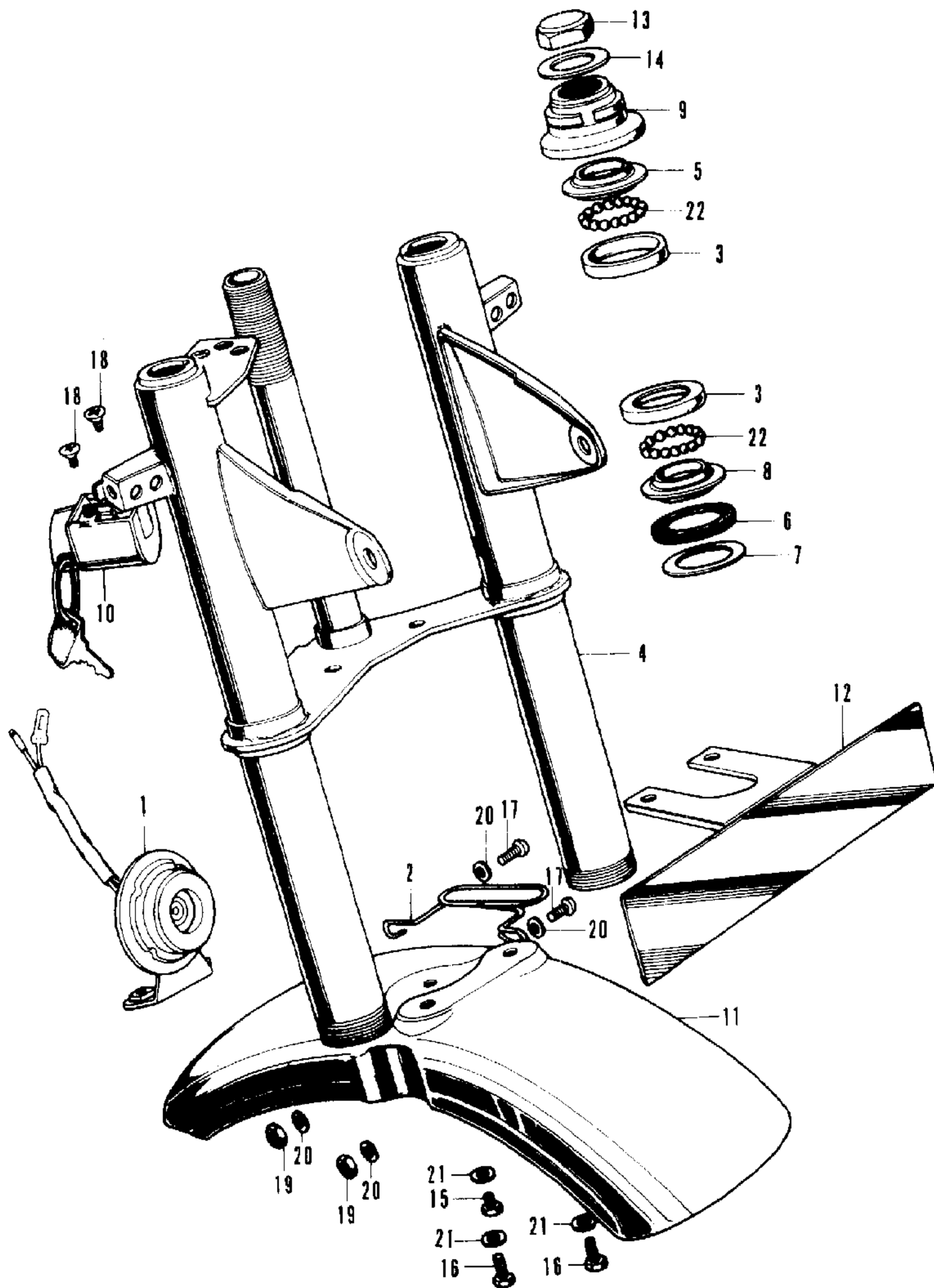


B098-42

F-2 Front fork • Front fender (B, DE and F)

Ref. No.	Part No.	Description	Reqd. No.				Serial No.	Area code
			ST 50	K3	ST 70	K3		
1	31403-071-000	RUBBER, REGULATOR CUSHION	2	2	2	2	B,DE,F	
2	38100-098-621	HORN ASSY. (MITSUBA)	1	1	1	1	B,DE,F	
3	38101-098-620	HORN COMP. 38100-098-621	1		1		B,DE,F	
4	38102-098-620	BRACKET, HORN	1	1	1	1	B,DE,F	
5	45465-098-670	CLIP, FR. BRAKE CABLE	1	1	1	1	B,DE,F	
6	50301-041-305	RACE, STEERING; TOP BALL	2	2	2	2	B,DE,F	
7	50317-254-000	PLUG, USELESS HOLE	3	3	3	3	B,DE,F	
8	51510-098-782CM	FORK COMP., FR.	1	1	1	1	B,DE,F	
	51510-098-782CN	FORK COMP., FR.	1	1	1	1	B,F DE	
	51510-098-782CQ	FORK COMP., FR.	1		1		B,F	
	51510-098-782LS	FORK COMP., FR.	1		1		B,DE,F	
	51510-098-782NL	FORK COMP., FR.	1				B,DE	
	51510-098-782WF	FORK COMP., FR. (WHITE DAX) (WHITE DAX) (WHITE DAX)	1 1		1		B DE F	
	51510-098-782ZA	FORK COMP., FR. *J-31*		1		1	B,DE,F	
	51510-098-782ZB	FORK COMP., FR. *YR-26*		1		1	B,DE,F	
	51510-098-782ZC	FORK COMP., FR. *NH-45*		1		1	B,DE,F	
9	53211-028-305	RACE, STEERING; TOP CONE	1	1	1	1	B,DE,F	
10	53214-001-010	DUST SEAL, STEERING HEAD	1	1	1	1	B,DE,F	
11	53215-001-000	WASHER, STEERING HEAD DUST SEAL	1	1	1	1	B,DE,F	
12	53217-030-305	RACE, STEERING; BOTTOM CONE	1	1	1	1	B,DE,F	
13	53220-098-670	THREAD COMP., STEERING HANDLE TOP	1	1	1	1	B,DE,F	
14	53600-001-020	LOCK COMP., STEERING HANDLE	1	1	1	1	B,DE,F	
15	61100-098-720XW	FENDER, FR.	1	1	1	1	B,DE,F	
16	61101-098-620XW	STAY, FR. FENDER	1	1	1	1	B,DE,F	
17	90304-011-000	NUT, STEERING STEM	1	1	1	1	B,DE,F	
18	90503-011-000	WASHER, STEERING STEM 90503-051-870	1		1		B,DE,F	
	90503-051-870	WASHER, STEERING STEM	1	1	1	1	B,DE,F	
19	90563-045-000	WASHER, NUMBER BRACKET MOUNT	2	2	2	2	B,DE,F	
20	92000-06020	BOLT, HEX., 6X20	4	4	4	4	B,DE,F	
21	93500-05010-0A	SCREW, PAN, 5X10	2	2	2	2	B,DE,F	
22	93500-06012-02	SCREW, PAN, 6X12	4	4	4	4	B,DE,F	
23	93600-06012	SCREW, FLAT, 6X12	2	2	2	2	B,DE,F	
24	94001-06000	NUT, HEX., 6MM	2	2	2	2	B,DE,F	
25	94101-05000	WASHER, PLAIN, 5MM	2	2	2	2	B,DE,F	
26	94101-06000	WASHER, PLAIN, 6MM	4	4	4	4	B,DE,F	
27	94111-06000	WASHER, SPRING, 6MM	2	2	2	2	B,DE,F	
28	96211-06000	BALL, STEEL, #6 (3/16)	42	42	42	42	B,DE,F	

F-2-1 Front fork • Front fender (E)

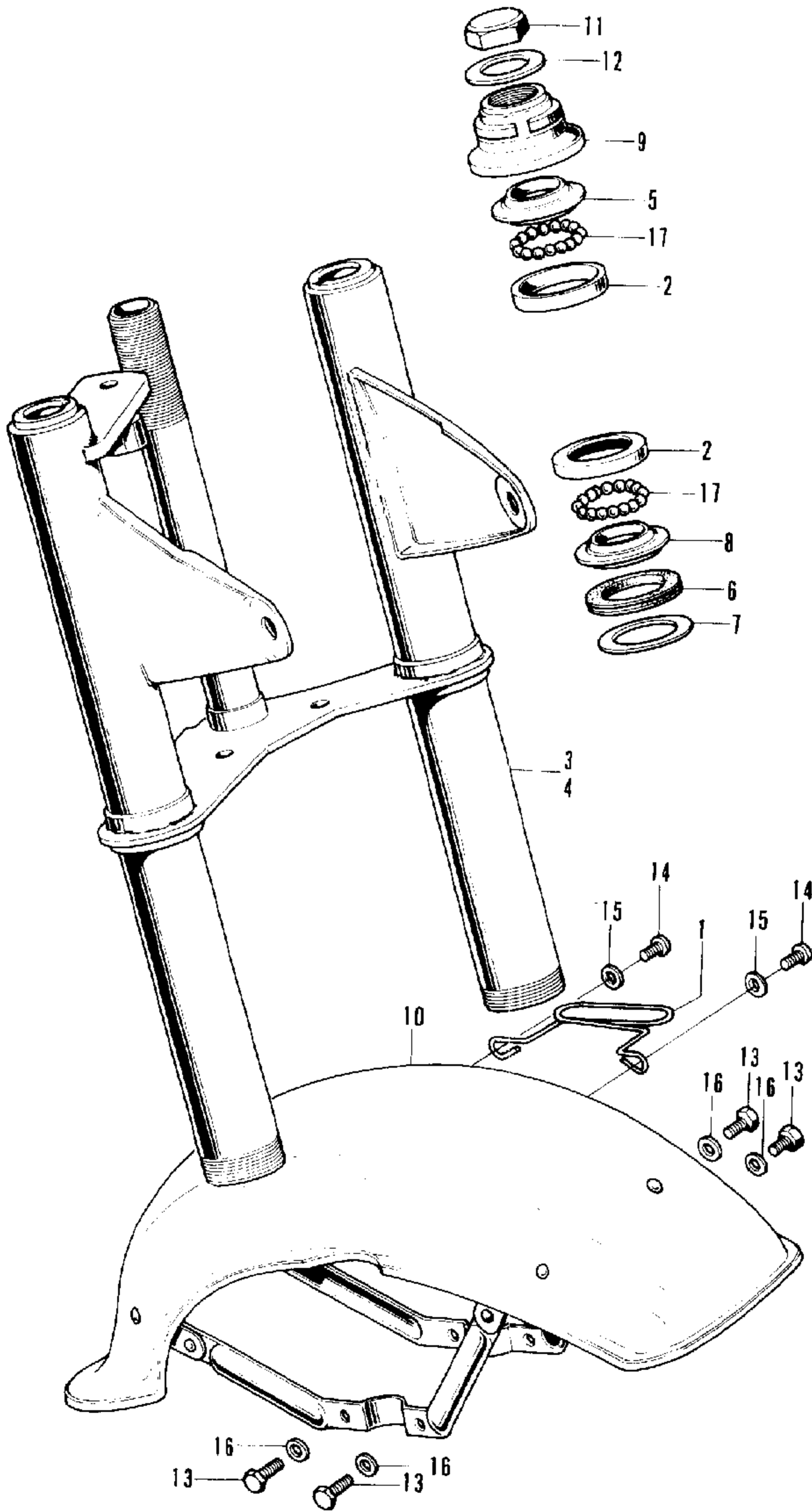


B098-17A

F-2-1 Front fork • Front fender (E)

Ref. No.	Part No.	Description	Reqd. No.				Serial No.	Area code
			ST 50	K3	ST 70	K3		
1	38100-098-671	HORN ASSY.	1		1		E	
	38100-124-721	HORN ASSY.			1	1	E	
2	45465-098-670	CLIP, FR. BRAKE CABLE	1		1	1	116828 E	
3	50301-041-305	RACE, STEERING TOP BALL	2		2	2	E	
4	51510-098-600CM	FORK COMP., FR.	1				E	
	51510-098-600CN	FORK COMP., FR.	1				E	
	51510-098-630CM	FORK COMP., FR.			1	1	E	
	51510-098-630CN	FORK COMP., FR.			1		142573 E	
	51510-098-630NL	FORK COMP., FR.			1		142574 E	
	51510-098-630WF	FORK COMP., FR. (WHITE DAX)			1		E	
	51510-098-630ZA	FORK COMP., FR. *J-31*				1	E	
	51510-098-630ZB	FORK COMP., FR. *YR-26*				1	E	
	51510-098-630ZC	FORK COMP., FR. *NH-45*				1	E	
5	53211-028-305	RACE, STEERING TOP CONE	1		1	1	E	
6	53214-001-010	DUST SEAL, STEERING HEAD	1		1	1	E	
7	53215-001-000	WASHER, STEERING HEAD DUST SEAL	1		1	1	E	
8	53217-030-305	RACE, STEERING BOTTOM CONE	1		1	1	E	
9	53220-098-670	THREAD COMP., STEERING HANDLE TOP	1		1	1	E	
10	53600-001-020	LOCK COMP., STEERING HANDLE	1		1	1	E	
11	61100-098-690AU	FENDER, FR. 61100-098-691AU	1				116827 E	
	61100-098-691AU	FENDER, FR.	1		1	1	116828 E	
12	84703-098-600B	PLATE, FR. NUMBER	1				151059 E	
13	90304-011-000	NUT, STEERING STEM	1		1	1	E	
14	90503-011-000	WASHER, STEERING STEM 90503-051-870	1		1		E	
	90503-051-870	WASHER, STEERING STEM	1		1	1	E	
15	92000-06008	BELT, HEX., 6X8			1	1	E	
16	92000-06012	BOLT, HEX., 6X12	2		2	2	E	
17	93500-05010-0A	SCREW, PAN, 5X10	1		1	1	116828 E	
18	93600-06012	SCREW, FLAT, 6X12	2		2	2	E	
19	94001-05000	NUT, HEX., 5MM	2		2	2	E	
20	94101-05000	WASHER, PLAIN, 5MM	4		4	4	E	
21	94101-06000	WASHER, PLAIN, 6MM	3		3	3	E	
22	96211-06000	BALL, STEEL, #6 (3/16)	42		42	42	E	

F-2-2 Front fork · Front fender (ED, G2, G and N)

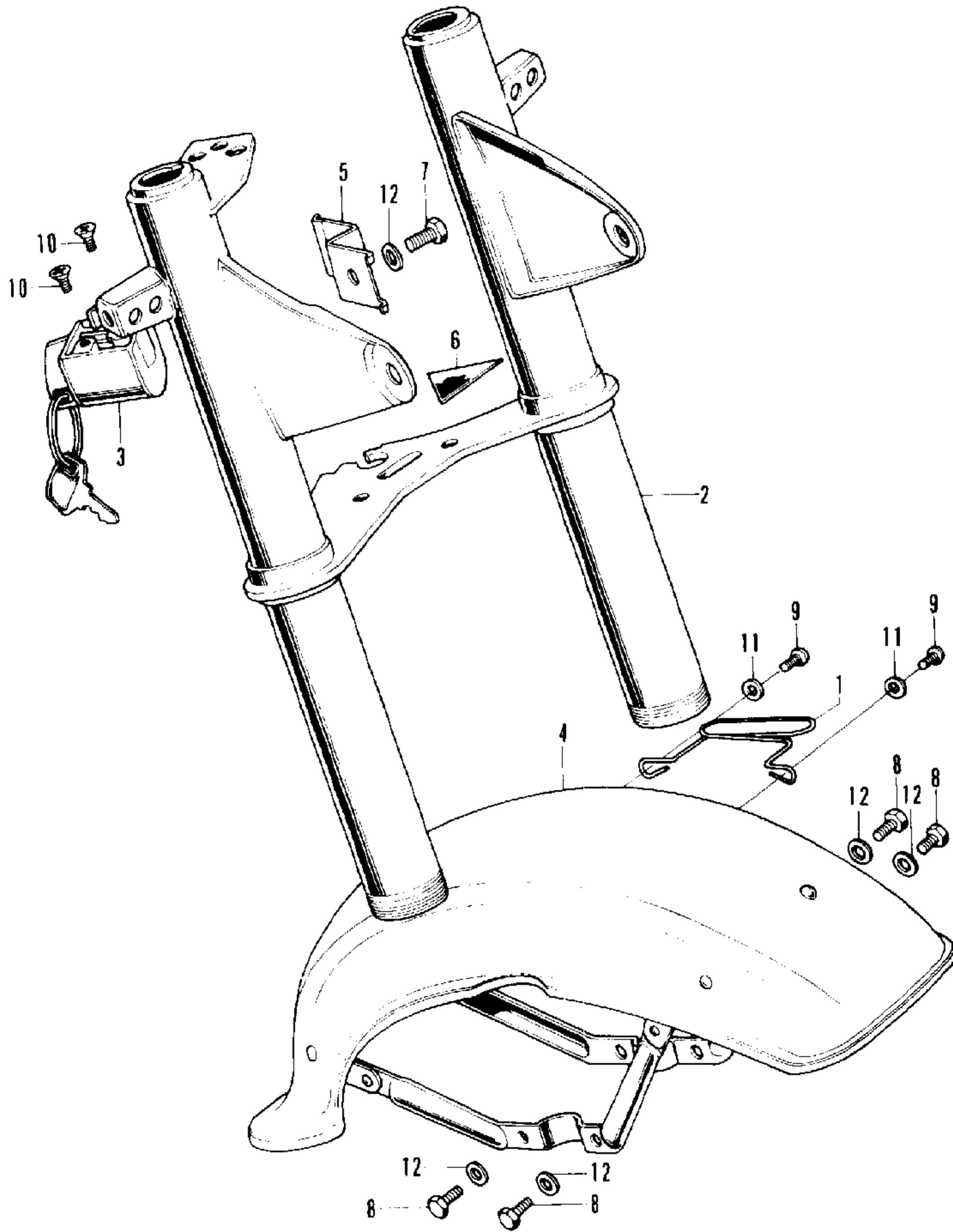


B098 -41

F-2-2 Front fork • Front fender (ED, G2, G and N)

Ref. No.	Part No.	Description	Reqd. No.				Serial No.	Area code
			ST 50	ST K3	ST 70	ST K3		
1	45465-098-670	CLIP, FR. BRAKE CABLE	1	1	1	1	ED, G2, G, N	
2	50301-041-305	RACE, STEERING; TOP BALL	2	2	2	2	ED, G2, G, N	
3	51510-098-6110M	FORK COMP., FR.			1	124796	;	
	51510-098-6110N	FORK COMP., FR.			1	124796	;	
	51510-098-6120M	FORK COMP., FR.	1	1	1	124797	ED, G2, G	
	51510-098-6120N	FORK COMP., FR.	1	1	1	124797	ED, G2, G, N	
	51510-098-6120Q	FORK COMP., FR.	1				ED, G2, G	
	51510-098-612LS	FORK COMP., FR.	1				ED, G2, G, N	
	51510-098-612NL	FORK COMP., FR.	1				ED, G2, G, N	
	51510-098-612WF	FORK COMP., FR. (WHITE OAX) (WHITE OAX)	1			3009224	ED N	
	51510-098-612ZA	FORK COMP., FR. *3-31*		1			;	
	51510-098-612ZB	FORK COMP., FR. *YR-26*		1			;	
	51510-098-612ZC	FORK COMP., FR. *NH-45*		1			;	
4	51510-098-940CM	FORK COMP., FR.			1	141824	G2	
	51510-098-940LS	FORK COMP., FR.			1	141824	G2	
	51510-098-940NL	FORK COMP., FR.			1	141824	G2	
	51510-098-940WF	FORK COMP., FR. (WHITE OAX)			1		G2	
	51510-098-940ZA	FORK COMP., FR. *3-31*			1		;	
	51510-098-940ZB	FORK COMP., FR. *YR-26*			1		;	
	51510-098-940ZC	FORK COMP., FR. *NH-45*			1		;	
	51510-098-940ZD	FORK COMP., FR. *PB-30*			1		;	
5	53211-028-305	RACE, STEERING; TOP CONE	1	1	1	1	ED, G2, G, N	
6	53214-001-010	DUST SEAL, STEERING HEAD	1	1	1	1	ED, G2, G, N	
7	53215-001-000	WASHER, STEERING HEAD DUST SEAL	1	1	1	1	ED, G2, G, N	
8	53217-030-305	RACE, STEERING; BOTTOM CONE	1	1	1	1	ED, G2, G, N	
9	53220-098-670	THREAD COMP., STEERING; HANDLE TOP	1	1	1	1	ED, G2, G, N	
10	61100-098-691AU	FENDER, FR.	1	1	1	1	ED, G2, G, N	
11	90304-011-000	NUT, STEERING; STEM	1	1	1	1	ED, G2, G, N	
12	90503-011-000	WASHER, STEERING; STEM 90503-051-870	1		1		ED, G2, G, N	
	90503-051-870	WASHER, STEERING; STEM	1	1	1	1	ED, G2, G, N	
13	92000-06012	BDLT, HEX., 6X12	4	4	4	4	ED, G2, G, N	
14	93500-05010-0A	SCREW, PAN, 5X10	2	2	2	2	ED, G2, G, N	
15	94101-05000	WASHER, PLAIN, 5MM	2	2	2	2	ED, G2, G, N	
16	94101-06000	WASHER, PLAIN, 6MM	4	4	4	4	ED, G2, G, N	
17	96211-06000	BALL, STEEL, #6 (3/16)	42	42	42	42	ED, G2, G, N	

F-2-3 Front fork • Front fender (D1 and U)

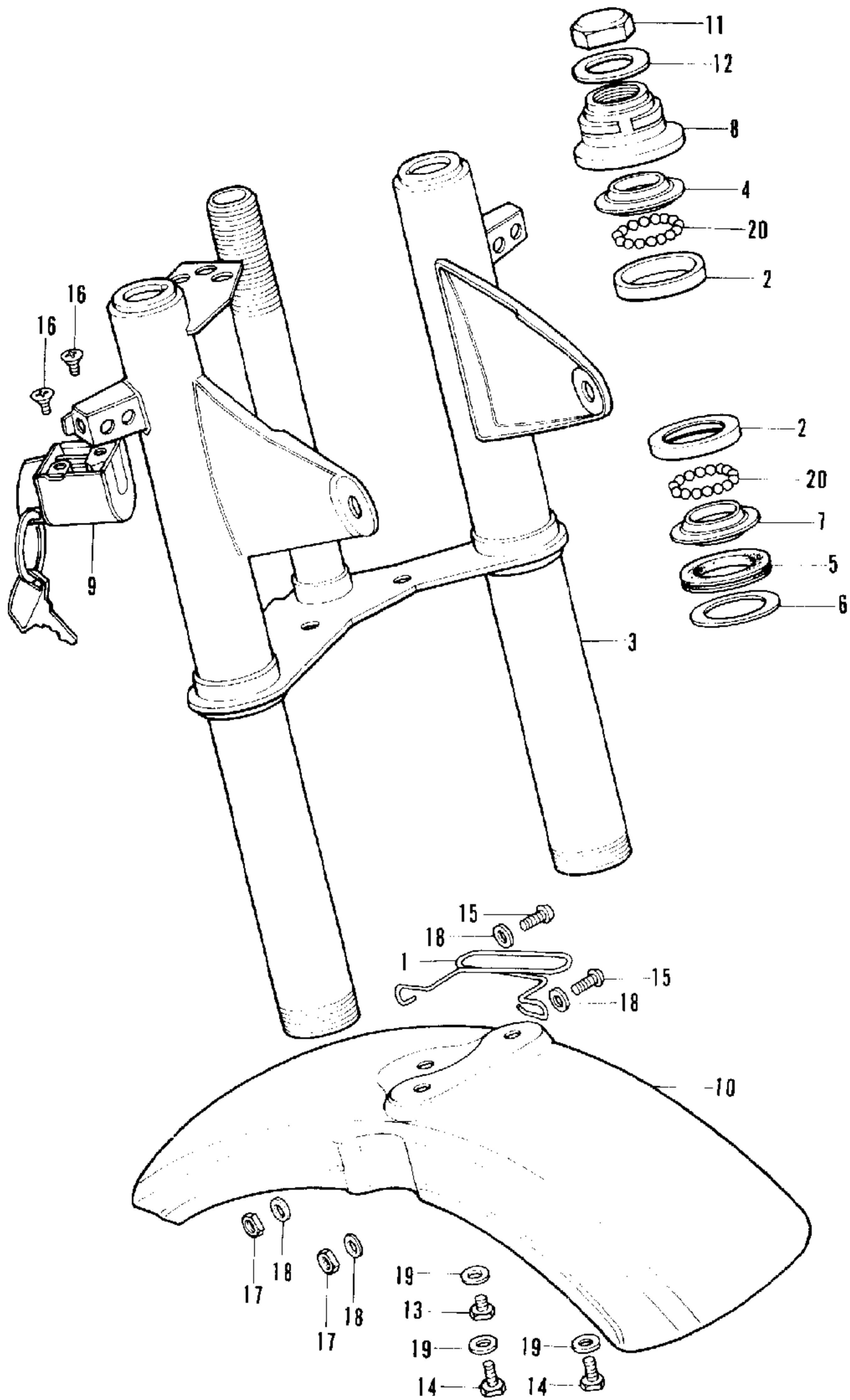


B098-16

F-2-3 Front fork • Front fender (D1 and U)

Ref. No.	Part No.	Description	Reqd. No.		Serial No.	Area code
			ST 50 K3	ST 70 K3		
1	45465-098-670	CLIP, FR. BRAKE CABLE	1		123092	D1,U
2	51510-098-681CM	FORK COMP., FR.	1			D1,U
	51510-098-681CN	FORK COMP., FR.	1		143253	U D1
	51510-098-681CQ	FORK COMP., FR.	1		143253	U D1
	51510-098-681LS	FORK COMP., FR.	1		143254	U D1
	51510-098-681NL	FORK COMP., FR.	1		143254	U D1
3	53600-001-C20	LOCK COMP., STEERING HANDLE	1			D1,U
4	61100-098-690AU	FENDER, FR.	1		123091	D1,U
	61100-098-691AU	FENDER, FR.	1		123092	D1,U
5	61306-098-000	CLAMPER, WIRE HARNESS	1			D1,U
6	87506-098-680	PLATE B, CAUTION	1		136157	D1,U
7	92000-06010	BOLT, HEX., 6X10	1			D1,U
8	92000-06012	BOLT, HEX., 6X12	4			D1,U
9	93500-05010-0A	SCREW, PAN, 5X10	2		123092	D1,U
10	93600-06012	SCREW, FLAT, 6X12	2			D1,U
11	94101-05000	WASHER, PLAIN, 5MM	2		123092	D1,U
12	94101-06000	WASHER, PLAIN, 6MM	5			D1,U

F-2-4 Front fork • Front fender (D2, D and SA)

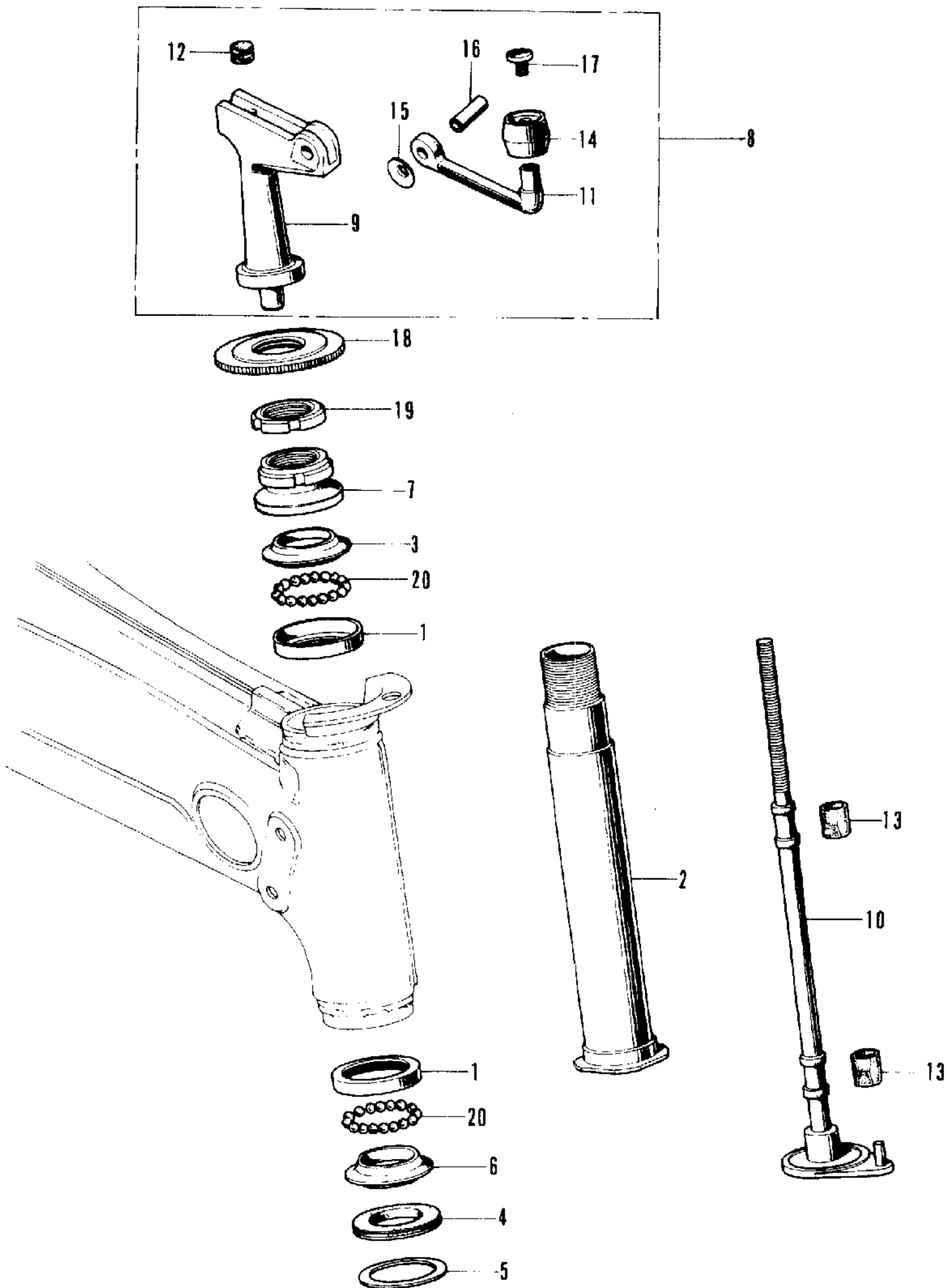


B098-107

F-2-4 Front fork • Front fender (D2, D and SA)

Ref. No.	Part No.	Description	Reqd. No.				Serial No.	Area code
			ST 50	K3	ST 70	K3		
1	45465-098-670	CLIP, FR. BRAKE CABLE	1	1			D2, D, SA	
2	50301-041-305	RACE, STEERING; TOP BALL	2	2			D2, D, SA	
3	51510-098-782CM	FORK COMP., FR.	1	1			D2, D, SA	
	51510-098-782CN	FORK COMP., FR.	1	1			D2, D, SA	
	51510-098-782CQ	FORK COMP., FR.	1				D2	
	51510-098-782LS	FORK COMP., FR.	1				D2	
	51510-098-782NL	FORK COMP., FR.	1				D2	
	51510-098-782WF	FORK COMP., FR. (WHITE OAX)	1			542081	D2	
	51510-098-782ZA	FORK COMP., FR. *J-31*		1			D, SA	
	51510-098-782ZB	FORK COMP., FR. *YR-26*		1			D, SA	
	51510-098-782ZC	FORK COMP., FR. *NH-45*		1			D, SA	
4	53211-028-305	RACE, STEERING; TOP CONE	1	1			D2, D, SA	
5	53214-001-010	DUST SEAL, STEERING; HEAD	1	1			D2, D, SA	
6	53215-001-000	WASHER, STEERING; HEAD DUST SEAL	1	1			D2, D, SA	
7	53217-030-305	RACE, STEERING; BOTTOM CONE	1	1			D2, D, SA	
8	53220-098-670	THREAD COMP., STEERING; HANDLE TOP	1	1			D2, D, SA	
9	53600-001-020	LOCK COMP., STEERING; HANDLE	1	1			D2, D, SA	
10	61100-098-671XM	FENDER, FR.	1	1			D2, D, SA	
11	90304-011-000	NUT, STEERING; STEM	1	1			D2, D, SA	
12	90503-011-000	WASHER, STEERING STEM 90503-051-870	1				D2	
	90503-051-870	WASHER, STEERING STEM	1	1			D2, D, SA	
13	92000-06008	BOLT, HEX., 6X8	1	1			D2, D, SA	
14	92000-06016	BOLT, HEX., 6X16	2	2			D2, D, SA	
15	93500-05010-UA	SCREW, PAN, 5X10	2	2			D2, D, SA	
16	93600-06012	SCREW, FLAT, 6X12	2	2			D2, D, SA	
17	94001-05000-US	NUT, HEX., 5MM	2	2			D2, D, SA	
18	94101-05000	WASHER, PLAIN, 5MM	4	4			D2, D, SA	
19	94101-06000	WASHER, PLAIN, 6MM	3	3			D2, D, SA	
20	96211-06000	BALL, STEEL, #6 (3/16)	42	42			D2, D, SA	

F-3 Head pipe knob (D1 and U)

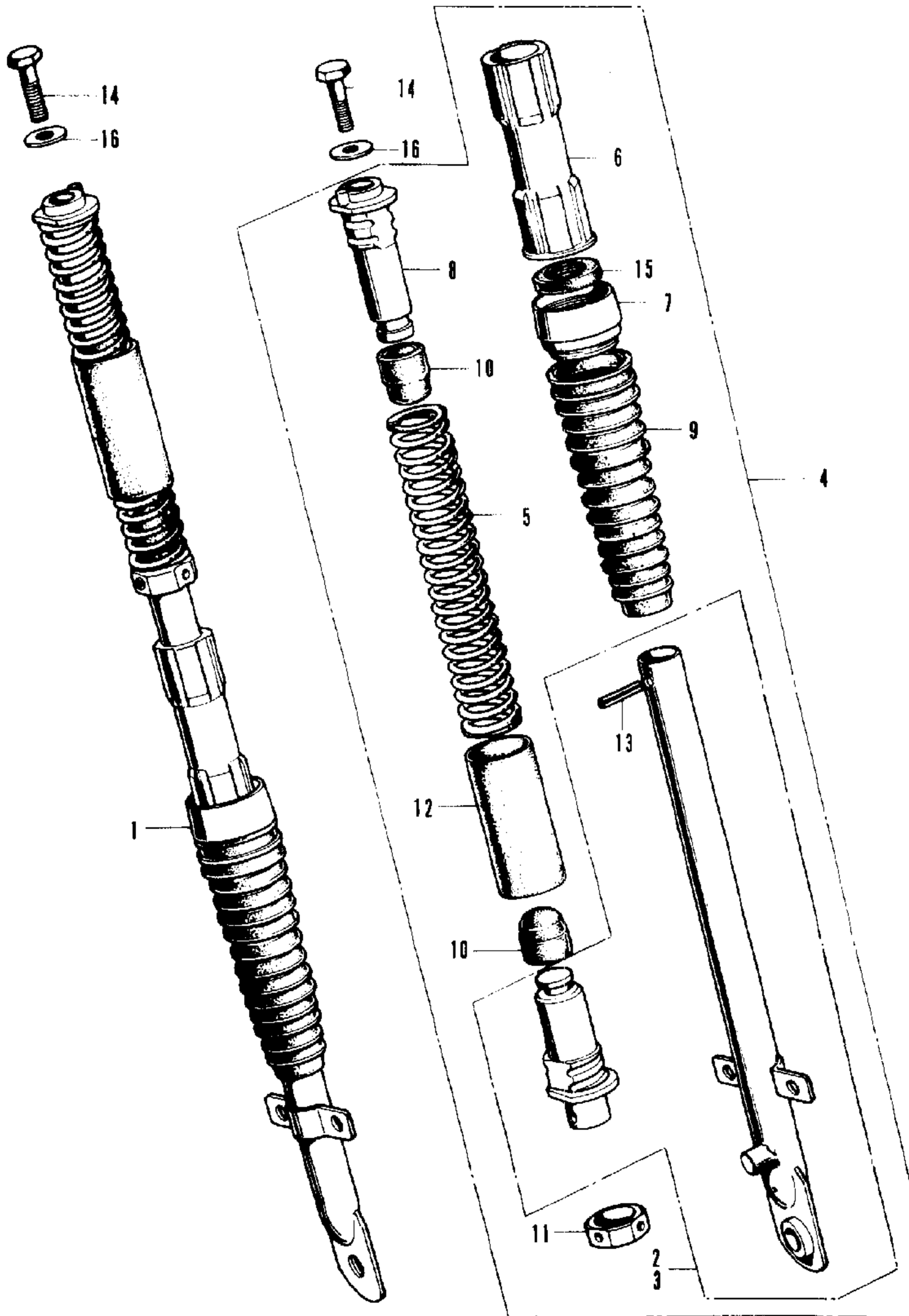


B098-18A

F-3 Head pipe knob (D1 and U)

Ref. No.	Part No.	Description	Reqd. No.		Serial No.	Area code
			ST 50 K3	ST 70 K3		
1	50301-041-305	RACE, STEERING TOP BALL		2		D1,U
2	53207-098-030	STEM, STEERING		1		D1,U
3	53211-028-305	RACE, STEERING TOP CONE		1		D1,U
4	53214-001-010	DUST SEAL, STEERING HEAD		1		D1,U
5	53215-001-000	WASHER, STEERING HEAD DUST SEAL		1		D1,U
6	53217-030-305	RACE, STEERING BOTTOM CONE		1		D1,U
7	53220-098-010	THREAD COMP., STEERING HEAD TOP		1		D1,U
8	53300-098-000	KNOB ASSY., HEAD PIPE		1		D1,U
9	53301-098-000	KNOB, HEAD PIPE		1		D1,U
10	53302-098-020	BOLT, HEAD PIPE		1		D1,U
11	53305-098-000	LEVER, HEAD PIPE KNOB		1		D1,U
12	53306-098-000	PLUG, HEAD PIPE KNOB		1		D1,U
13	53307-098-030	RUBBER, STEM FRICTION		2		D1,U
14	53312-098-000	ROLLER, KNOB LEVER		1		D1,U
15	53313-098-000	WASHER, KNOB LEVER FRICTION		1		D1,U
16	53314-098-000	PIN, SPRING		1		D1,U
17	90169-098-000	SCREW, KNOB LEVER		1		D1,U
18	90303-098-000	NUT, STEERING STEM		1		D1,U
19	90304-098-000	NUT, STEERING STEM LOCKING		1		D1,U
20	96211-06000	BALL, STEEL, #6 (3/16)		42		D1,U

F-4 Front cushion

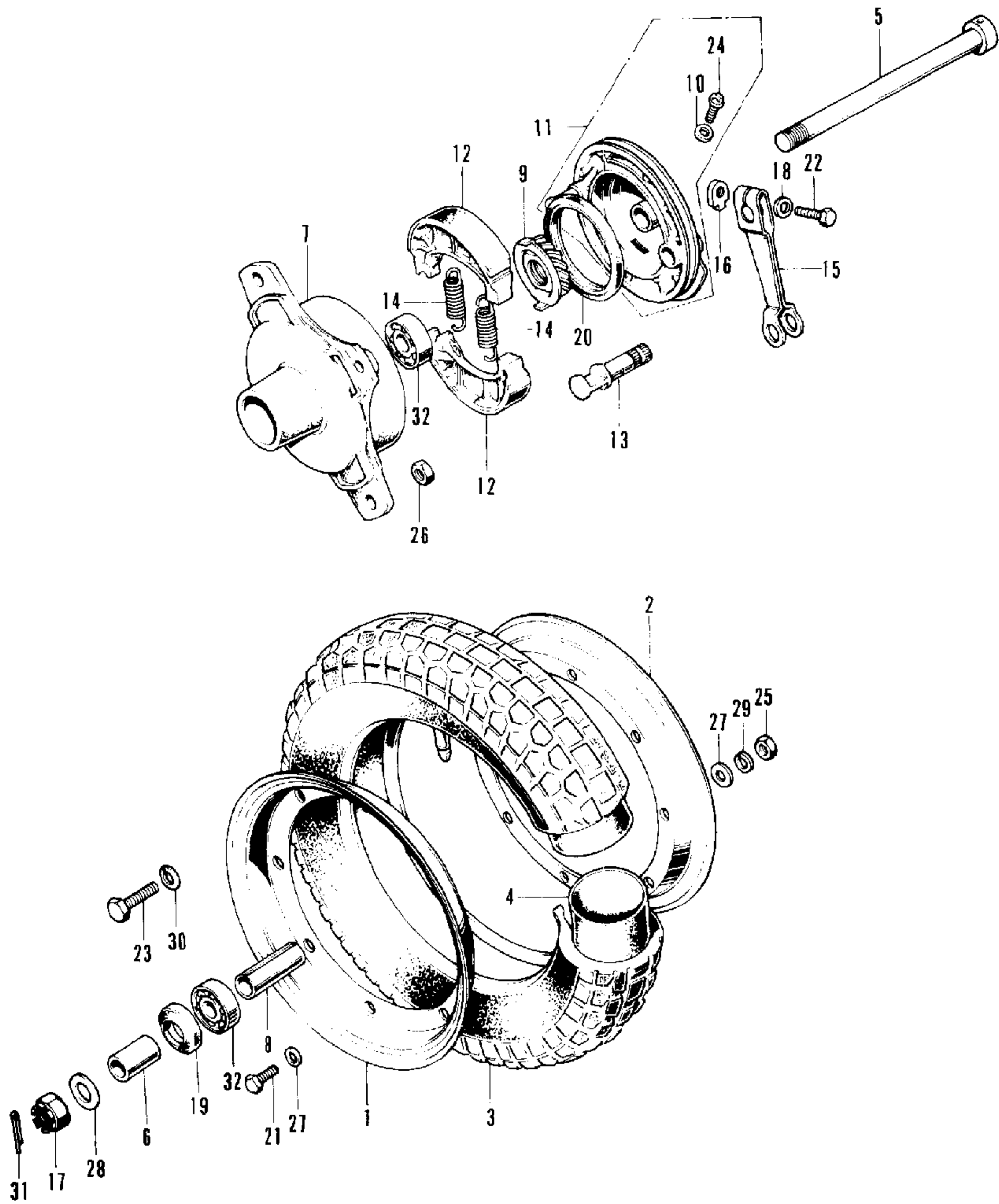


B093-19

F-4 Front cushion

Ref. No.	Part No.	Description	Reqd. No.				Serial No.	Area code
			ST 50	K3	ST 70	K3		
1	51400-098-030	CUSHION ASSY., R. FR.	1	1	1	1	D1, ED, 32, 3, N, U	
	51400-098-600	CUSHION ASSY., R. FR.	1				E	
	51400-098-630	CUSHION ASSY., R. FR.			1	1	E	
	51400-098-671	CUSHION ASSY., R. FR.	1	1	1	1	B, D2, D, DE, F, SA	
2	51450-098-000	PIPE COMP., R. FR. CUSHION SLIDE HALF	1	1	1	1	D1, E, ED, 32, 3, N, U	
	51450-098-670	PIPE COMP., R. FR. CUSHION SLIDE HALF	1	1	1	1	B, D2, D, DE, F, SA	
3	51460-098-000	PIPE COMP., L. SLIDE HALF	1	1	1	1	D1, E, ED, 32, 3, N, U	
	51460-098-670	PIPE COMP., L. SLIDE HALF	1	1	1	1	B, D2, D, DE, F, SA	
4	51500-098-030	CUSHION ASSY., L. FR.	1	1	1	1	D1, ED, 32, 3, N, U	
	51500-098-600	CUSHION ASSY., L. FR.	1				E	
	51500-098-630	CUSHION ASSY., L. FR.			1	1	E	
	51500-098-671	CUSHION ASSY., L. FR.	1	1	1	1	B, D2, D, DE, F, SA	
5	51501-064-651	SPRING, FR. CUSHION	2	2	2	2		
6	51502-045-670	GUIDE, FR. FORK PIPE	2	2	2	2		
7	51503-064-010	CAP, FORK PIPE GUIDE	2	2	2	2	B, D1, D2, D, DE, ED, F, 32, 3, N, SA, U	
	51503-098-000	CAP, FORK PIPE GUIDE			2	2	E	
8	51504-098-300	HOLDER, CUSHION SPRING UPPER	2	2	2	2		
9	51505-064-010B	BOOT, FR. FORK	2	2	2	2		
10	51506-064-C20	RUBBER, FR. CUSHION STOPPER	4	4	4	4	B, D1, D2, D, DE, ED, F, 32, 3, N, SA, U	
	51506-098-600	RUBBER, FR. CUSHION STOPPER	4				E	
	51506-098-630	RUBBER, FR. CUSHION STOPPER			4	4	E	
11	51507-098-000	PISTON, SLIDE PIPE	2	2	2	2		
12	51508-098-000	COVER, FR. CUSHION SPRING	2	2	2	2		
13	51526-098-000	PIN, SPRING	2	2	2	2		
14	90125-098-010	BOLT, HEX., 10X50	2	2	2	2	D1, ED, 32, 3, N, U	
	93000-10040-08	BOLT, HEX., 10X40	2	2	2	2	B, D2, D, DE, E, F, SA	
15	90755-064-013	OIL SEAL, 20.7X30X7	2	2	2	2		
16	94101-10000	WASHER, PLAIN, 10MM	2	2	2	2		

F-5 Front wheel



B098-20

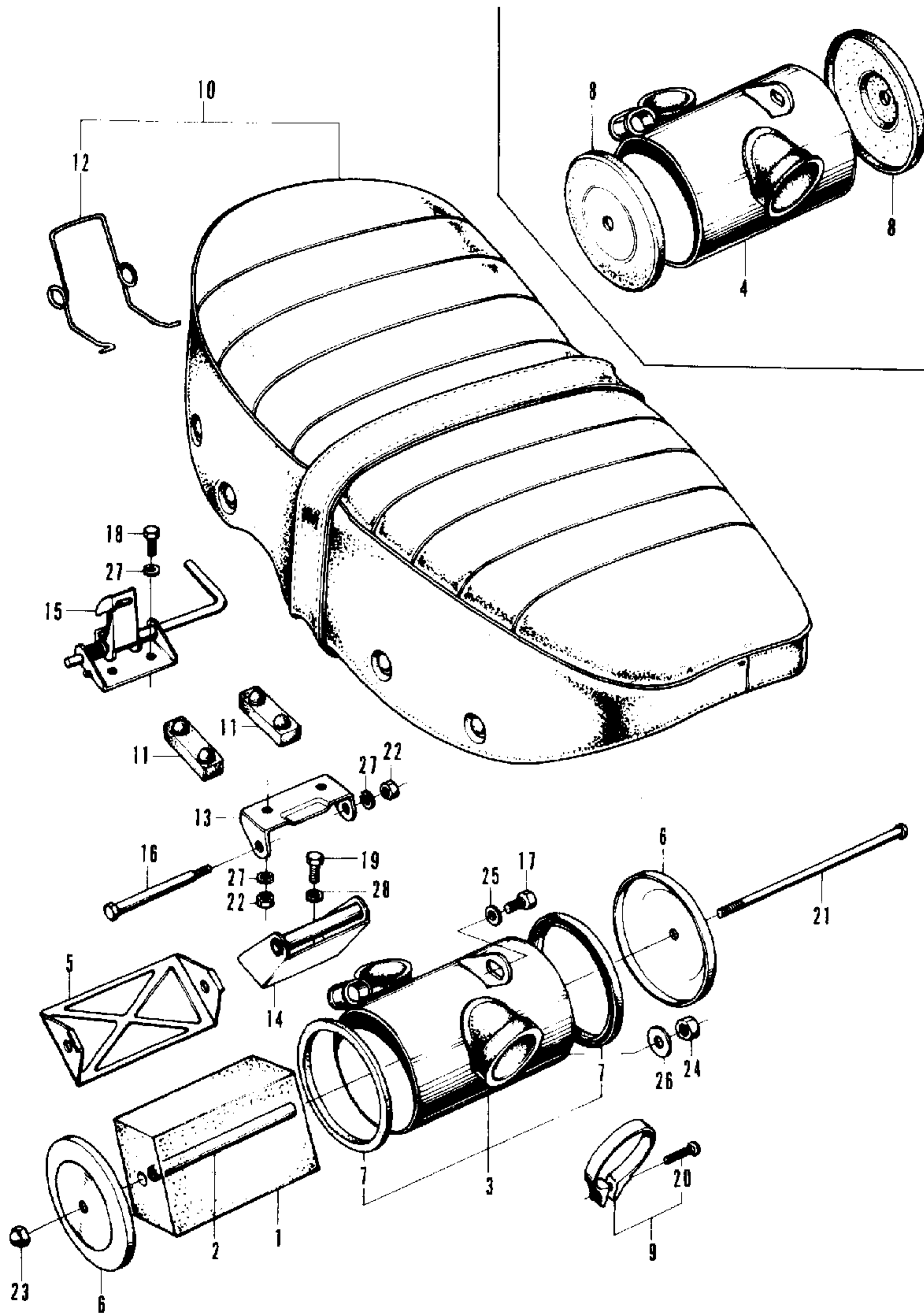
F-5 Front wheel

Ref. No.	Part No.	Description	Reqd. No.				Serial No.	Area code
			ST 50	ST 70	K3	K3		
1	42701-098-000AU	RIM, R. WHEEL	1	1	1		6148904 6112122	
	42701-098-853ZA	RIM, R. WHEEL *NH-35M* (YUNO)	1		1	6148905 6112123		
	42701-098-854ZA	RIM, R. WHEEL *NH-35M* (KANAI)	1		1	6148905 6112123		
2	42702-098-000AU	RIM, L. WHEEL	1	1	1		6148904 6112122	
	42702-098-853ZA	RIM, L. WHEEL *NH-35M* (YUNO)	1		1	6148905 6112123		
	42702-098-854ZA	RIM, L. WHEEL *NH-35M* (KANAI)	1		1	6148905 6112123		
3	42711-098-003	TIRE, FR. WHEEL (3.50-10 BS)	1	1	1	1		
	42711-098-006	TIRE, WHEEL (3.50-10)	1	1	1	1		
	42711-098-156	TIRE, WHEEL (3.50-10)	1	1	1	1		
4	42712-098-690	TUBE, WHEEL (3.50-10 NITTO)	1	1	1	1		
	42712-098-691	TUBE, WHEEL (3.50-10 BS)	1	1	1	1		
5	44301-045-010	AXLE, FR. WHEEL	1				135982 E, J 520112 B 133607 D1, G, U 529750 D2, F	
	44301-098-000	AXLE, FR. WHEEL	1				135983 E, J 520113 B 549359 DE 117218 ED, N 549359 D1, G, U	
	44301-098-010	AXLE, FR. WHEEL	1				133607 ED, N 529751 D1, G, U 570218 D2, F 152678 E, J2	
	44301-098-010	AXLE, FR. WHEEL	1				117219 G2 549360 B, DE	
				1		1	152679 E, J2 570219 D2, F	
6	44311-045-670	COLLAR, FR. WHEEL SIDE	1	1	1	1		
7	44600-098-000AU	HUB, FR. WHEEL	1		1		B, D1, D2, DE, E, ED, F, G, N, U	
	44600-098-010AU	HUB, FR. WHEEL	1	1	1	1		
8	44602-098-000	COLLAR, FR. AXLE DISTANCE	1	1	1	1		
9	44806-098-010	GEAR, SPEEDOMETER	1		1			
	44804-124-000	GEAR COMP., SPEEDOMETER	1	1	1	1		
10	44820-001-000	WASHER, GEAR BOX CAP SCREW	1	1	1	1		
11	45010-098-000	PANEL COMP., FR. BRAKE	1		1			
	45010-124-000	PANEL COMP., FR. BRAKE	1	1	1	1		

F-5 Front wheel

Ref. No.	Part No.	Description	Reqd. No.				Serial No.	Area code
			ST 50	ST K3	ST 70	ST K3		
12	45120-001-010	SHOE COMP., FR. BRAKE	2	2	2	6125172 6106182	D, E, F, G	
	45120-096-651	SHOE COMP., BRAKE (NIPPON)	2		2	6125173 6106183	D, E, F, G SA	
	45120-096-652	SHOE COMP., BRAKE (ASAHI)	2		2	6125173 6106183	D, E, F, G SA	
13	45131-030-000	CAM, FR. BRAKE	1	1	1			
14	45133-028-000	SPRING, BRAKE SHOE	2	2	2			
15	45410-098-000	ARM, FR. BRAKE	1	1	1			
16	45436-001-000	NUT, FR. BRAKE ARM SETTING	1	1	1			
17	90353-045-000	NUT, SELF LOCK, 12MM	1			135982 520112 133606 529750	E, G B D1, J, U D2, F	
	90306-098-000	NUT, AXLE	1			135983 520113	E, G B J, U D2, F	
			1					
			1					
			1					
				1		133607 529751	D1, J, U D2, F	
				1				
	90305-051-000	NUT, RR. AXLE	1			117219 549360	J, U B, DE	
				1				
				1		152679 570219	E, G D2, F	
18	90525-001-000	WASHER, RR. BRAKE ARM	1	1	1			
19	90755-229-000	OIL SEAL, 21X35X7	1	1	1			
20	91251-030-000	OIL SEAL, 47X58X7	1	1	1			
21	92000-06012	BOLT, HEX., 6X12	4	4	4			
22	92000-06025	BOLT, HEX., 6X25	1	1	1			
23	92000-08025-0A	BOLT, HEX., 8X25	4	4	4			
24	93500-06005	SCREW, PAN, 6X5	1	1	1			
25	94001-06000	NUT, HEX., 6MM	4	4	4			
26	94001-08000-0S	NUT, HEX., 8MM	4	4	4			
27	94101-06000	WASHER, PLAIN, 6MM	8	8	8			
28	94101-12000	WASHER, PLAIN, 12MM	1	1	1			
29	94111-06000	WASHER, SPRING, 6MM	4	4	4			
30	94111-08000	WASHER, SPRING, 8MM	4	4	4			
31	94201-30250	PIN, SPLIT, 3.0X25	1	1	1			
32	96140-63010	BEARING, RADIAL BALL, 63010	2			106949 546507	J, U B, DE D1, ED, G, N, U E	
					2			
					2	148799 563166	E, G D2, F	
	96140-63010-10	BEARING, RADIAL BALL, 63010	2			106950 546508	J, U B, DE	
				2				
				2		148800 563167	E, G D2, F	

F-6 Seat - Air cleaner



B098-21A

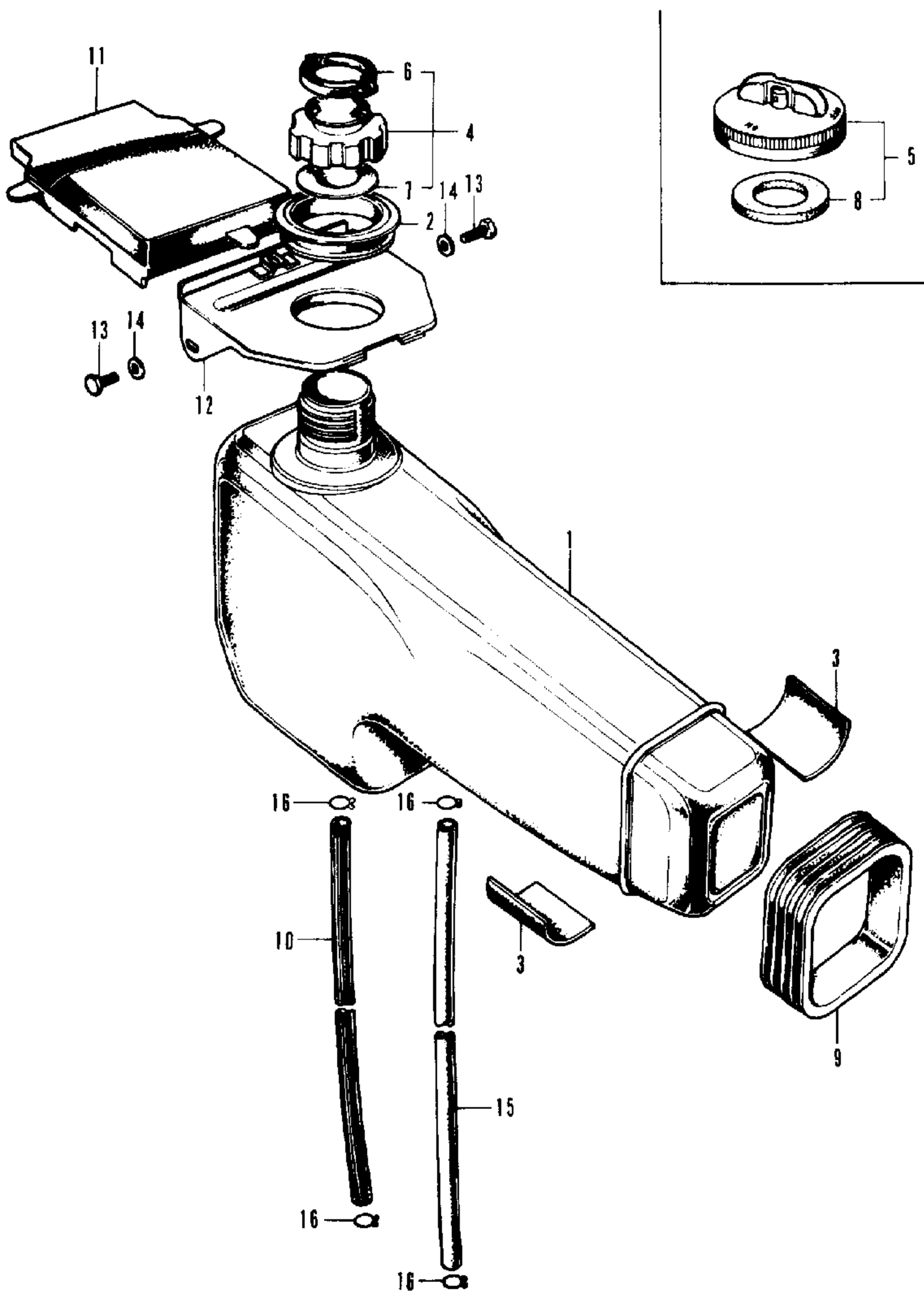
F-6 Seat - Air cleaner

Ref. No.	Part No.	Description	Reqd. No.				Serial No.	Area code
			SF 50	K3	ST 70	K3		
1	17211-098-670	ELEMENT, AIR CLEANER	1	1	1		B,DE,E,ED D1,L D2 F	
	17211-098-771	ELEMENT, AIR CLEANER	1	1	1	136544 543356	;2,N D1,U D2 D,E,SA	
2	17212-098-000	PIPE, AIR CLEANER INNER	1	1	1			
3	17221-098-010B	CASE, AIR CLEANER	1	1			B,DE,E,ED D1 D2 F,U	
4	17221-098-911B	CASE, AIR CLEANER	1		1	136544 543356	N D1 D2 D,E,SA	
	17221-126-000B	CASE, AIR CLEANER	1		1		106949 ;2 149269 ;2	
	17221-126-010B	CASE, AIR CLEANER	1	1	1	106950 149270	;2 ;2	
5	17222-098-771	PLATE, AIR CLEANER ELEMENT SETTING	1	1	1	136544 543356	;2,N D1 D2 D,E,SA	
6	17231-045-030	COVER, AIR CLEANER CASE	2	2	2			
7	17252-045-300	GASKET, AIR CLEANER CASE	2	2	2		B,DE,E,ED D1 D2 F,U	
8	17252-098-771	GASKET, AIR CLEANER CASE	2	2	2	136544 543356	;2,N D1 D2 D,E,SA	
9	17255-098-000	BAND, AIR CLEANER CONNECTING	1	1	1			
10	77200-098-010A	SEAT ASSY.	1		1	141824	B,D1,D2,DE,E,F,;U ;2 ;2	
	77200-098-710CB	SEAT ASSY. (WHITE DAX)	1			148111	ED	
		(WHITE DAX)	1			542081	N D2 E,;2	
		(WHITE DAX)			1			
	77200-098-920A	SEAT ASSY.	1				ED,N	
	77200-126-920	SEAT COMP., DOUBLE		1	1			
11	77205-286-000	RUBBER B, SEAT SETTING	2	2	2			
12	77207-098-310	SPRING, TUDL SET	1	1	1			

F-6 Seat • Air cleaner

Ref. No.	Part No.	Description	Reqd. No.				Serial No.	Area code
			ST 50	ST 70	K3	K3		
13	77210-098-000B	BRACKET A, SEAT	1				148000 ED, J 537500 B	
				1			139150 D1, U 139210 E 545000 D2, F	
	77210-126-000B	BRACKET A, SEAT	1			148001 537501	ED, J, N B DE, J2 B, D, E, F, G, SA	
				1	1		D1, U E D2, F	
14	77211-098-000B	BRACKET B, SEAT	1	1	1	1		
15	77230-098-000	CATCH COMP., SEAT	1				102470 J2 148534 ED, N 543301 B, DE	
				1			E D1, E, J2, U D2, F	
	77230-098-680	CATCH COMP., SEAT	1			102471 148535 543302	J2 ED, N B, DE	
				1	1		D1, E, J2, U D2, F	
16	90101-001-010	PIN, SEAT HINGE	1	1	1	1		
17	92000-06010	BOLT, HEX., 6X10	1	1	1	1		
18	92000-06016	BOLT, HEX., 6X16	2	2	2	2		
19	92000-08016-0A	BOLT, HEX., 8X16	2	2	2	2		
20	93500-04025-0A	SCREW, PAN, 4X25	1	1	1	1		
21	93500-06135-02	SCREW, PAN, 6X135	1	1	1	1		
22	94001-06000	NUT, HEX., 6MM	3	3	3	3		
23	94022-06020	NUT, CAP, 6MM	1	1	1	1		
24	94030-08000	NUT, HEX., 8MM	1	1	1	1		
25	94101-06000	WASHER, PLAIN, 6MM	1	1	1	1		
26	94101-08000	WASHER, PLAIN, 8MM	1	1	1	1		
27	94111-06000	WASHER, SPRING, 6MM	5	5	5	5		
28	94111-08000	WASHER, SPRING, 8MM	2	2	2	2		

F-7 Fuel tank



B098-22A

F-7 Fuel tank

Ref. No.	Part No.	Description	Reqd. No.				Serial No.	Area code
			ST 50	ST 70	K3	K3		
1	17500-098-010B	TANK COMP., FUEL	1				148060	ED, G
			1				537500	B
				1			139000	D1, E, U
				1	1		549000	D2, F 32, G
	17500-098-020B	TANK COMP., FUEL	1				148061	ED, G
			1				537501	B
				1				DE, 32, N
				1	1			B, D, E, F, SA
				1			139001	D1, E, U
				1			549001	D2, F
2	17512-098-000	GASKET, FUEL FILLER NECK	1				148060	ED, G
			1				537500	B
				1			139000	D1, E, U
				1	1		549000	D2, F 32, G
	17512-086-010	GASKET, FUEL FILLER NECK	1				148061	ED, G
			1				537501	B
				1				DE, 32, N
				1	1			B, D, E, F, SA
				1			139001	D1, E, U
				1			549001	D2, F
3	17611-098-300	PAD, FUEL TANK	2				148060	ED, G
			2				537500	B
				2			139000	D1, E, U
				2	2		549000	D2, F 32, G
	17611-098-310	PAD, FUEL TANK	2				148061	ED, G
			2				537501	B
				2				DE, 32, N
				2	2			B, D, E, F, SA
				2			139001	D1, E, U
				2			549001	D2, F
4	17620-098-010	CAP, FUEL FILLER	1				148060	ED, G
			1				537500	B
				1			139000	D1, E, U
				1	1		549000	D2, F 32, G
5	17620-098-690	CAP, FUEL FILLER	1				148061	ED, G
			1				537501	B
				1				DE, 32, N
				1	1			B, D, E, F, SA
				1			139001	D1, E, U
				1			549001	D2, F
6	17623-098-010	RUBBER, AIR BREATHER	1				148060	ED, G
			1				537500	B
				1			139000	D1, E, U
				1	1		549000	D2, F 32, G
7	17624-098-010	GASKET, FUEL FILLER CAP	1	1	1	1	148060	ED, G
			1					
				1			139000	E
				1			152128	32
				1				;

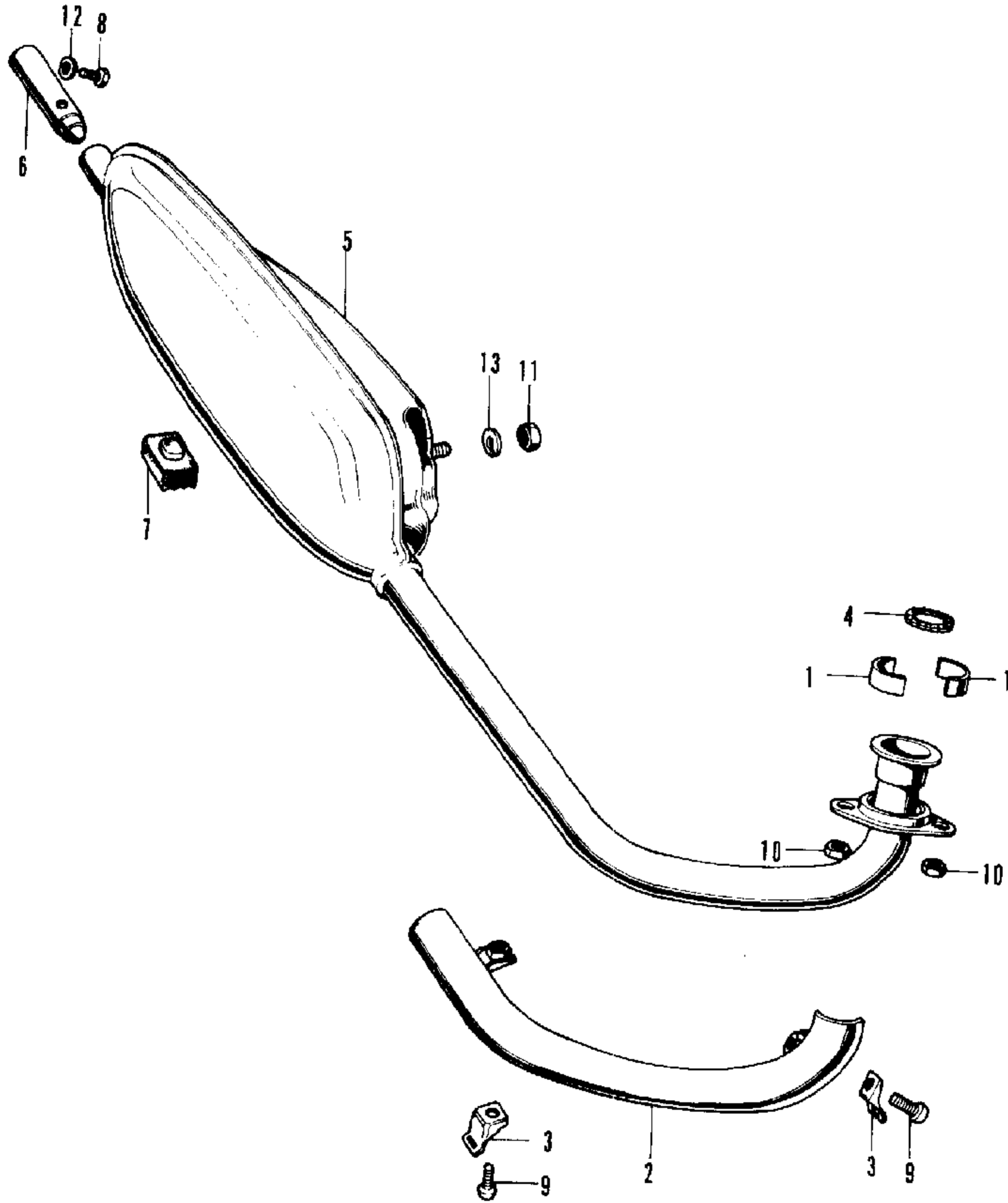
F-7 Fuel tank

Ref. No.	Part No.	Description	Reqd. No.				Serial No.	Area code
			ST 50	ST 70	K3	K3		
8	17631-001-000	GASKET, FUEL FILLER CAP	1				148061	ED, ;
			1				537501	B
				1			113668	;2
				1			DE, N	
				1			139001	E
				1			152128	D1, U
				1			549001	D2, F
	17631-098-860	PACKING, FUEL FILLER CAP	1				113669	;2
			1				549061	B
				1	1		152129	E, ;2
				1			569619	D2, F
9	17670-098-000	BAND, FUEL TANK SETTING	1				148060	ED, ;
			1				537500	B
				1			E	
				1			139000	D1, E, U
				1	1		549000	D2, F
				1			;2, ;	
	17670-098-010	BAND, FUEL TANK SETTING	1				148061	ED, ;
			1				537501	B
				1			DE, ;2, N	
				1	1		B, D, E, F, SA	
				1			;1, E, U	
				1			549001	D2, F
10	17681-098-000	TUBE, FUEL RESERVE	1				138492	E, ;
			1				522712	B
				1			134555	D1, ;, U
				1			531600	D2, F
	17681-098-010	TUBE, FUEL RESERVE	1				138493	E, ;
			1				522713	B
				1	1		DE, ED, F, N	
				1	1		;2	
				1	1		B, D, E, SA	
				1	1		;1, ;, U	
				1			531601	D2, F
11	50661-098-0108	LID, FRAME BODY	1	1	1	1		B, D1, D2, D, DE, E, ED, F, N, SA, U
			1	1	1		;2	
				1			;3	
	50661-098-9408	LID, FRAME BODY			1		;2	
					1		;3	
12	50665-098-0208	LID, FUEL TANK	1				148060	ED, ;
			1				537500	B
				1			E	
				1			139000	D1, E, U
				1	1		549000	D2, F
				1			;2, G	
	50665-098-0308	LID, FUEL TANK	1				148061	ED, ;
			1				537501	B
				1			DE, ;2, N	
				1	1		B, D, E, F, SA	
				1			;1, E, U	
				1			549001	D2, F
13	92000-06010	BOLT, HEX., 6X10	2	2	2	2		
14	94101-06000	WASHER, PLAIN, 6MM	2	2	2	2		

F-7 Fuel tank

Ref. No.	Part No.	Description	Reqd No.				Serial No.	Area code
			ST 50	ST 70	K3	K3		
15	95001-50350	TUBE, FUEL, 5.3X350 95001-50350-90	1				138492	E, J
			1				522712	B
				1			134555	D1, G, U
							531600	D2, F
	95001-55310-40	TUBE, FUEL, 5.3X310	1				138493	J
			1				138493	B
			1				522713	8
				1			134556	ED
				1			134556	D1, U
				1			531601	D2, F
	95001-55350-40	TUBE, FUEL, 5.3X350	1				144198	ED, J
			1				532343	B
				1			136544	D1, U
				1			543356	D2, F
					1			549000
					1			J
95001-55330-40	TUBE, FUEL, 5.3X330	1				148061	ED, J	
		1				537501	B	
			1				DE, G2, N	
			1				B, D, E, F, SA	
				1		139001	D1, E, U	
				1		549001	D2, F	
16	95002-50000	CLIP C9, TUBE	4				138492	E, J
			4				537500	B
				4			134555	J
			4		139000	D1, U		
			4		549000	D2, F		
	95002-02100	CLIP B10, TUBE	4				138493	E, J
4						537501	B	
			4	4			DE, ED, F, N	
			4	4			G2	
			4	4			B, D, E, SA	
				4		134556	J	
		4		139001	D1, U			
		4		549001	D2, F			

F-8 Exhaust muffler (Down-swept)

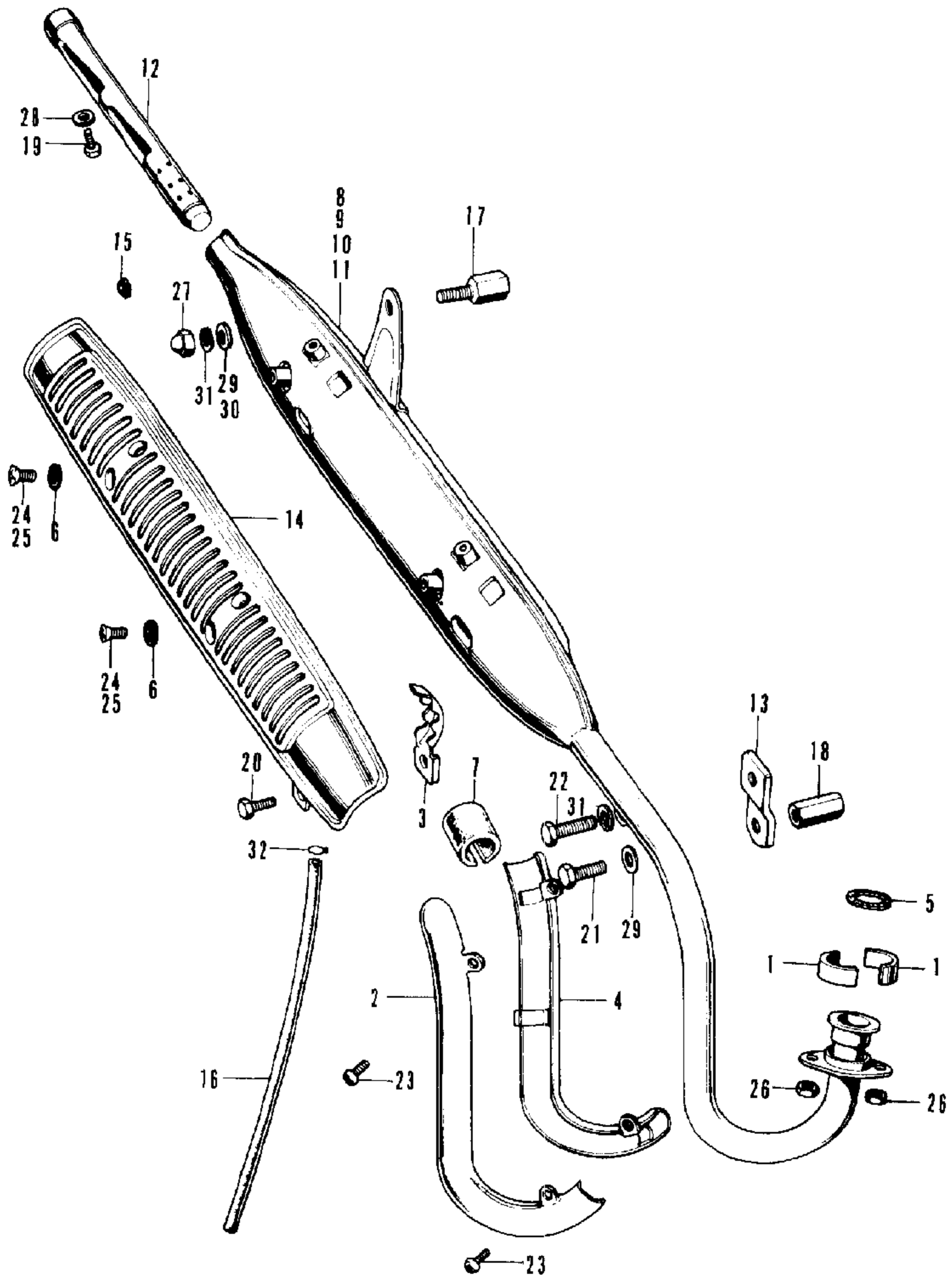


B098-23

F-8 Exhaust muffler (Down-swept)

Ref. No.	Part No.	Description	Reqd. No.		Serial No.	Area code
			ST 50	ST 70		
1	18233-051-000	COLLAR, EX. PIPE JOINT	2	2	139000	E D1, 3, U
2	18271-098-000	COVER, EX. PIPE	1	1	139000	E D1, 3, U
3	18272-220-000	BAND B, EX. COVER SETTING	2	2	139000	E D1, 3, U
4	18291-001-010	GASKET, EX. PIPE	1	1	139000	E D1, 5, U
5	18300-098-020	MUFFLER COMP., EX. 18300-098-690	1	1	139000	E D1, U
	18300-098-610	MUFFLER COMP., EX.		1		;
	18300-098-690	MUFFLER COMP., EX.	1	1	139000	E D1, U
6	18311-098-000	PIPE, EX. DIFFUSER	1	1	139000	E D1, 6, U
7	50524-001-000	RUBBER, MAIN STAND STOPPER 95011-61000	1	1	139000	E D1, 6, U
	95011-61000	RUBBER A, STAND STOPPER	1	1	139000	E D1, 3, U
8	92000-05008-4J	BOLT, HEX., 5X8	1	1	139000	E D1, 6, U
9	93500-05012-0A	SCREW, PAN, 5X12	2	2	139000	E D1, 5, U
10	94001-06000	NUT, HEX., 6MM	2	2	139000	E D1, 5, U
11	94001-08000-0S	NUT, HEX., 8MM	1	1	139000	E D1, 3, U
12	94101-05000	WASHER, PLAIN, 5MM	1	1	139000	E D1, 3, U
13	94111-08000	WASHER, SPRING, 8MM	1	1	139000	E D1, 3, U

F-8-1 Exhaust muffler (Up-swept)



B098-24

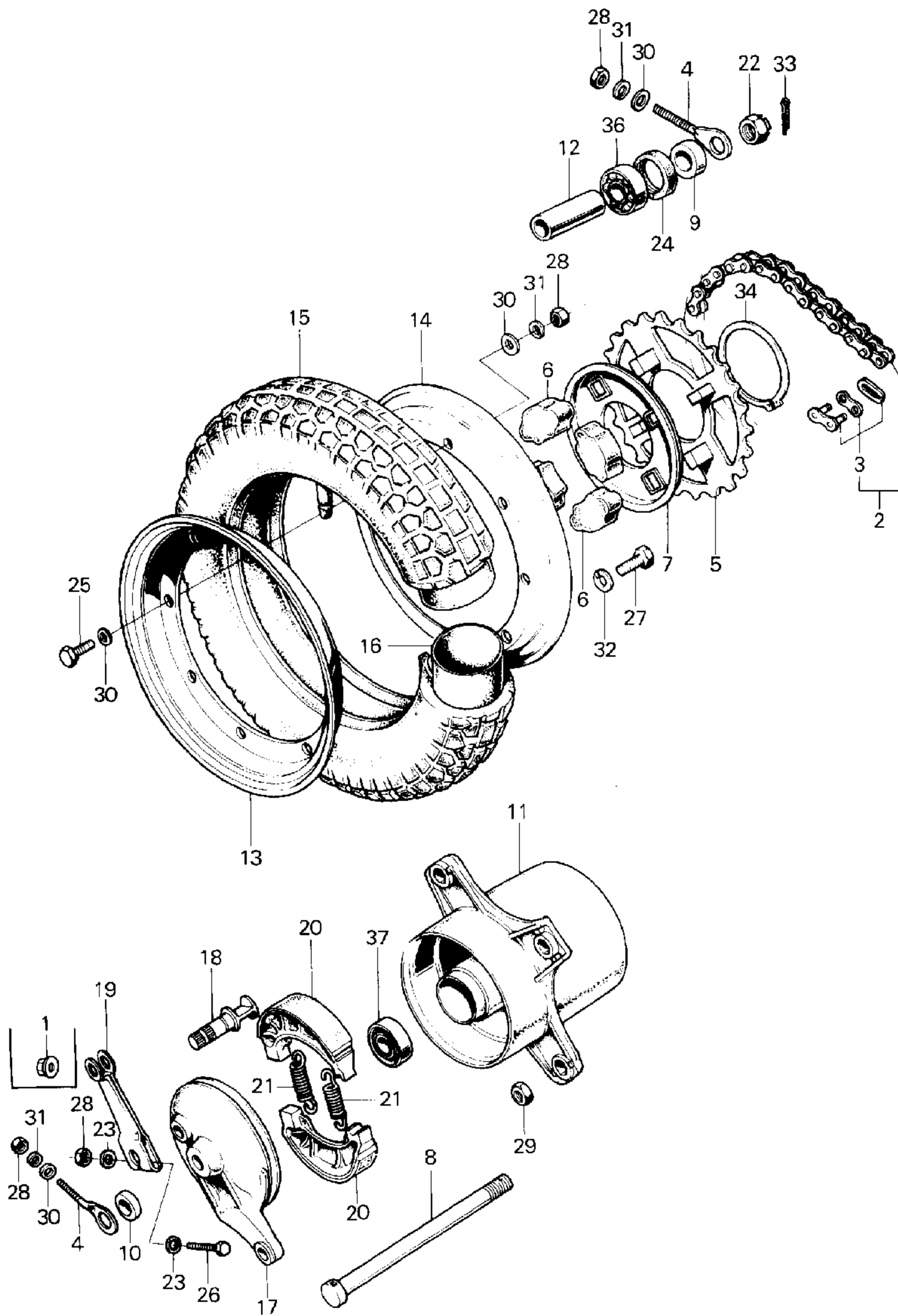
F-8-1 Exhaust muffler (Up-swept)

Ref. No.	Part No.	Description	Reqd. No.				Serial No.	Area code
			ST 50	K3	ST 70	K3		
1	18233-051-000	COLLAR, EX. PIPE JOINT	2 2				148128 ED, ; 539851 B N D, F, ;, SA	
				2	2		549787 D2, F	
2	18271-098-671	COVER, EX. PIPE	1 1 1				106349 ;2 539851 B 546237 ED	
					1		148519 ;2 561566 D2, F	
	18271-098-672	COVER, EX. PIPE	1 1			106350 ;2 546238 ED 148520 ;2 561567 D2, F 539852 B		
			1	1	1		DE, N B, D, E, F, ;, SA	
						139001	E	
3	18281-011-000	BAND, PROTECTOR SETTING	1 1	1 1	1 1		B, D2, D, DE, ED, F, ;2, N, SA	
					1	139001	;2 E	
4	18281-098-670	COVER B, EX. PIPE	1 1 1				106349 ;2 539851 B 546237 ED	
					1		148519 ;2 561566 D2, F	
	18281-098-671	COVER B, EX. PIPE	1 1			106350 ;2 546238 ED 148520 ;2 561567 D2, F 539852 B		
			1	1	1		O, F, SA DE, N B, E, ;	
						139001	E	
5	18291-001-010	GASKET, EX. PIPE	1 1	1 1	1 1		B, D2, D, DE, ED, F, ;2, N, SA	
					1	139001	;2 E	
6	18292-254-000	GASKET, PROTECTOR	4 4	4 4	4 4		B, D2, D, DE, ED, F, ;2, N, SA	
				4	4	139001	;2 E	
7	18293-076-000	PACKING, PROTECTOR BAND	1 1	1 1	1 1		B, D2, D, DE, ED, F, ;2, N, SA	
					1	139001	;2 E	
8	18300-098-620	MUFFLER COMP., EX. 18300-098-621	1 1 1				539851 B ED, F ;	
	18300-098-621	MUFFLER COMP., EX.	1 1 1				B DE, ED, F ;	
9	18300-098-700	MUFFLER COMP., EX. 18300-098-710			1		543355 D2	
	18300-098-711	MUFFLER COMP., EX.			1	543356	553406 D2	
	18300-098-712	MUFFLER COMP., EX.			1	553407	D2	
10	18300-098-712	MUFFLER COMP., EX.	1 1				;2, N E	

F-8-1 Exhaust muffler (Up-swept)

Ref. No.	Part No.	Description	Reqd. No.				Serial No.	Area code
			ST 50	K3	ST 70	K3		
11	18300-126-600	MUFFLER COMP., EX.			1	1		D, E, ;, SA
	18300-126-620	MUFFLER COMP., EX.			1	1		B, DE, F
12	18311-076-000	PIPE, EX. DIFFUSER	1	1	1	1		B, DE, ED, F
			1			1	543355	D2
13	18321-098-671	STAY, MUFFLER FR.	1	1	1	1		B, D2, D, DE, ED, F, ;2, N, SA
			1			1	139001	E
14	18361-098-672	PROTECTOR, MUFFLER	1	1	1	1		B, D2, D, DE, ED, F, ;2, N, SA
			1			1	139001	E
15	18362-098-670	RUBBER, MUFFLER PROTECTOR	1	1	1	1		B, D2, D, DE, ED, F, ;2, N, SA
			1			1	139001	E
16	18381-011-010	PIPE, MUFFLER DRAIN	1	1	1	1		B, D2, D, DE, ED, F, ;2, N, SA
			1			1	139001	E
17	90120-056-010	BOLT, RR. MUFFLER SETTING	1		1			B, D2, DE, ED, F, ;2, N
			1				139001	E
18	90305-098-670	NUT, MUFFLER FR. STAY	1	1	1	1		B, D2, D, DE, ED, F, ;2, N, SA
			1			1	139001	E
19	92000-05008-4J	BOLT, HEX., 5X8	1	1	1	1		B, DE, ED, F
			1				543355	D2
20	92000-06016	BOLT, HEX., 6X16	1	1	1	1		B, D2, D, DE, ED, F, ;2, N, SA
			1			1	139001	E
21	92000-08016-0A	BOLT, HEX., 8X16	1	1	1	1		B, D2, D, DE, ED, F, ;2, SA
			1/2			1	139001	N
22	92000-08020-0A	BOLT, HEX., 8X20	1	1	1	1		B, D2, D, DE, ED, F, ;2, N, SA
			1			1	139001	E
23	93500-05012-0A	SCREW, PAN, 5X12	2	2	2	2		B, D2, D, DE, ED, F, ;2, N, SA
			2			2	139001	E
24	93700-06010-40	SCREW, OVAL, 6X10	4	4	4	4		B, D2, D, DE, F, SA
25	93700-06010-4B	SCREW, OVAL, 6X10	4	4	4	4		ED, ;2, N
			4			4	139001	E
26	94001-06000	NUT, HEX., 6MM	2	2	2	2		B, D2, D, DE, ED, F, ;2, N, SA
			2			2	139001	E
27	94022-08020-0S	NUT, CAP, 8MM	1		1			B, D2, DE, ED, F, ;2, N
			1				139001	E
	94021-10020-0S	NUT, CAP, 10MM			1	1		
28	94101-05000	WASHER, PLAIN, 5MM	1	1	1	1		B, DE, ED, F
			1				543355	D2
29	94101-08000	WASHER, PLAIN, 8MM	2	1	2	1		B, D2, D, DE, ED, F, ;2, N, SA
			2			1	139001	E
30	94102-10000	WASHER, PLAIN, 10MM			1	1		
31	94111-08000	WASHER, SPRING, 8MM	2	1	2	1		B, D2, D, DE, ED, F, ;2, N, SA
			2			1	139001	E
32	95002-50000	CLIP CR, TUBE	1	1	1	1		B, D2, D, DE, ED, F, ;2, N, SA
			1			1	139001	E

F-9 Rear wheel



B098-25A

F-9 Rear wheel

Ref. No.	Part No.	Description	Reqd. No.				Serial No.	Area code
			ST 50	K3 70	ST 70	K3		
1	18362-720-000	NUT, FLANGE, 6MM (REAR BRAKE ARM)	1			6150953		
					1	6114283		
2	40530-098-003	CHAIN, DRIVE (D10420-88L DAIDO)	1				G2	
			1	1	1		G D1, D2, D, E, F, SA, U	
	40530-098-005	CHAIN, DRIVE (RK420-88L TAKASAGO)	1				G2	
			1	1	1		G D1, D2, D, E, F, SA, U	
	40530-098-651	CHAIN, DRIVE	1	1			B, DE, E, ED, N G	
	40530-098-652	CHAIN, DRIVE	1	1			B, DE, E, ED, N G	
	40530-098-971	CHAIN, DRIVE (86L TAKASAGO)			1		G2 G	
	40530-098-972	CHAIN, DRIVE (86L DAIDO)		1	1		G2 G	
3	40531-098-003	JOINT, DRIVE CHAIN (DAIDO)	1	1	1			
	40531-098-005	JOINT, DRIVE CHAIN (TAKASAGO)	1	1	1			
4	40543-063-000	ADJUSTER, R. DRIVE CHAIN	2	2	2			
	95014-10010	ADJUSTER S, R. CHAIN		2	2			
5	41201-036-000	SPROCKET, FINAL DRIVEN (42T)	1				DE	
	41201-051-000	SPROCKET, FINAL DRIVEN (41T)	1				B, E, ED, J, N	
	41201-051-650	SPROCKET, FINAL DRIVEN (38T)	1		1		G2 D1, D2, E, F, J, U	
	41201-098-970	SPROCKET, FINAL DRIVEN (35T)			1		G2	
	41201-126-920	SPROCKET, FINAL DRIVEN (35T)			1		G	
	41201-126-940	SPROCKET, FINAL DRIVEN (38T)		1	1		G D, E, F, SA	
	41201-126-950	SPROCKET, FINAL DRIVEN (41T)		1			B, DE	
6	41241-051-000	DAMPER, RR. WHEEL	4	4	4			
7	41245-051-000	COVER, RR. WHEEL DAMPER	1	1	1			
8	42301-045-010	AXLE, RR. WHEEL	1			135982 520112 133606 529750	E, G B D1, G, U D2, F	
	42301-098-000	AXLE, RR. WHEEL	1 1 1 1			135983 520113	E, G B G2 DE ED, N D1, J, U	
					1	133607 529751	D2, F	
					1	570218 152678	E, G2	
	44301-110-000	AXLE, FR. WHEEL	1 1			117219 549360	G2 B, DE	
				1	1	152679 570219	E, G2 D2, F	
9	42304-098-000	COLLAR, RR. WHEEL SIDE	1	1	1			
10	42313-098-000	COLLAR, RR. BRAKE PANEL SIDE	1	1	1			
11	42601-098-000AL 42601-098-010AU	HUB COMP., RR. WHEEL	1		1		B, D1, D2, DE, F, ED, F, G, N, U	
	42601-098-010AU	HUB COMP., RR. WHEEL	1	1	1			
12	42620-098-000	COLLAR, RR. AXLE DISTANCE	1	1	1			

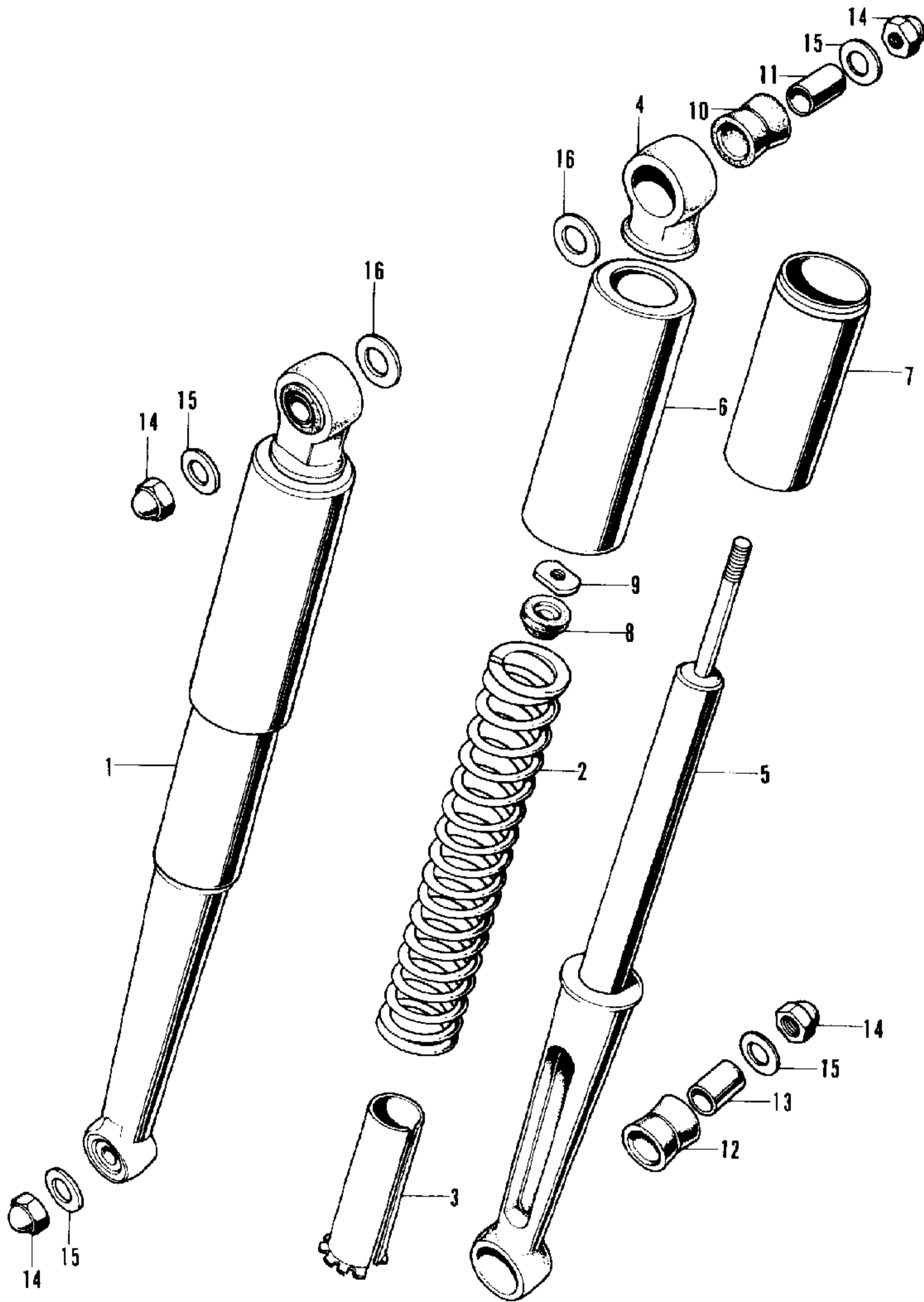
F-9 Rear wheel

Ref. No.	Part No.	Description	Reqd. No.				Serial No.	Area code
			ST 50	K3 70	ST 70	K3 70		
13	42701-098-000AU	RIM, R. WHEEL	1	1	1			
						6148904		
					1	6112122		
	42701-098-853ZA	RIM, R. WHEEL *NH-35M* (YUNO)	1		1	6148905		
						6112123		
	42701-098-854ZA	RIM, R. WHEEL *NH-35M* (KANAI)	1		1	6148905		
						6112123		
14	42702-098-000AU	RIM, L. WHEEL	1	1	1			
						6148904		
					1	6112122		
	42702-098-853ZA	RIM, L. WHEEL *NH-35M* (YUNO)	1		1	6148905		
						6112123		
	42702-098-854ZA	RIM, L. WHEEL *NH-35M* (KANAI)	1		1	6148905		
						6112123		
15	42711-098-003	TIRE, FR. WHEEL (3.50-10 BS)	1	1	1	1		
	42711-098-006	TIRE, WHEEL (3.50-10)	1	1	1	1		
	42711-098-156	TIRE, WHEEL (3.50-10)	1	1	1	1		
16	42712-098-690	TUBE, WHEEL (3.50-10 NITTO)	1	1	1	1		
	42712-098-691	TUBE, WHEEL (3.50-10 BS)	1	1	1	1		
17	43100-028-020	PANEL, RR. BRAKE 43100-098-950	1		1			
	43100-098-950	PANEL, RR. BRAKE	1	1	1	1		
18	43141-098-000	CAM, RR. BRAKE	1	1	1	1		
19	43410-098-000	ARM, RR. BRAKE	1	1	1	1		
20	45120-001-010	SHOE COMP., FR. BRAKE	2		2			
							6125172	
					2	6106182	D, E, F, ;	
	45120-096-651	SHOE COMP., BRAKE (NIPPON)	2		2	6125173		
						6106183	D, E, F, ;	
					2		SA	
	45120-096-652	SHOE COMP., BRAKE (ASAHI)	2		2	6125173		
						6106183	D, E, F, ;	
					2		SA	
21	45133-028-000	SPRING, BRAKE SHOE	2	2	2	2		
22	90353-045-000	NUT, SELF LOCK, 12MM	1		1			
							135982 E, ;	
							520112 B	
							133606 D1, ;, U	
							529750 D2, F	
	90306-098-000	NUT, AXLE	1		1			
							135983 E, ;	
							520113 B	
							549359 ;2	
							117218 DE	
							549359 ED, N	
							133607 D1, ;, U	
							529751 D2, F	
							570218 E, ;2	
							152678	
	90305-051-000	NUT, RR. AXLE	1		1			
							117219 ;2	
							549360 B, DE	
							152679 E, ;2	
							570219 D2, F	
23	90525-001-000	WASHER, RR. BRAKE ARM	2		2			
							6150952	
							6114282	
24	90753-051-000	OIL SEAL, 26X37X6	1	1	1	1		
25	92000-06012	BOLT, HEX., 6X12	4	4	4	4		

F-9 Rear wheel

Ref. No.	Part No.	Description	Reqd. No.				Serial No.	Area code
			ST 50	K3 70	ST 70	K3 83		
26	92000-06036	BOLT, HEX., 6X36	1		1			
				1			6150952 6114282	
	95700-06032-00	BOLT, FLANGE, 6X32	1			6150953 6114283		
27	92000-08025-0A	BOLT, HEX., 8X25	4	4	4	4		
28	94001-06000	NUT, HEX., 6MM	7		7			
				7			6150952 6114282	
				6		6150953 6114283		
29	94001-08000-05	NUT, HEX., 8MM	4	4	4	4		
30	94101-06000	WASHER, PLAIN, 6MM	10	10	10	10		
31	94111-06000	WASHER, SPRING, 6MM	6	6	6	6		
32	94111-08000	WASHER, SPRING, 8MM	4	4	4	4		
33	94201-30250	PIN, SPLIT, 3.0X25	1	1	1	1		
34	94510-50000	CIR CLIP, EXTERNAL, 50	1				105339 ;2 149989 ED, N 545135 B, DE E ; U 150009 D1, E, ;2 566556 D2, F	
			1		1			
			1		1			
	94511-50000	CIR CLIP, EXTERNAL, 50	1				105340 ;2 149990 ED, N 545136 B, DE E ; U 150010 D1, E, ;2 566557 D2, F	
			1		1			
				1				
36	96100-63010	BEARING, RADIAL BALL, 6301	1				106949 ;2 546507 B, DE D1, ED, ;, N, U E 148799 E, ;2 563166 D2, F	
			1		1			
			1		1			
	96140-63010-10	BEARING, RADIAL BALL, 6301U	1				106950 ;2 546508 B, DE E 148800 E, ;2 563167 D2, F	
			1		1			
				1				
37	96140-63010	BEARING, RADIAL BALL, 6301U	1				106949 ;2 546507 B, DE D1, ED, ;, N, U E 148799 E, ;2 563166 D2, F	
			1		1			
			1		1			
	96140-63010-10	BEARING, RADIAL BALL, 6301U	1				106950 ;2 546508 B, DE E 148800 E, ;2 563167 D2, F	
			1		1			
				1				

F-10 Rear cushion (D1, E, ED, G2, G, N and U)

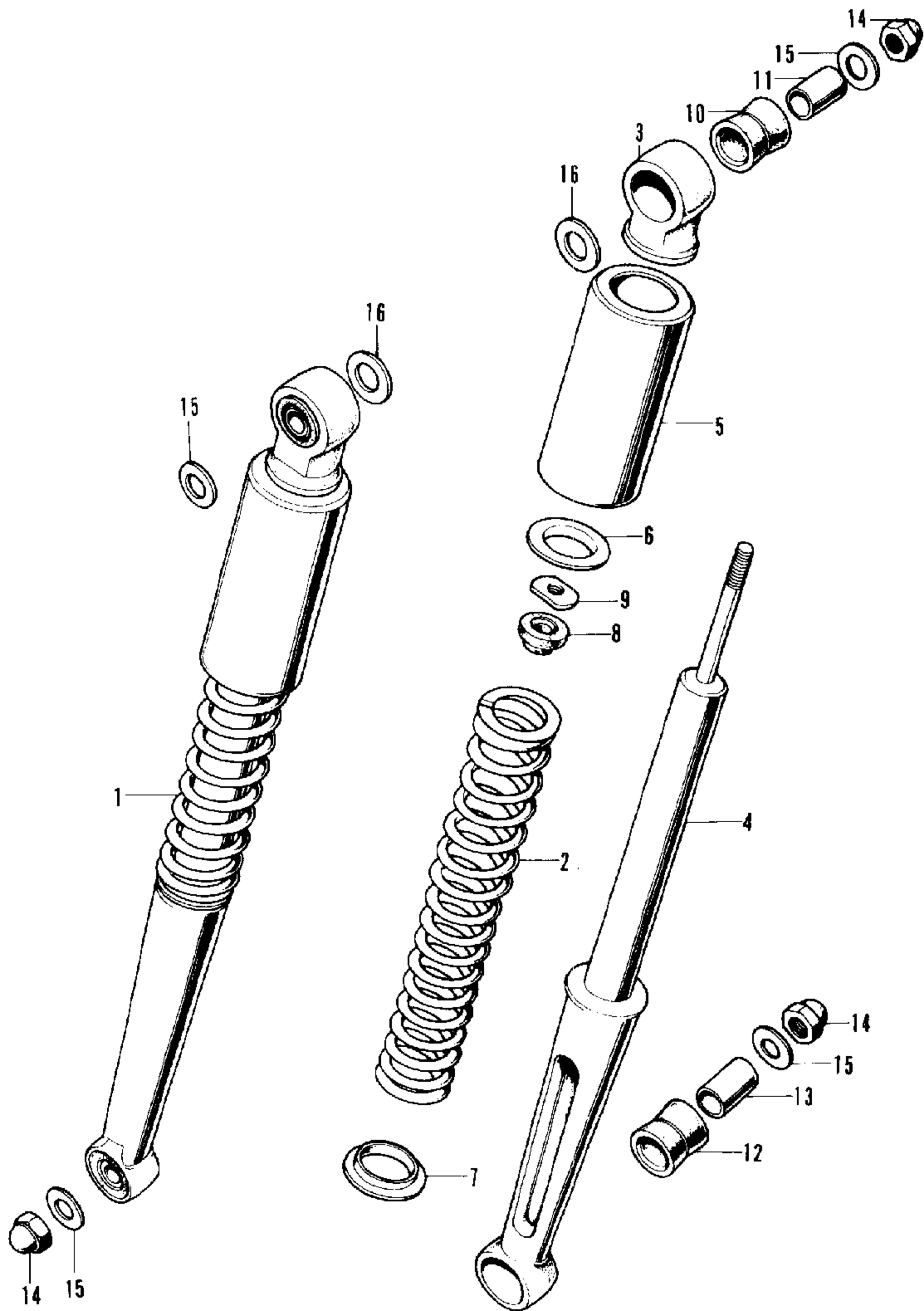


B098-26

F-10 Rear cushion (D1, E, ED, G2, G, N and U)

Ref. No.	Part No.	Description	Reqd. No.				Serial No.	Area code
			ST 50	K3	ST 70	K3		
1	52400-098-000CM	CUSHION ASSY., RR.	2	2	2	2	141824	D1, E, ED, G, N, U G2
	52400-098-000CN	CUSHION ASSY., RF.	2	2	2	2	142573 143253	D1, ED, G E, G2 U
	52400-098-000CQ	CUSHION ASSY., RR.	2	2	2	2	143253	D1, ED G2, G U
	52400-098-000LS	CUSHION ASSY., RR.	2	2	2	2	141824 143254	D1, ED, N G2, G U
	52400-098-000NL	CUSHION ASSY., RR.	2	2	2	2	141824 142574 143254	D1, ED, N G2, G E U
	52400-098-000WF (WHITE DAX) (WHITE DAX) (WHITE DAX)	CUSHION ASSY., RR.	2	2	2	2	148111	ED N E, G2
	52400-098-000ZA	CUSHION ASSY., RR. *G-31*		2		2		E, G
	52400-098-000ZB	CUSHION ASSY., RR. *YR-26*		2		2		E, G
	52400-098-000ZC	CUSHION ASSY., RR. *NH-45*		2		2		E, G
2	52401-098-000	SPRING, RR. CUSHION	2	2	2	2		D1, E, ED, G2, G, N, U
3	52409-011-000	GUIDE, RR. CUSHION SPRING	2	2	2	2		D1, E, ED, G2, G, N, U
4	52410-033-000	METAL, RR. CUSHION UPPER	2	2	2	2		D1, E, ED, G2, G, N, U
5	52450-098-670	DAMPER COMP., RR.	2	2	2	2		D1, E, ED, G2, G, N, U
6	52460-051-820CM	CASE, RR. CUSHION UPPER	2	2	2	2	141824	D1, E, ED, G, N, U G2
	52460-051-820CN	CASE, RR. CUSHION UPPER	2	2	2	2	142573 143253	D1, ED, G E, G2 U
	52460-051-820CQ	CASE, RR. CUSHION UPPER	2	2	2	2	143253	D1, ED G2, G U
	52460-051-820LS	CASE, RR. CUSHION UPPER	2	2	2	2	141824 143254	D1, ED, N G2, G U
	52460-051-820NL	CASE, RR. CUSHION UPPER	2	2	2	2	141824 142574 143254	D1, ED, N G2, G E U
	52460-051-820WF (WHITE DAX) (WHITE DAX) (WHITE DAX)	CASE, RR. CUSHION UPPER	2	2	2	2	148111	ED N E, G2
	52460-051-820ZD *YR-26*	CASE, RR. CUSHION UPPER		2		2		E, G
	52460-051-820ZE *G-31*	CASE, RR. CUSHION UPPER		2		2		E, G
	52460-051-820ZF *NH-45*	CASE, RR. CUSHION UPPER		2		2		E, G
7	52465-051-000	CASE, RR. CUSHION BOTTOM	2	2	2	2		D1, E, ED, G2, G, N, U
8	52475-051-000	RUBBER, RR. CUSHION STOPPER	2	2	2	2		D1, E, ED, G2, G, N, U
9	52481-051-000	NUT, RR. CUSHION UPPER LOCK	2	2	2	2		D1, E, ED, G2, G, N, U
10	52485-001-010	BUSH, RR. CUSHION RUBBER	2	2	2	2		D1, E, ED, G2, G, N, U
11	52488-001-000	COLLAR, RR. CUSHION UPPER RUBBER BUSH	2	2	2	2		D1, E, ED, G2, G, N, U
12	52489-028-000	BUSH, RR. CUSHION RUBBER	2	2	2	2		D1, E, ED, G2, G, N, U
13	52496-035-000	COLLAR, RR. CUSHION RUBBER BUSH	2	2	2	2		D1, E, ED, G2, G, N, U
14	74027-10020-05	NUT, CAP, 10MM	4	4	4	4		D1, E, ED, G2, G, N, U
15	74101-10000	WASHER, PLAIN, 10MM	4	4	4	4		D1, E, ED, G2, G, N, U
16	74101-12000	WASHER, PLAIN, 12MM	2	2	2	2		D1, E, ED, G2, G, N, U

F-10-1 Rear cushion (B, D2, D, DE, F and SA)



B098-27

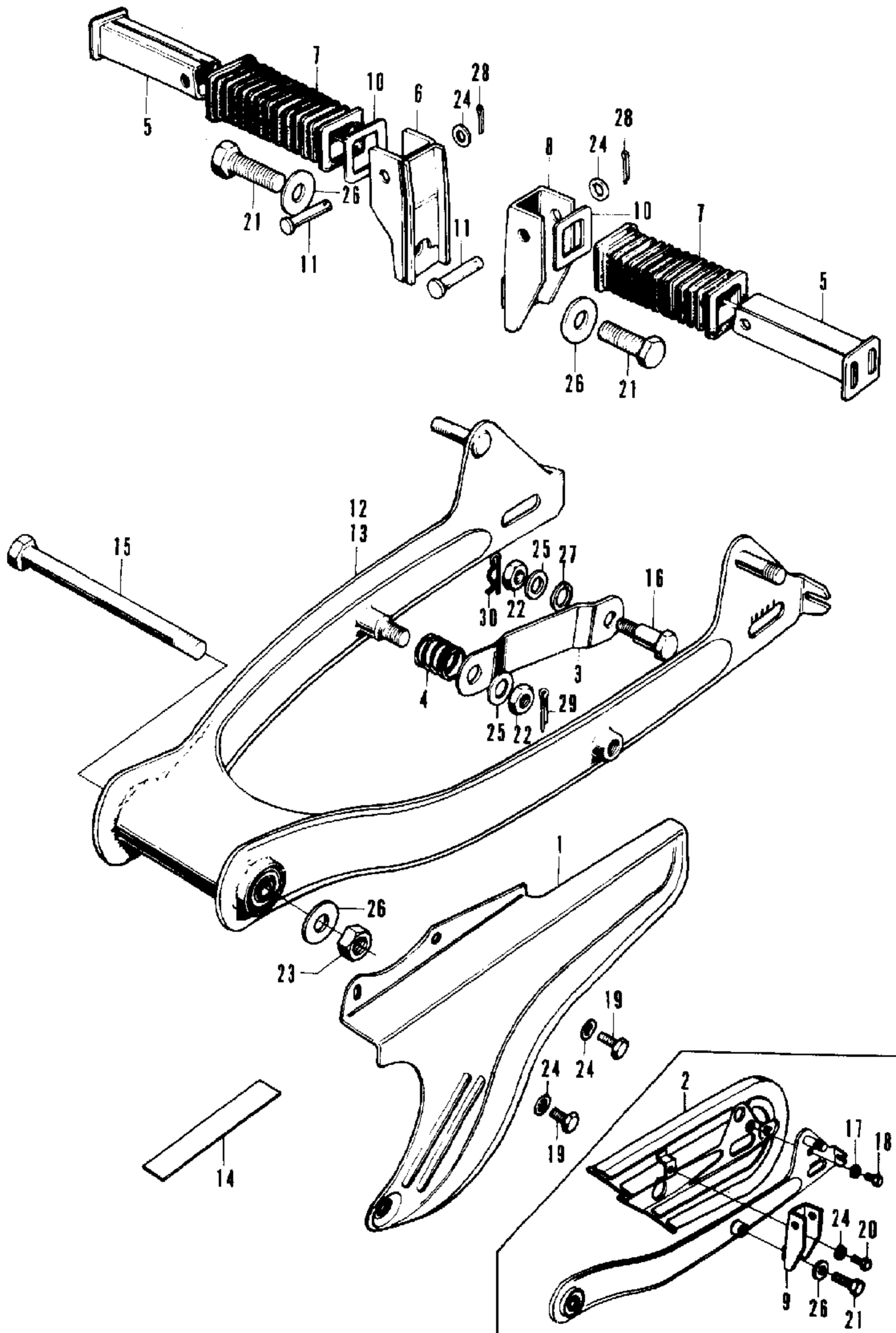
F-10-1 Rear cushion (B, D2, D, DE, F and SA)

Ref. No.	Part No.	Description	Reqd. No.				Serial No.	Area code
			ST 50	K3	ST 70	K3		
1	52400-098-670CM	CUSHION ASSY., RR.	2		2		539351 B 552322 D2, F	
	52400-098-670CN	CUSHION ASSY., RR.	2		2		539351 B 552322 D2, F	
	52400-098-670CQ	CUSHION ASSY., RR.	2		2		539351 B 552322 D2, F	
	52400-098-670LS	CUSHION ASSY., RR.	2		2		539351 B 552322 D2, F	
	52400-098-670NL	CUSHION ASSY., RR.	2		2		539351 B 552322 D2	
	52400-098-670WF	CUSHION ASSY., RR. (WHITE DAX) (WHITE DAX) (WHITE DAX)	2		2	537164 542081 550098	539351 B 552322 D2 552322 F	
	52400-098-970CM	CUSHION ASSY., RR.	2	2		539352	B DE B, D, F, SA D2, F	
	52400-098-970CN	CUSHION ASSY., RR.		2	2	552323	B, D, DE, F, SA D2, F	
	52400-098-970CQ	CUSHION ASSY., RR.		2		552323	B, D, DE, F, SA D2, F	
	52400-098-970LS	CUSHION ASSY., RR.	2			539352	B DE D2, F	
	52400-098-970NE	CUSHION ASSY., RR.		2	2	552323	B, D, DE, F, SA	
	52400-098-970NL	CUSHION ASSY., RR.	2			539352	B DE D2	
	52400-098-970NU	CUSHION ASSY., RR.		2	2	552323	B, D, DE, F, SA	
	52400-098-970WF	CUSHION ASSY., RR. (WHITE DAX) (WHITE DAX) (WHITE DAX)	2		2	539352	B DE D2, F	
	52400-098-970ZA	CUSHION ASSY., RR. *YR-26*		2	2	552323	B, D, DE, F, SA	
2	52401-098-670	SPRING, RR. CUSHION	2	2	2		B, D2, D, DE, F, SA	
3	52410-033-000	METAL, RR. CUSHION UPPER	2	2	2		B, D2, D, DE, F, SA	
4	52450-098-670	DAMPER COMP., RR.	2	2	2		B, D2, D, DE, F, SA	

F-10-1 Rear cushion (B, D2, D, DE, F and SA)

Ref. No.	Part No.	Description	Reqd. No.				Serial No.	Area code
			ST 50	K3 70	ST 70	K3		
5	52460-098-670CM	CASE, RR. CUSHION UPPER	2		2		548539 B,DE 566556 D2,F	
	52460-098-670CN	CASE, RR. CUSHION UPPER	2		2		548539 B 566556 D2,F	
	52460-098-670CQ	CASE, RR. CUSHION UPPER	2		2		548539 B 566556 D2,F	
	52460-098-670LS	CASE, RR. CUSHION UPPER	2		2		548539 B,DE 566556 D2,F	
	52460-098-670NL	CASE, RR. CUSHION UPPER	2		2		548539 B,DE 566556 D2	
	52460-098-670WF	CASE, RR. CUSHION UPPER (WHITE DAX) (WHITE DAX) (WHITE DAX) (WHITE DAX)	2 2		2 2		537164 548539 B 542081 548539 DE 550098 566556 D2 566556 F	
	52460-086-000CM	CASE, RR. CUSHION UPPER	2	2	2		548540 B,DE 566557 B,D,DE,F,SA D2,F	
	52460-086-000CN	CASE, RR. CUSHION UPPER	2	2	2		548540 B 566557 B,D,DE,F,SA D2,F	
	52460-086-000CQ	CASE, RR. CUSHION UPPER	2		2		548540 B 566557 D2,F	
	52460-086-000LS	CASE, RR. CUSHION UPPER	2		2		548540 B,DE 566557 D2,F	
	52460-086-000NL	CASE, RR. CUSHION UPPER	2		2		548540 B,DE 566557 D2	
	52460-086-000NU	CASE, RR. CUSHION UPPER		2	2		B,D,DE,F,SA	
	52460-086-000WF	CASE, RR. CUSHION UPPER (WHITE DAX) (WHITE DAX)	2		2		548540 B,DE 566557 D2,F	
	52460-086-000ZE	CASE, RR. CUSHION UPPER *3-31*	2		2		B,D,DE,F,SA	
	52460-086-000ZF	CASE, RR. CUSHION UPPER *YR-26*	2		2		B,D,DE,F,SA	
	6	52461-089-670	GUIDE, RR. CUSHION SPRING UPPER	2	2	2	2	B,D2,D,DE,F,SA
GUIDE, RR. CUSHION SPRING UNDER			2				539351 B 552322 D2,F	
7	52462-111-000	GUIDE, RR. CUSHION SPRING UNDER	2				539352 B DE B,D,F,SA D2,F	
			2	2	2	2	552323	
8	52475-051-000	RUBBER, RR. CUSHION STOPPER	2	2	2	2	B,D2,D,DE,F,SA	
9	52481-051-000	NUT, RR. CUSHION UPPER LOCK	2	2	2	2	B,D2,D,DE,F,SA	
10	52485-001-010	BUSH, RR. CUSHION RUBBER	2	2	2	2	B,D2,D,DE,F,SA	
11	52488-001-000	COLLAR, RR. CUSHION UPPER RUBBER BUSH	2	2	2	2	B,D2,D,DE,F,SA	
12	52489-028-000	BUSH, RR. CUSHION RUBBER	2	2	2	2	B,D2,D,DE,F,SA	
13	52496-035-000	COLLAR, RR. CUSHION RUBBER BUSH	2	2	2	2	B,D2,D,DE,F,SA	
14	94022-10020-05	NUT, CAP, 10MM	3	3	3	3	B,D2,D,DE,F,SA	
15	94101-10000	WASHER, PLAIN, 10MM	4	4	4	4	B,D2,D,DE,F,SA	
16	94101-12000	WASHER, PLAIN, 12MM	2	2	2	2	B,D2,D,DE,F,SA	

F-11 Rear fork • Chain case



B098-28B

F-11 Rear fork • Chain case

Ref. No.	Part No.	Description	Reqd. No.				Serial No.	Area code
			ST 50	ST 70	K3	K3		
1	40510-098-000CM	CASE, DRIVE CHAIN	1	1	1	1	141824	B, D1, D2, D, DE, E, ED, F, G, N, SA, L ;2
	40510-098-000CN	CASE, DRIVE CHAIN	1	1	1	1		B, D1, D2, D, ED, F, G, SA E, G2 DE
	40510-098-000CQ	CASE, DRIVE CHAIN	1	1			142573 143253	U
	40510-098-000LS	CASE, DRIVE CHAIN	1	1			141824 143254	B, D1, D2, ED, F ;2, G U
	40510-098-000NE	CASE, DRIVE CHAIN		1		1		
	40510-098-000NL	CASE, DRIVE CHAIN	1	1			141824 142574 143254	B, D1, D2, DE, ED, N ;2, G ;2 E U
	40510-098-000NU	CASE, DRIVE CHAIN		1		1		
	40510-098-000WF	CASE, DRIVE CHAIN (WHITE DAX)	1				148111 537164	ED B
		(WHITE DAX)	1					DE, N
		(WHITE DAX)			1		542081	D2
		(WHITE DAX)			1		550098	F
		(WHITE DAX)			1			E, G2
	40510-098-000ZA	CASE, DRIVE CHAIN *YR-26*		1		1		
2	40511-098-650B	CASE, SUB DRIVE CHAIN				1		U
3	43431-098-000	ARM, RR. BRAKE STOPPER	1				113668 549060	;2 B, DE D1, ED, G, N, U
			1		1			E
					1		152128	E, G2
					1		569618	D2, F
	43431-124-740	ARM, RR. BRAKE STOPPER	1				113669 549061	;2 B, DE
				1		1		
					1		152129 569619	E, G2 D2, F
4	43434-250-000	SPRING, STOPPER ARM	1	1	1	1		
5	50701-024-010	ARM, PILLION STEP 95015-61000	2	2				B, D1, D2, DE, E, F, G, U
	95015-61000	BAR A, PILLION STEP	2	2	2	2		B, D1, D2, D, DE, E, F, G2, G, SA, U
6	50701-098-010B	BRACKET, R. PILLION STEP	1	1	1	1		B, D1, D2, D, DE, E, F, G2, G, SA, U
7	50705-024-000	RUBBER, PILLION STEP 50731-024-000	2	2				B, D1, D2, DE, E, F, G, U
	50731-024-000	RUBBER, PILLION STEP	2	2	2	2		B, D1, D2, D, DE, E, F, G2, G, SA, U
8	50711-098-000B	BRACKET, L. PILLION STEP	1	1	1	1		B, D1, D2, D, DE, E, F, G2, G, SA
9	50711-098-650B	BRACKET, L. PILLION STEP				1		U
10	50712-024-000	WASHER, PILLION STEP 95015-91000	2	2				B, D1, D2, DE, E, F, G, U
	95015-91000	WASHER, PILLION STEP	2	2	2	2		B, D1, D2, D, DE, E, F, G2, G, SA, U
11	50715-024-000	PIN, PILLION STEP 95015-81000	2	2				B, D1, D2, DE, E, F, G, U
	95015-81000	PIN A, PILLION STEP	2	2	2	2		B, D1, D2, D, DE, E, F, G2, G, SA, L

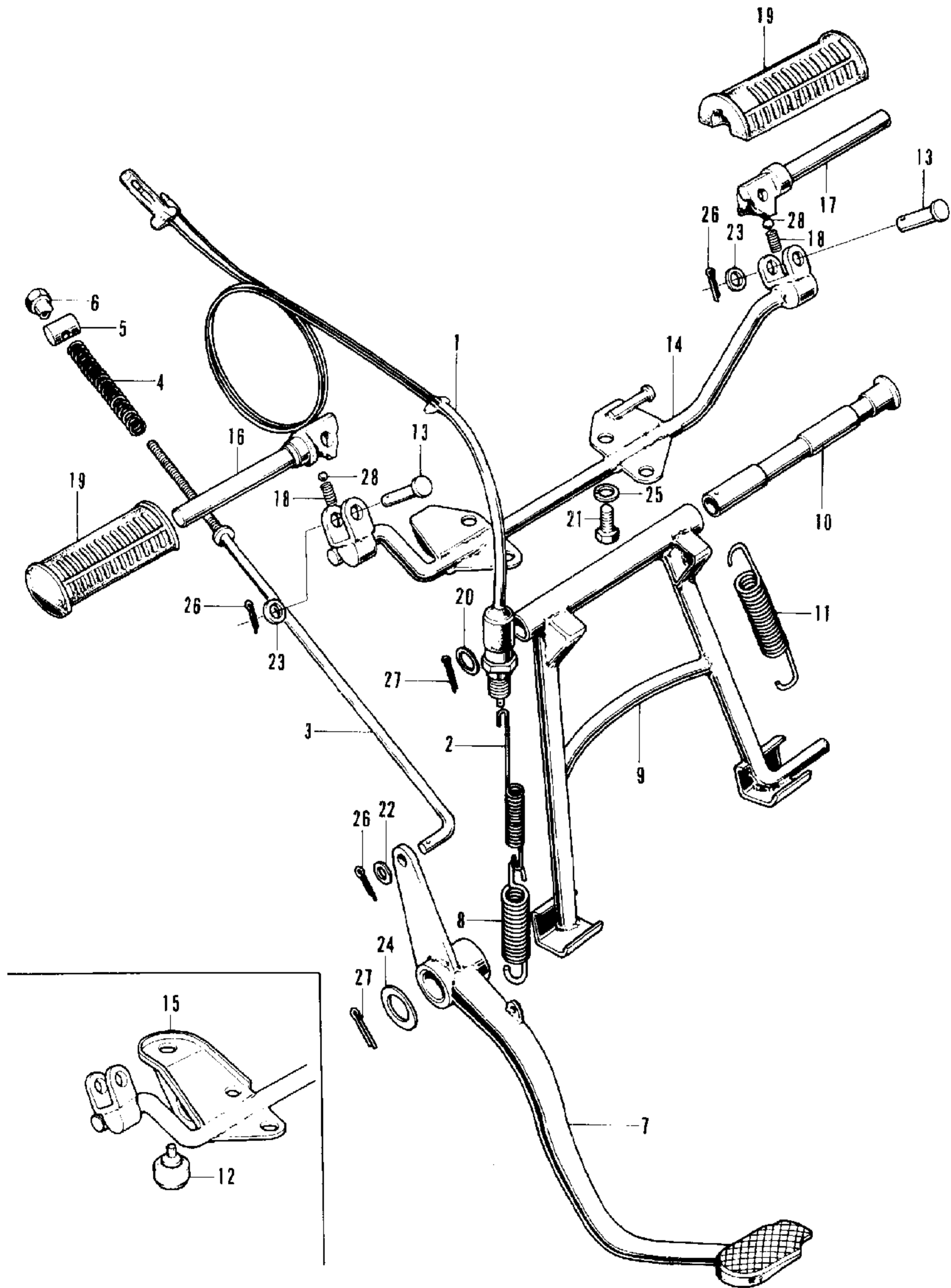
F-11 Rear fork • Chain case

Ref. No.	Part No.	Description	Reqd. No.				Serial No.	Area code
			ST 50	K3	ST 70	K3		
12	52100-098-020CM	FORK COMP., RR.	1		1			B, D1, D2, D, DE, E, ED, F, G, N, SA
					1	141824		32
	52100-098-020CN	FORK COMP., RR.	1	1	1			B, D1, D2, D, ED, F, G, SA
			1		1			E, 32
					1	142573		DE
	52100-098-020CQ	FORK COMP., RR.	1		1			B, D1, D2, ED, F
			1					32, 3
	52100-098-020LS	FORK COMP., RR.	1		1			B, D1, D2, DE, ED, F, N
			1		1	141824		32, 3
								32
	52100-098-020NE	FORK COMP., RR.		1				
	52100-098-020NL	FORK COMP., RR.	1		1			B, D1, D2, DE, ED, N
			1					32, G
					1	141824		32
					1	142574		E
	52100-098-020NU	FORK COMP., RR.		1				
	52100-098-020WF	FORK COMP., RR. (WHITE DAX)	1			148111		ED
		(WHITE DAX)	1			537164		B
		(WHITE DAX)	1					DE, N
		(WHITE DAX)			1	542081		D2
		(WHITE DAX)			1	550098		F
		(WHITE DAX)			1			E, 32
	52100-098-020ZA	FORK COMP., RR. *YR-26*		1				
13	52100-098-650CM	FORK COMP., RR.			1			U
	52100-098-650CN	FORK COMP., RR.			1	143253		U
	52100-098-650CQ	FORK COMP., RR.			1	143253		U
	52100-098-650LS	FORK COMP., RR.			1	143254		U
	52100-098-650NL	FORK COMP., RR.			1	143254		U
14	87507-098-610	MARK, TIRE CAUTION			1			E
	87507-098-740	MARK, TIRE CAUTION	1			144064	149474	ED
			1			144064		3
			1				149474	N
	87507-098-680	MARK, TIRE CAUTION			1	136544	145289	DL
					1	136544		U
					1	543356	554286	D2
	87507-098-640	MARK, TIRE CAUTION	1			149475		ED, N
			1			542852		B, DE
			1					32
				1				
	87507-098-940	MARK, TIRE CAUTION			1	145290		D1, E
					1	554287		D2, F
					1			D, 32
							6113527	F
								3
	87505-098-620	MARK, TIRE CAUTION (FRENCH)			1	6113528	6113932	F
	87505-098-621	MARK, TIRE CAUTION (FRENCH)			1	6113933		F
	87505-126-660	MARK, TIRE CAUTION			1			SA
15	90121-098-C10	BOLT, RR. FORK PIVOT	1	1	1			
16	90127-001-010	BOLT, RR. BRAKE TORQUE	1		1			
					1		6135402	
							6109871	D, E, F, G
	90127-400-000	BOLT, RR. BRAKE STOPPER	1		1	6135403		
					1	6109872		D, E, F, G
								SA

F-11 Rear fork - Chain case

Ref. No.	Part No.	Description	Reqd. No.				Serial No.	Area code
			ST 50	K3	ST 70	K3		
17	90525-001-000	WASHER, RR. BRAKE ARM			1		U	
18	92000-06008	BOLT, HEX., 6X8			1		U	
19	92000-06010	BOLT, HEX., 6X10	2	2	2	2		
20	92000-06012	BOLT, HEX., 6X12			1		U	
21	92000-10020-0A	BOLT, HEX., 10X20	2	2	2	2	B, D1, D2, D, DE, E, F, J2, J, SA, U	
22	94001-08000-0S	NUT, HEX., 8MM	2	2	2	2		
23	94001-10000-0S	NUT, HEX., 10MM	1	1	1	1		
24	94101-06000	WASHER, PLAIN, 6MM	4 2	4	4 5	4	B, D1, D2, D, DE, E, F, J2, J, SA E, O, N, U	
25	94101-08000	WASHER, PLAIN, 8MM	2	2	2	2		
26	94101-10000	WASHER, PLAIN, 10MM	3 1	3	3	3	B, D1, D2, D, DE, E, F, J2, J, SA, U E, O, N	
27	94111-10000	WASHER, SPRING, 10MM	1	1	1	1		
28	94201-16150	PIN, SPLIT, 1.6X15	2	2	2	2	B, D1, D2, D, DE, E, F, J2, J, SA, U	
29	94201-20150	PIN, SPLIT, 2.0X15	1		1			
				1		1	6135402 6109871 D, E, F, G	
				2		2	6135403 6109872 D, E, F, J SA	
30	94251-08000	PIN, LOCK, 8MM	1		1			
				1		1	6135402 6109871 D, E, F, G	

F-12 Brake pedal - Main stand (D1, E, ED, N, U and ST70-G)



B098-29A

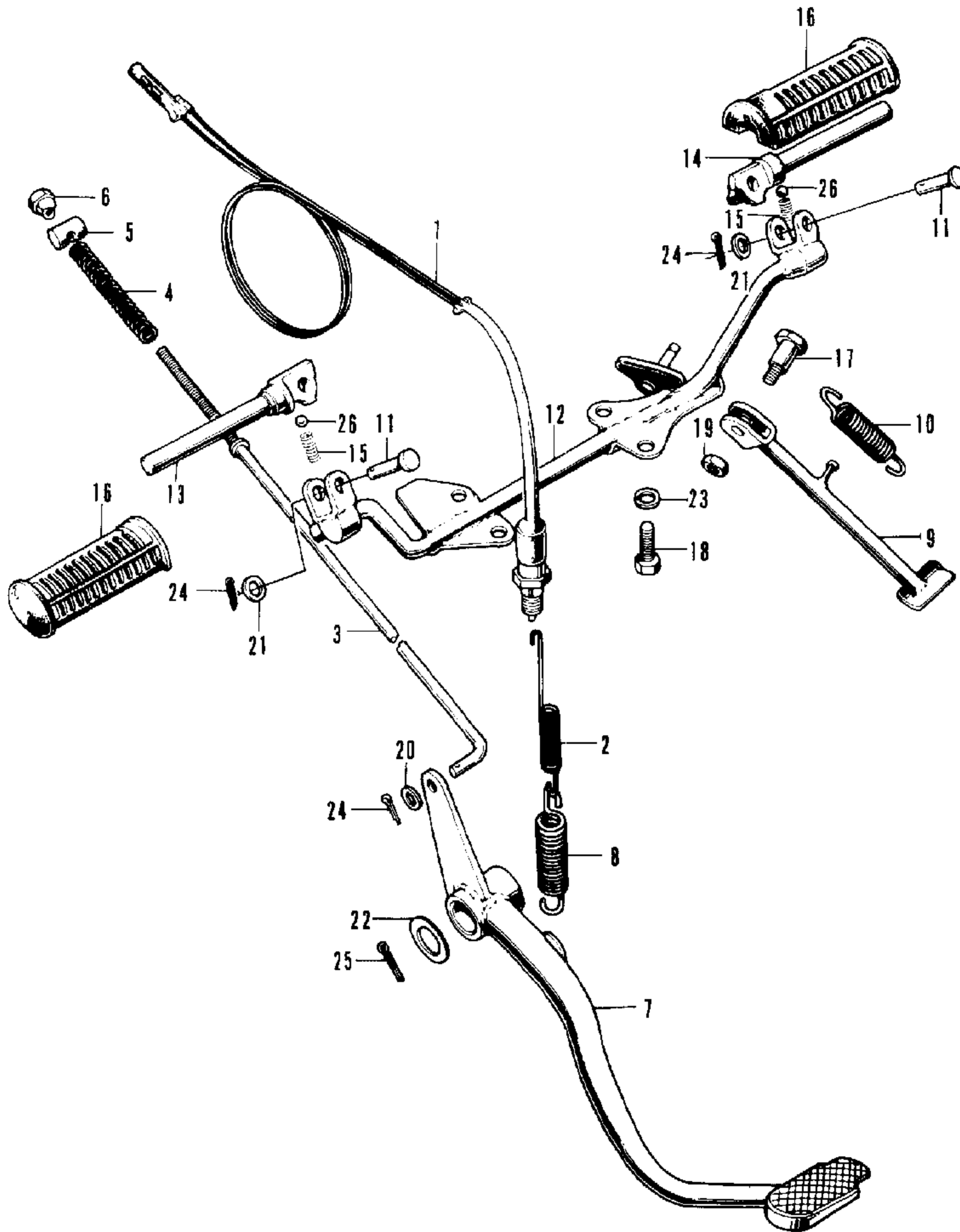
F-12 Brake pedal • Main stand (D1, E, ED, N, U and ST70-G)

Ref. No.	Part No.	Description	Reqd. No.				Serial No.	Area code
			ST 50	ST 70	K3	K3		
1	35350-051-000	SWITCH ASSY., STOP 35350-098-005	1				144063	ED
			1	1			136543	D1, U
	35350-098-005	SWITCH ASSY., STOP (DAIICHI)	1				144064	ED
			1	1	1		136544	N D1, U E
2	35357-046-000	SPRING, STOP SWITCH	1	1	1		D1, E, ED, N, U	
3	43450-098-000	ROD, RR. BRAKE 43450-098-770	1				142963	E, ED
			1	1			136476 136543	D1, U
	43450-098-770	ROD, RR. BRAKE	1				142964	E, ED
			1	1			136477 136544	N D1, U E
	43451-098-770	ROD, RR. BRAKE	1	1	1		D1, E, ED, N, U	
4	43472-001-000	SPRING, RR. BRAKE ROD 95014-73100	1	1				D1, E, ED, N, U
			1	1	1			D1, E, ED, N, U
5	45461-001-000	JOINT, FR. BRAKE ARM 95015-31000	1	1				D1, E, ED, N, U
			1	1	1			D1, E, ED, N, U
6	45462-028-000	NUT, FR. BRAKE ADJUSTING 95015-41000	1	1				D1, E, ED, N, U
			1	1	1			D1, E, ED, N, U
7	46500-098-000	PEDAL, BRAKE	1	1	1		D1, E, ED, N, U	
8	46514-041-000	SPRING, BRAKE PEDAL 46514-086-720	1	1				D1, E, ED, N, U
					1		6113273	E
9	50500-098-0208	STAND COMP., MAIN 50500-126-920	1	1				D1, E, ED, N, U
					1			E
10	50512-041-000	PIPE, RR. BRAKE PIVOT	1	1	1		D1, E, ED, N, U	
11	50522-041-000	SPRING, MAIN STAND 95014-71401	1	1				D1, E, ED, N, U
			1	1				D1, E, ED, N, U
	95014-71402	SPRING, D, MAIN STAND			1		6112462	E
	95014-71402	SPRING, D, MAIN STAND			1		6112463	E
12	50524-011-000	RUBBER, MAIN STAND STOPPER 95011-62000	1	1				ED, N
			1	1	1		139001	E
	95011-62000	RUBBER B, STAND STOPPER	1	1			139001	ED, N E

F-12 Brake pedal • Main stand (D1, E, ED, N, U and ST70-G)

Ref. No.	Part No.	Description	Reqd. No.				Serial No.	Area code
			ST 50	ST 70	K3	K3		
13	50603-033-000	PIN, STEP BAR JOINT	2	2	2		D1, E, ED, N, U	
14	50611-098-020B	BAR COMP., STEP	1	1			E D1, G, U	
15	50611-098-710B	BAR COMP., STEP	1	1	1		ED, N E	
16	50615-098-691B	ARM COMP., R. STEP	1	1	1		D1, E, ED, N, U	
17	50616-098-691B	ARM COMP., L. STEP	1	1	1		D1, E, ED, N, U	
18	50619-098-000	SPRING, STEP ARM	2	2	2		D1, E, ED, N, U	
19	50661-051-000	RUBBER, STEP	2	2			D1, E, ED, N, U	
	95011-21000	RUBBER, STEP	2	2	2		D1, E, ED, N, U	
20	90521-028-000	WASHER, 17X22	1	1	1		D1, E, ED, N, U	
21	92000-08020-0A	BOLT, HEX., 8X20	4	4	4		D1, E, ED, N, U	
22	94101-05000	WASHER, PLAIN, 5MM	1	1	1		D1, E, ED, N, U	
23	94101-08000	WASHER, PLAIN, 8MM	2	2	2		D1, E, ED, N, U	
24	94101-14000	WASHER, PLAIN, 14MM	1	1	1		D1, E, ED, N, U	
25	94111-08000	WASHER, SPRING, 8MM	4	4	4		D1, E, ED, N, U	
26	94201-16150	PIN, SPLIT, 1.6X15	3	3	3		D1, E, ED, N, U	
27	94201-30250	PIN, SPLIT, 3.0X25	2	2	2		D1, E, ED, N, U	
28	96211-10000	BALL, STEEL, #10 (5/16)	2	2	2		D1, E, ED, N, U	

F-12-1 Brake pedal - Main stand
(B, D2, D, DE, F, G2, SA, ST50-G and ST70K3-G)



B098-30

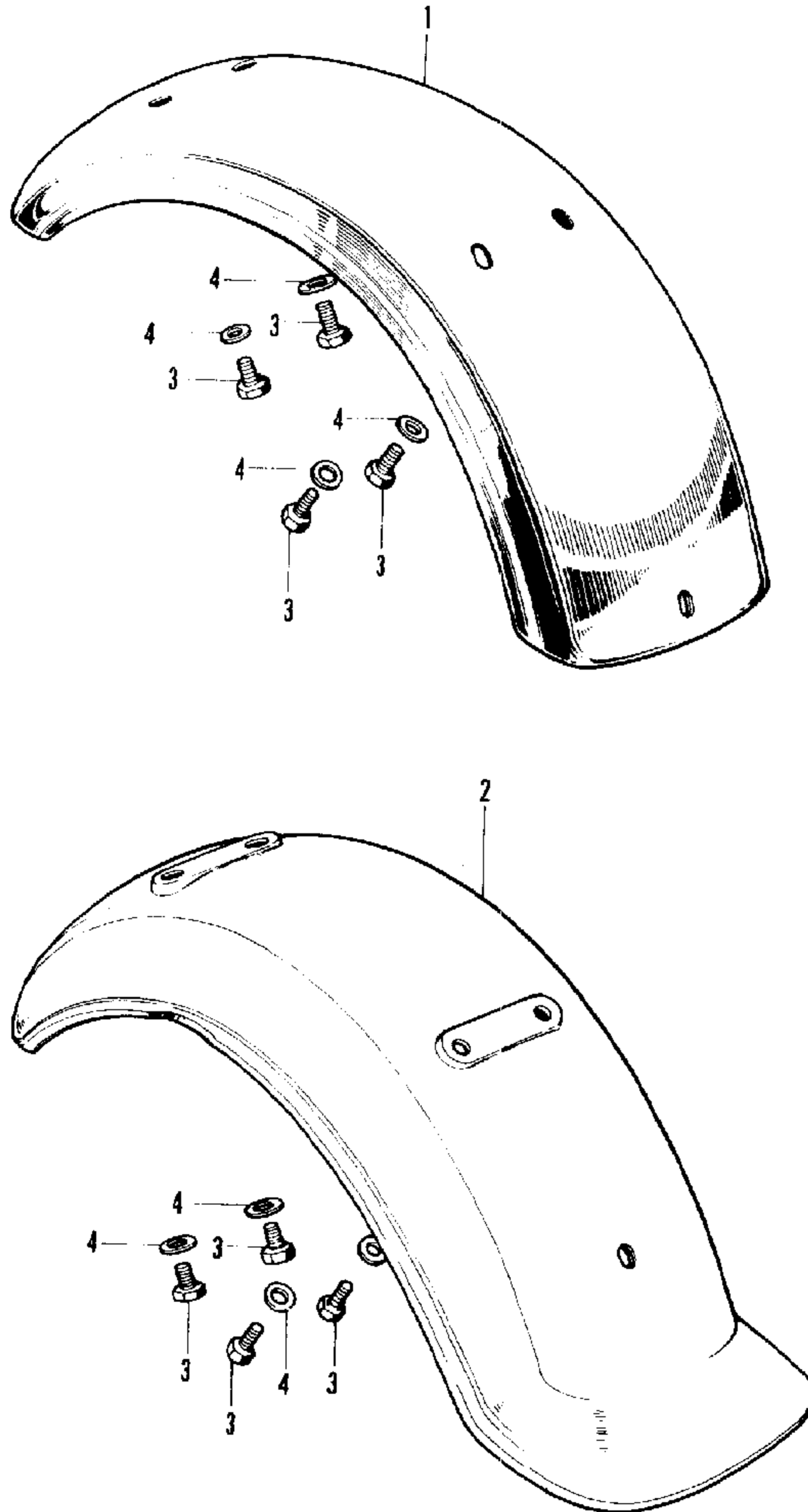
F-12-1 Brake pedal - Main stand (B, D2, D, DE, F, G2, SA, ST50-G and ST70K3-G)

Ref. No.	Part No.	Description	Reqd. No.				Serial No.	Area code
			ST 50	ST K3	ST 70	ST K3		
1	35350-051-000	SWITCH ASSY. STOP 35350-098-005	1				144063 ; 532342 B 543355 D2, F	
	35350-098-005	SWITCH ASSY., STOP (DAIICHI)	1			144064 532343	; B DE, ;2 B, D, F, G, SA D2, F	
2	35357-046-000	SPRING, STOP SWITCH	1	1	1	543356	B, D2, D, DE, F, ;2, SA	
3	43450-098-000	ROD, RR. BRAKE 43450-098-770	1				142963 ; 532342 B 541330 D2, F	
	43450-098-770	ROD, RR. BRAKE	1			142964 532343	; B DE, ;2	
	43451-098-770	ROD, RR. BRAKE	1	1	1	541331	6119021 D2, F ; 6105151 D, F, ;	
	43451-098-770	ROD, RR. BRAKE	1			6119022 6105152	D, F, ; SA	
4	43472-001-000	SPRING, RR. BRAKE ROD 95014-73100	1	1			B, D2, DE, F ;	
	95014-73100	SPRING A, BRAKE ROD	1	1	1		B, D2, D, DE, F, ;2, SA ;	
5	45461-001-000	JOINT, FR. BRAKE ARM 95015-31000	1				B, D2, DE, F ;	
	95015-31000	JOINT A, BRAKE ARM	1	1	1		B, D2, D, DE, F, ;2, SA ;	
6	45462-028-000	NUT, FR. BRAKE ADJUSTING 95015-41000	1				B, D2, DE, F ;	
	95015-41000	NUT A, BRAKE ROD ADJUST	1	1	1		B, D2, D, DE, F, ;2, SA ;	
7	46500-098-000	PEDAL, BRAKE 46500-098-920	1	1	1		B, D2, D, DE, F, SA ; ;2, ;	
	46500-098-920	PEDAL, BRAKE			1		;2 ;	
8	46514-041-000	SPRING, BRAKE PEDAL 46514-086-720	1				B, D2, DE, F, G2 ;	
	46514-086-720	SPRING, BRAKE PEDAL	1			6150756 6113273	D, F, G, SA	
9	50530-098-700B	BAR, SIDE STAND	1	1	1		B, D2, D, DE, F, ;2, SA ;	
10	50542-286-000	SPRING, SIDE STAND 95014-72401	1				B, D2, DE, F ;	
	95014-72401	SPRING D, SIDE STAND	1				B, D2, DE, F, ;2 ;	
	95014-72402	SPRING D, SIDE STAND			1	6122522 6106905	D, F, ;	
	95014-72402	SPRING D, SIDE STAND			1	6122523 6106906	D, F, ; SA	
11	50603-033-000	PIN, STEP BAR JOINT	2	2	2		B, D2, D, DE, F, ;2, SA ;	

**F-12-1 Brake pedal • Main stand
(B, D2, D, DE, F, G2, SA, ST50-G and ST70K3-G)**

Ref. No.	Part No.	Description	Reqd. No.				Serial No.	Area code
			ST 50	K3	ST 70	K3		
12	50611-098-700B	BAR COMP., STEP	1	1	1	1	B, D2, D, DE, F, J2, SA	
13	50615-098-691B	ARM COMP., R. STEP	1	1	1	1	B, D2, D, DE, F, J2, SA	
14	50616-098-691B	ARM COMP., L. STEP	1	1	1	1	B, D2, D, DE, F, J2, SA	
15	50619-098-000	SPRING, STEP ARM	2	2	2	2	B, D2, D, DE, F, J2, SA	
16	50661-051-000	RUBBER, STEP	2	2	2	2	B, D2, D, DE, F, SA	
	95011-21000	RUBBER, STEP	2	2	2	2	B, D2, D, DE, F, J2, SA	
17	90108-223-000	SCREW, SIDE STAND PIVOT	1	1	1	1	B, D2, D, DE, F, J2, SA	
18	92000-08020-0A	BOLT, HEX., 8X20	4	4	4	4	B, D2, D, DE, F, J2, SA	
19	94002-10000-05	NUT, HEX., 10MM	1	1	1	1	B, D2, D, DE, F, J2, SA	
20	94101-05000	WASHER, PLAIN, 5MM	1	1	1	1	B, D2, D, DE, F, J2, SA	
21	94101-08000	WASHER, PLAIN, 8MM	2	2	2	2	B, D2, D, DE, F, J2, SA	
22	94101-14000	WASHER, PLAIN, 14MM	1	1	1	1	B, D2, D, DE, F, J2, SA	
23	94111-08000	WASHER, SPRING, 8MM	4	4	4	4	B, D2, D, DE, F, J2, SA	
24	94201-16150	PIN, SPLIT, 1.6X15	3	3	3	3	B, D2, D, DE, F, J2, SA	
25	94201-30250	PIN, SPLIT, 3.0X25	1	1	1	1	B, D2, D, DE, F, J2, SA	
26	96211-10000	BALL, STEEL, #10 (5/16)	2	2	2	2	B, D2, D, DE, F, J2, SA	

F-13 Rear fender

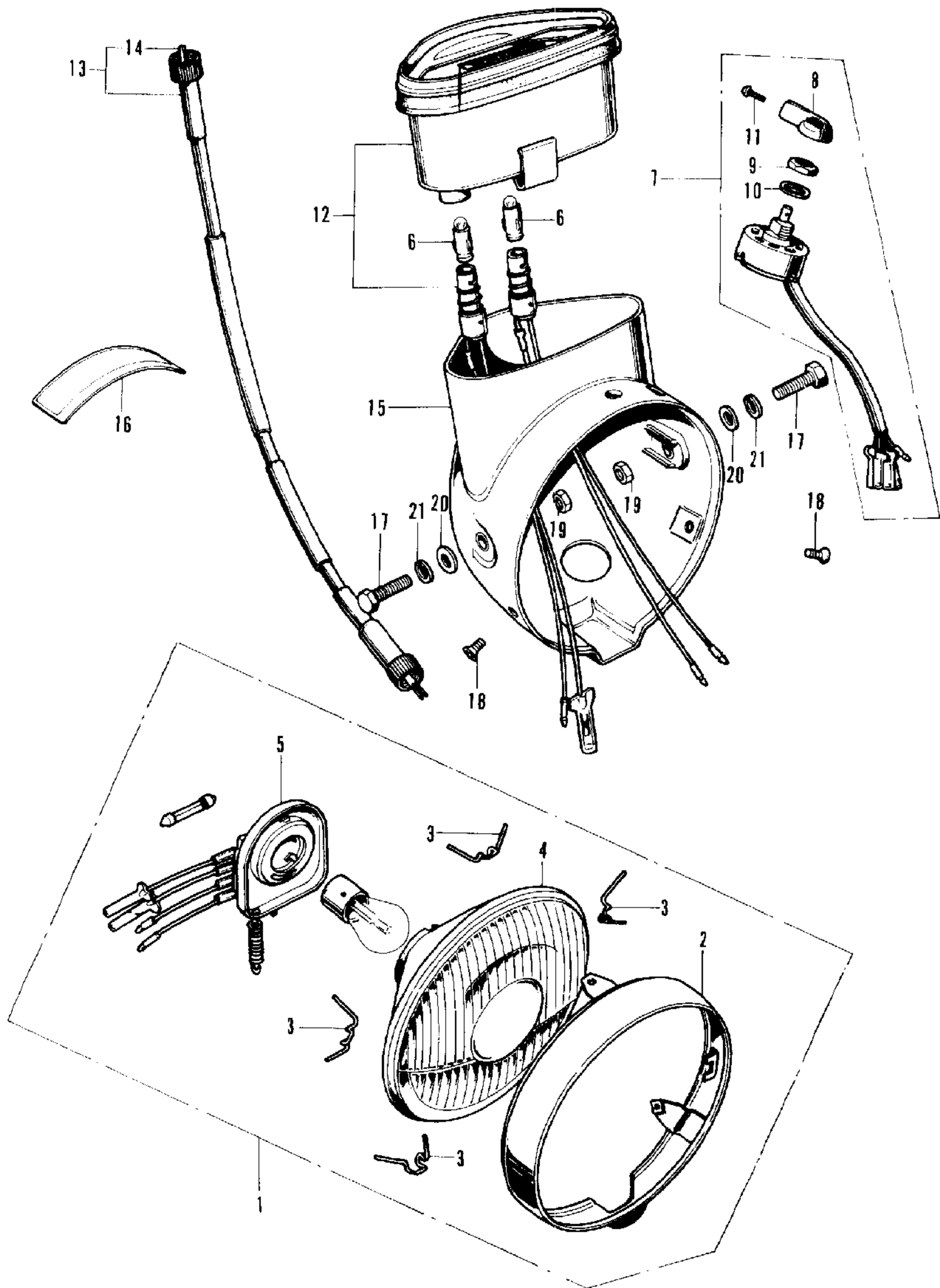


B098- 33

F-13 Rear fender

Ref. No.	Part No.	Description	Reqd. No.				Serial No.	Area code
			ST 50	ST K3	ST 70	ST K3		
1	80100-09B-670XW	FENDER COMP., RR.	1	1	1	1	B, D2, D, DE, F, SA	
2	80100-09B-690AB	FENDER COMP., RR.	1	1	1	1	D1, E, ED, J2, J, N, U	
3	92000-06010	BOLT, HEX., 6X10	4	4	4	4		
4	94101-06000	WASHER, PLAIN, 6MM	4	4	4	4		

F-14 Headlight • Speedometer (B, DE and F)

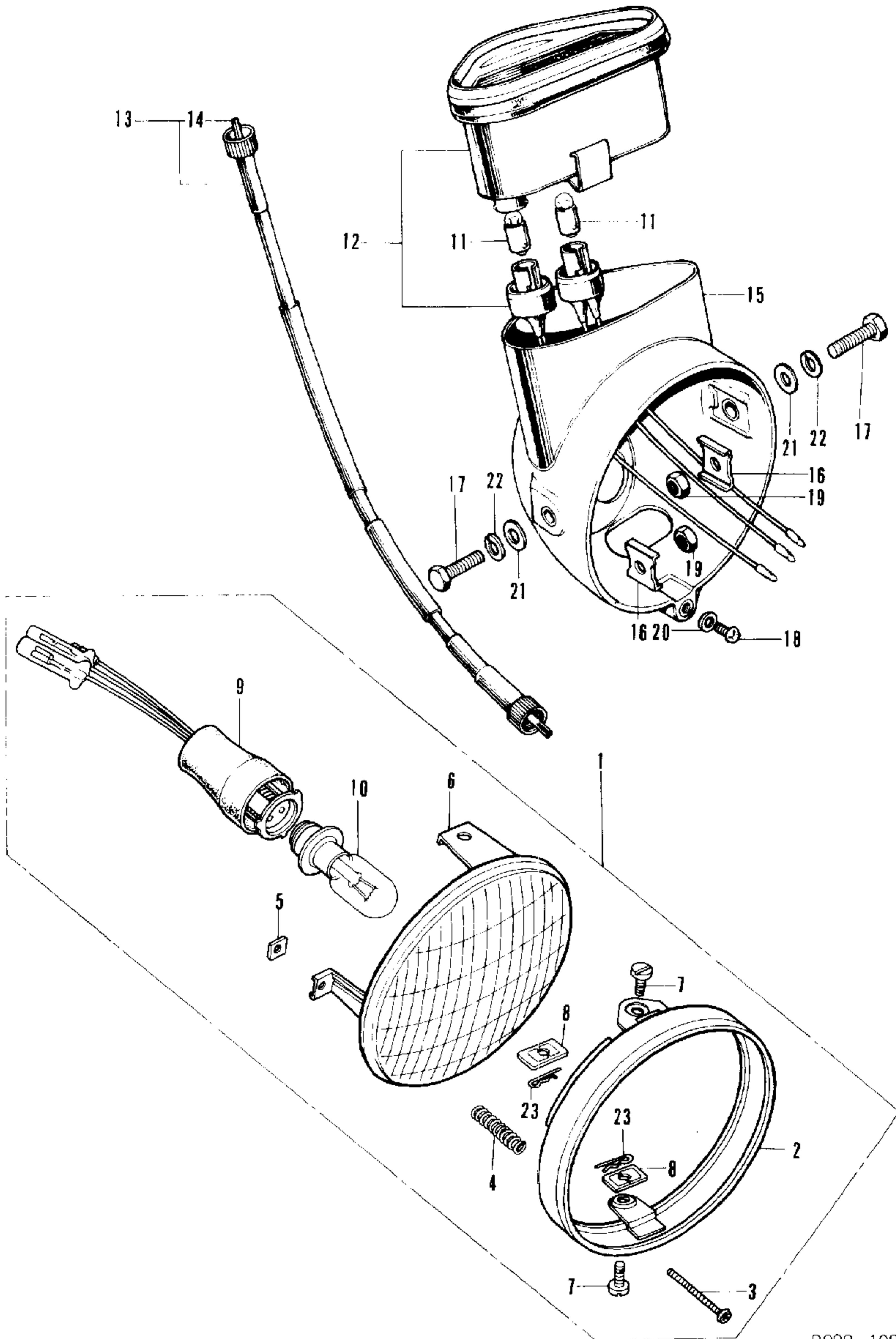


B098-44

F-14 Headlight • Speedometer (B, DE and F)

Ref. No.	Part No.	Description	Reqd. No.				Serial No.	Area code
			ST 50	ST 70	K3	K3		
1	33100-051-622	HEADLIGHT ASSY.	1	1	1	1	B,DE,F	
2	33101-051-622	RIM, HEADLIGHT	1	1	1	1	B,DE,F	
3	33108-028-013	SPRING, UNIT HOLDER	4	4	4	4	B,DE,F	
4	33121-051-621	HEADLIGHT UNIT	1	1	1	1	B,DE,F	
5	33130-051-621	SOCKET, HEADLIGHT	1	1	1	1	B,DE,F	
6	34908-001-000	BULB, SPEEDOMETER (6VL,5W)	2	2	2	2	B,DE,F	
7	35150-098-620	SWITCH ASSY., LIGHTING	1	1	1	1	B,DE,F	
8	35151-292-751	KNOB, LIGHTING SWITCH	1	1	1	1	B,DE,F	
9	35152-268-000	NUT, LIGHTING SWITCH	1	1	1	1	B,DE,F	
10	35153-268-000	WASHER, LIGHTING SWITCH	1	1	1	1	B,DE,F	
11	35154-268-000	SCREW, LIGHTING SWITCH SET	1	1	1	1	B,DE,F	
12	37200-098-620	SPEEDOMETER ASSY. 37200-098-621	1				522712 B F	
	37200-098-621	SPEEDOMETER ASSY.	1				522712 B 570068 F	
	37200-098-622	SPEEDOMETER ASSY. (KPH NIPPON SEIKI)		1		570069	F	
	37200-098-750	SPEEDOMETER ASSY.	1				F	
	37200-098-751	SPEEDOMETER ASSY. (KPH NIPPON SEIKI)	1			522713	549159 B 549159 DE	
				1			B,DE	
13	44830-098-000	CABLE ASSY., SPEEDOMETER	1	1			B,DE,F	
				1			6125332 B,DE 6108322 F	
	44830-126-700	CABLE ASSY., SPEEDOMETER	1			6125333 6108323	B,DE F	
14	44831-098-000	CABLE, SPEEDOMETER INNER	1	1	1	1	B,DE,F	
15	61301-051-620CM	CASE, HEADLIGHT	1	1	1	1	B,DE,F	
	61301-051-620CN	CASE, HEADLIGHT	1	1	1	1	B,F DE	
	61301-051-620CQ	CASE, HEADLIGHT	1		1		B,F	
	61301-051-620LS	CASE, HEADLIGHT	1		1		B,DE,F	
	61301-051-620NL	CASE, HEADLIGHT	1				B,DE	
	61301-051-620WF	CASE, HEADLIGHT (WHITE DAX) (WHITE DAX) (WHITE DAX)	1			537164	B DE F	
				1		550098	F	
	61301-051-620ZA	CASE, HEADLIGHT *YR-26*		1	1		B,DE,F	
	61301-051-620ZB	CASE, HEADLIGHT *J-31*		1	1		B,DE,F	
	61301-051-620ZD	CASE, HEADLIGHT *NH-45*		1	1		B,DE,F	
16	87560-323-621A	MARK, DRIVE CAUTION	1				B DE	
			1	1			B F	
				1	1	543356	6113527 F	
	87560-323-621B	MARK, DRIVE CAUTION	1				B DE	
			1	1			B F	
				1	1	550098	6113527 F	
	87560-124-620A	MARK, DRIVE CAUTION (FRENCH)			1	6113528	F	
	87560-124-620B	MARK, DRIVE CAUTION (FRENCH)			1	6113528	F	
17	92000-08025-08	BCLT, HEX., 8X25	2	2	2	2	B,DE,F	
18	93700-05012-08	SCREW, OVAL, 5X12	3	3	3	3	B,DE,F	
19	94030-08000	NUT, HEX., 8MM	2	2	2	2	B,DE,F	
20	94101-08000	WASHER, PLAIN, 8MM	2	2	2	2	B,DE,F	
21	94111-08000	WASHER, SPRING, 8MM	2	2	2	2	B,DE,F	

F-14-1 Headlight • Speedometer (ST50-E)

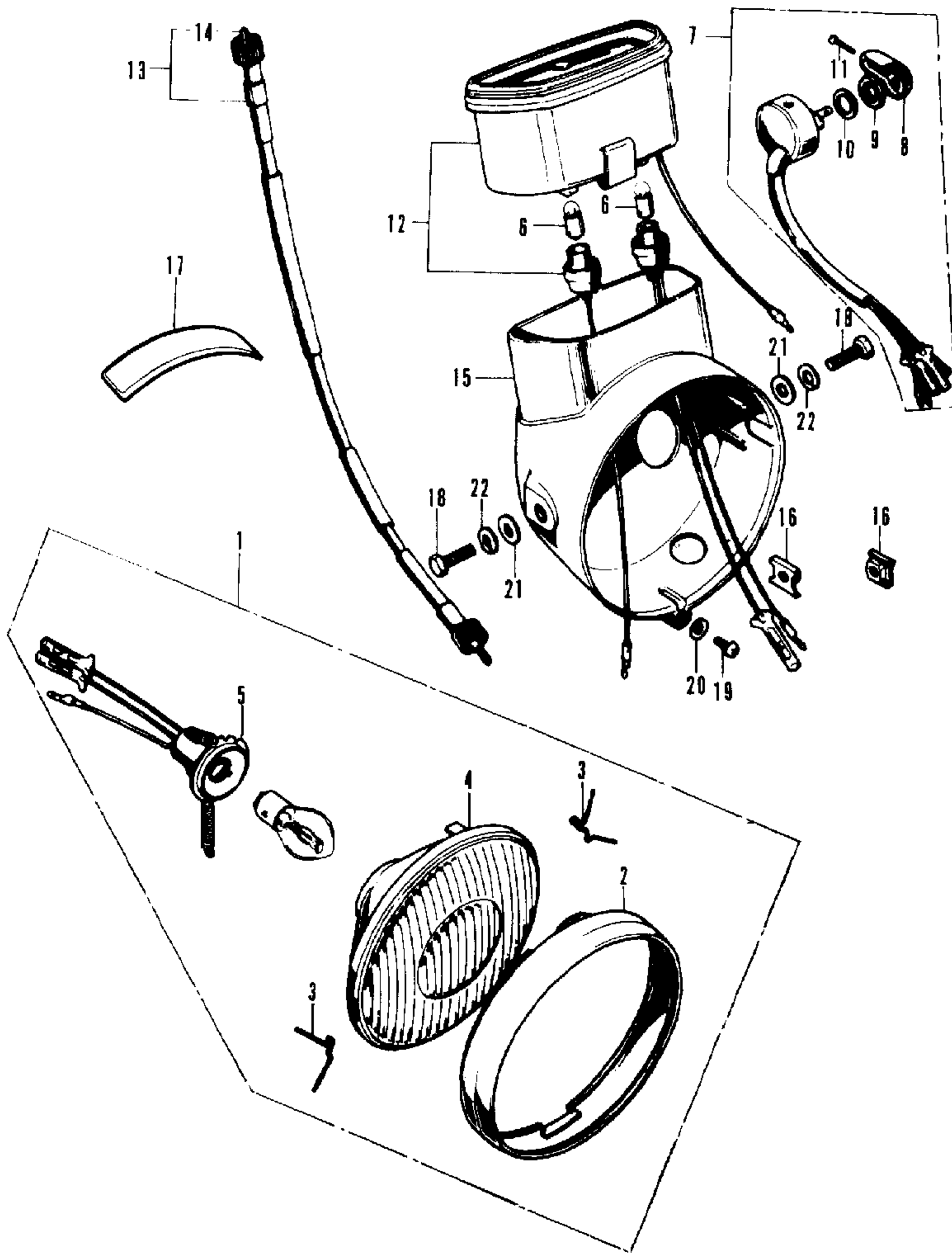


B098 108

F-14-1 Headlight • Speedometer (ST50-E)

Ref. No.	Part No.	Description	Reqd. No.		Serial No.	Area code
			ST 50	ST 70		
1	33100-089-671	HEADLIGHT ASSY.	1			E
2	33101-028-672	RIM, HEADLIGHT	1			E
3	33102-041-670	SCREW, HEADLIGHT BEAM ADJUSTING	1			E
4	33107-030-003	SPRING, HEADLIGHT BEAM ADJUSTING (STANLEY)	1			E
5	33117-041-003	NUT, BEAM ADJUSTING (STANLEY)	1			E
6	33120-089-671	HEADLIGHT UNIT	1			E
7	33125-292-670	SCREW, UNIT HOLDER	2			E
8	33128-292-670	NUT, UNIT HOLDER	2			E
9	33130-028-671	SOCKET ASSY., HEADLIGHT	1			E
10	34901-001-671	BULB, HEADLIGHT (6V15/15W)	1			E
11	34908-230-000	BULB, SPEEDOMETER (6V1.7W)	2			E
12	37200-098-671	SPEEDOMETER ASSY. (MPH)	1			E
13	44830-098-000	CABLE ASSY., SPEEDOMETER	1			E
14	44831-098-000	CABLE, SPEEDOMETER INNER	1			E
15	61301-056-671CM	CASE, HEADLIGHT	1			E
	61301-056-671CN	CASE, HEADLIGHT	1			E
16	61303-229-000	WASHER, HEADLIGHT CASE	2			E
17	92000-08025-08	BOLT, HEX., 8X25	2			E
18	93500-05012-0A	SCREW, PAN, 5X12	1			E
19	94001-08000-05	NUT, HEX., 8MM	2			E
20	94101-05000	WASHER, PLAIN, 5MM	1			E
21	94101-08000	WASHER, PLAIN, 8MM	2			E
22	94111-08000	WASHER, SPRING, 8MM	2			E
23	94251-05000	PIN, LOCK, 5MM	2			E

F-14-2 Headlight - Speedometer (ED, G and N)

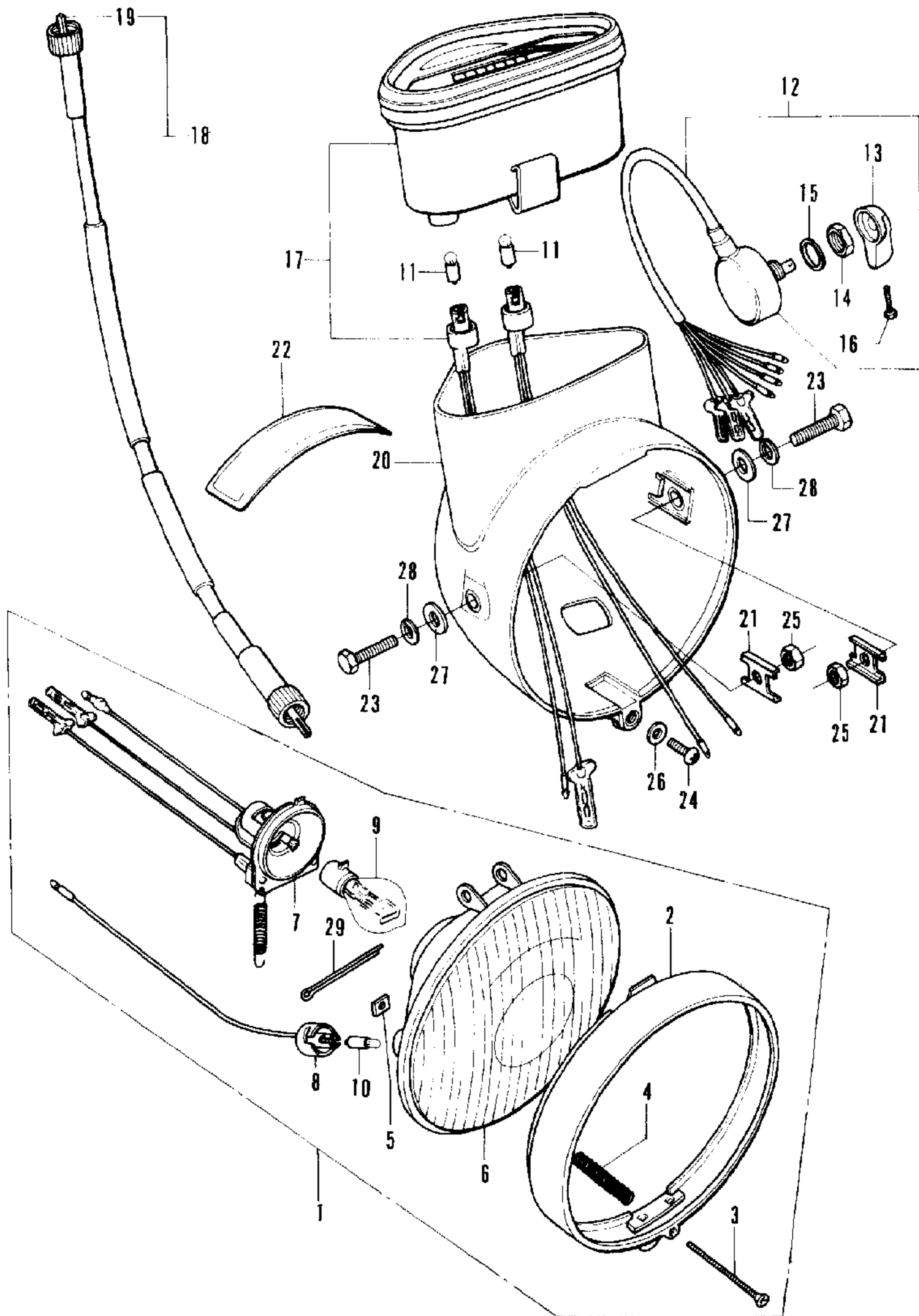


B098 43

F-14-2 Headlight • Speedometer (ED, G and N)

Ref. No.	Part No.	Description	Reqd. No.		Serial No.	Area code
			ST 50	ST 70		
1	33100-051-020	HEADLIGHT ASSY.	1	1		ED, G, N
2	33101-237-600	RIM, HEADLIGHT	1	1		ED, G, N
3	33115-051-023	SPRING, HOLDER	3	3		ED, G, N
4	33120-051-023	HEADLIGHT UNIT	1	1		ED, G, N
5	33130-051-023	SOCKET ASSY., HEADLIGHT	1	1		ED, G, N
6	34908-230-000	BULB, SPEEDOMETER (6VL7W)	2	2		ED, G, N
7	35150-098-611	SWITCH ASSY., LIGHTING	1	1		ED, G, N
8	35151-292-751	KNOB, LIGHTING SWITCH	1	1		ED, G, N
9	35152-268-000	NUT, LIGHTING SWITCH	1	1		ED, G, N
10	35153-268-000	WASHER, LIGHTING SWITCH	1	1		ED, G, N
11	35154-268-000	SCREW, LIGHTING SWITCH SET	1	1		ED, G, N
12	37200-098-610	SPEEDOMETER ASSY. 37200-098-611	1	1		ED, G, N
	37200-098-611	SPEEDOMETER ASSY. (KPH)	1	1		ED, G, N
13	44830-098-000	CABLE ASSY., SPEEDOMETER	1	1		ED, G, N
14	44831-098-000	CABLE, SPEEDOMETER INNER	1	1		ED, G, N
15	61301-230-681CM	CASE, HEADLIGHT	1	1		ED, G, N
	61301-230-681CN	CASE, HEADLIGHT	1	1		ED, G
	61301-230-681CQ	CASE, HEADLIGHT	1			ED, G
	61301-230-681LS	CASE, HEADLIGHT	1			ED, G, N
	61301-230-681NL	CASE, HEADLIGHT	1			ED, G, N
	61301-230-681WF	CASE, HEADLIGHT (WHITE OAX) (WHITE OAX)	1 1		148111	ED N
16	61303-105-000	NUT, HEADLIGHT CASE	2	2		ED, G, N
17	87560-323-611A	MARK, DRIVE CAUTION	1		144064	;
	87560-323-611B	MARK, DRIVE CAUTION	1			;
	87560-323-670A	MARK, DRIVE CAUTION	1		144064	ED, N
	87560-323-670B	MARK, DRIVE CAUTION	1			ED, N
18	92000-08025-08	BOLT, HEX., 8X25	2	2		ED, G, N
19	93500-05012-0A	SCREW, PAN, 5X12	1	1		ED, G, N
20	94101-05000	WASHER, PLAIN, 5MM	1	1		ED, G, N
21	94101-08000	WASHER, PLAIN, 8MM	2	2		ED, G, N
22	94111-08000	WASHER, SPRING, 8MM	2	2		ED, G, N

F-14-3 Headlight · Speedometer (ST70-E)

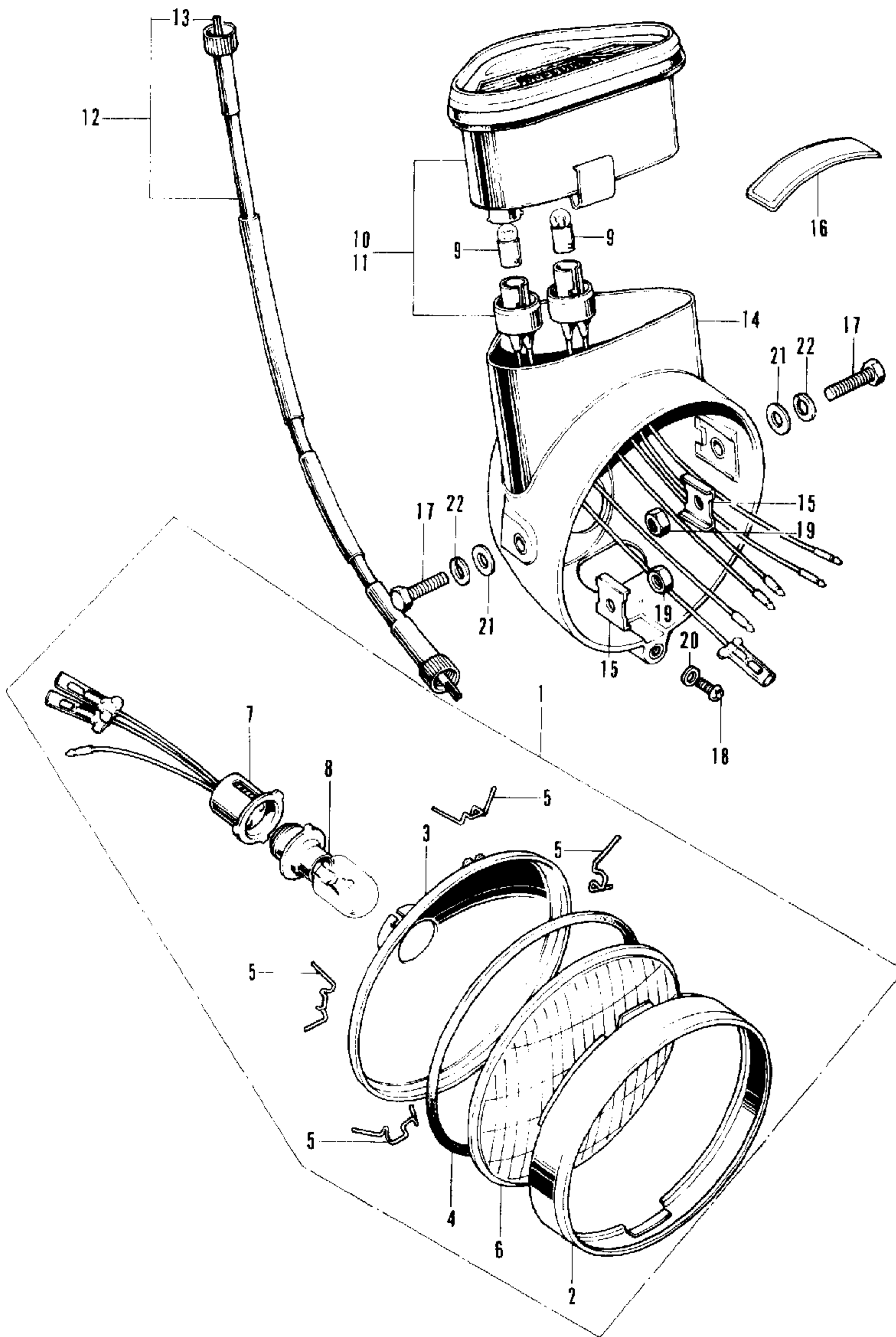


B098-48

F-14-3 Headlight • Speedometer (ST70-E)

Ref. No.	Part No.	Description	Reqd. No.				Serial No.	Area code
			ST 50	ST 70	K3	K3		
1	33100-028-600	HEADLIGHT ASSY. (6V 25/25W)	1	1			E	
2	33101-030-600	RIM, HEADLIGHT	1	1			E	
3	33102-001-003	SCREW, HEADLIGHT BEAM ADJUSTING (STANLEY)	1	1			E	
4	33107-030-003	SPRING, HEADLIGHT BEAM ADJUSTING (STANLEY)	1	1			E	
5	33117-001-003	NUT, HEADLIGHT BEAM ADJUSTING (STANLEY)	1	1			E	
6	33120-030-600	HEADLIGHT UNIT	1	1			E	
7	33130-030-600	SOCKET, HEADLIGHT	1	1			E	
9	33170-268-000	SOCKET, MARKER LIGHT	1	1			E	
9	34901-030-600	BULB, HEADLIGHT (6V25/25W)	1			152748	E	
	34901-098-941	BULB, HEADLIGHT (LOCAL PROCUREMENT PART)	1			152749	E	
				1			E	
10	34902-202-600	BULB, DASH (6V 4W) (LOCAL PROCUREMENT PART)	1			152748	E	
	34903-383-611	BULB, POSITION (6V4W) (LOCAL PROCUREMENT PART)	1			152749	E	
				1			E	
11	34908-230-000	BULB, SPEEDOMETER (6V1.7W)	2	2			E	
12	35150-098-630	SWITCH ASSY., LIGHTING	1	1			E	
13	35151-292-751	KNOB, LIGHTING SWITCH	1	1			E	
14	35152-268-000	NUT, LIGHTING SWITCH	1	1			E	
15	35153-268-000	WASHER, LIGHTING SWITCH	1	1			E	
16	35154-268-000	SCREW, LIGHTING SWITCH SET	1	1			E	
17	37200-098-630	SPEEDOMETER ASSY. (MPH)	1			152533	E	
	37200-098-631	SPEEDOMETER ASSY. (MPH KPH NIPPONSEIKI)	1			152534	E	
				1			E	
18	44830-098-000	CABLE ASSY., SPEEDOMETER	1	1		6108322	E	
	44830-126-700	CABLE ASSY., SPEEDOMETER		1		6108323	E	
19	44831-098-000	CABLE, SPEEDOMETER INNER	1	1			E	
20	61301-056-671CM	CASE, HEADLIGHT	1			152228	E	
	61301-056-671CN	CASE, HEADLIGHT	1			142573	E	
	61301-056-671NL	CASE, HEADLIGHT	1			142574	152228	
	61301-056-671WF	CASE, HEADLIGHT (WHITE DAX)	1				152228	
	61301-056-672ZA	CASE, HEADLIGHT *R-40*	1			152229	E	
				1			E	
	61301-056-672ZB	CASE, HEADLIGHT *PB-5C-S*	1			152229	E	
	61301-056-672ZC	CASE, HEADLIGHT *NH-24*	1			152229	E	
	61301-056-672ZH	CASE, HEADLIGHT *J-31*		1			E	
	61301-056-672ZK	CASE, HEADLIGHT *YR-26*		1			E	
	61301-056-672ZM	CASE, HEADLIGHT *NH-45*		1			E	
	61301-056-672ZQ	CASE, HEADLIGHT *PB-3C*		1			E	
21	61303-229-000	WASHER, HEADLIGHT CASE	2	2			E	
22	87560-323-670A	MARK, DRIVE CAUTION	1	1			E	
	87560-323-670B	MARK, DRIVE CAUTION		1			E	
23	92000-08025-0B	BOLT, HEX., 8X25	2	2			E	
24	93500-05012-0B	SCREW, PAN, 5X12	1	1			E	
25	94001-08000-05	NUT, HEX., 8MM	2	2			E	
26	94101-05000	WASHER, PLAIN, 5MM	1	1			E	
27	94101-08000	WASHER, PLAIN, 8MM	2	2			E	
28	94111-08000	WASHER, SPRING, 8MM	2	2			E	
29	94201-30300	PIN, SPLIT, 3.0X30	1	1			E	

F-14-4 Headlight - Speedometer (D1, D2, D, SA and U)

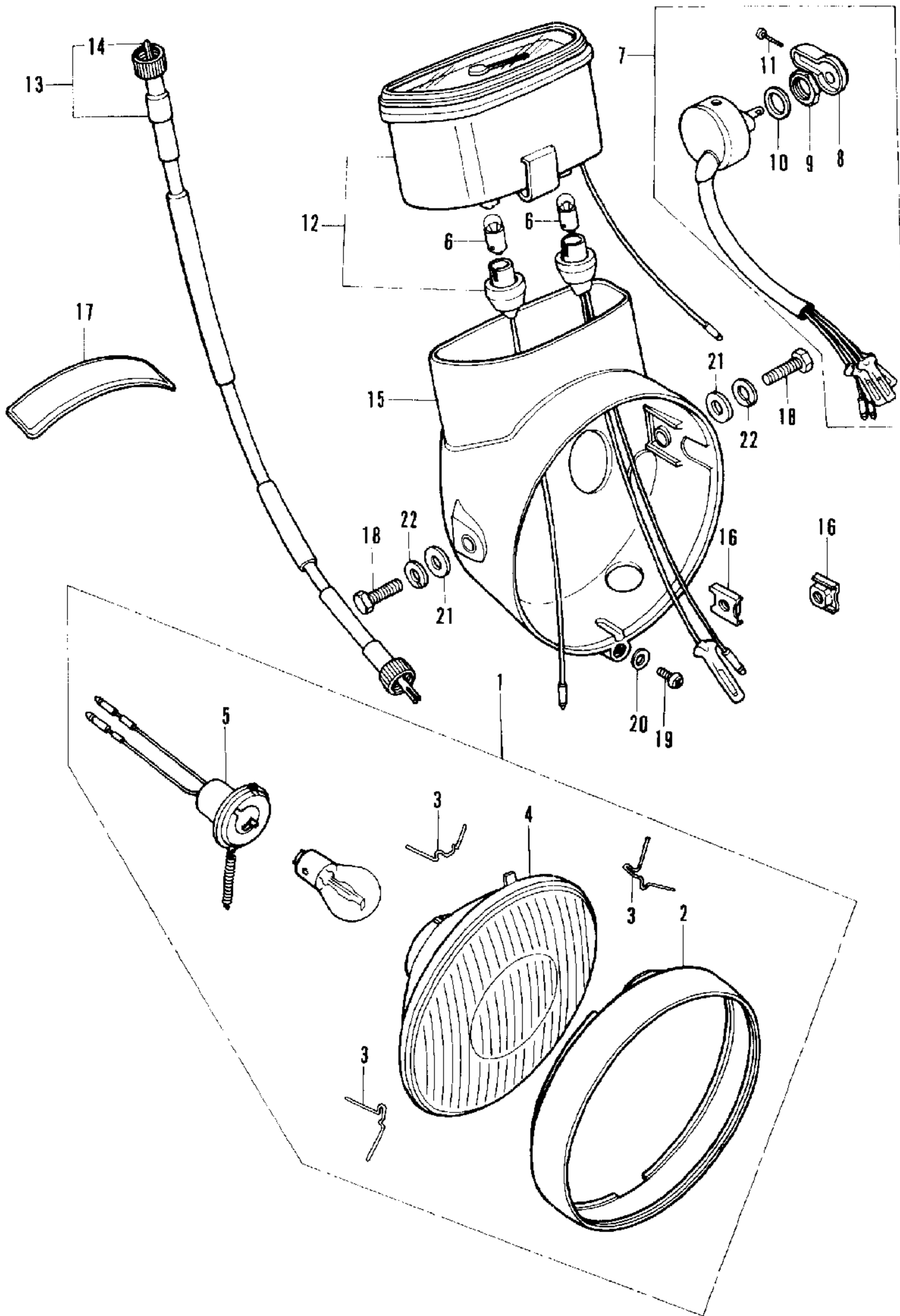


B098-31A

F-14-4 Headlight • Speedometer (D1, D2, D, SA and U)

Ref. No.	Part No.	Description	Reqd. No.				Serial No.	Area code
			ST 50	ST 70	K3	K3		
1	33100-051-650	HEADLIGHT ASSY.	1	1			D1, D2, D, SA, U	
2	33101-028-013	RIM, HEADLIGHT	1	1			D1, D2, D, SA, U	
3	33104-028-003	REFLECTOR, HEADLIGHT	1	1			D1, D2, D, SA, U	
4	33105-028-003	PACKING, HEADLIGHT LENS	1	1			D1, D2, D, SA, U	
5	33108-028-013	SPRING, UNIT HOLDER	4	4			D1, D2, D, SA, U	
6	33121-028-013	LENS, HEADLIGHT	1	1			D1, D2, D, SA, U	
7	33130-051-650	SOCKET ASSY., HEADLIGHT	1	1			D1, D2, D, SA, U	
8	34901-001-023	BULB, HEADLIGHT (6V15/15W) (STANLEY)	1	1			D1, D2, D, SA, U	
9	34902-230-000	BULB, SPEEDOMETER (6V1.7W)	2	2			D1, D2, D, SA, U	
10	37200-098-000	SPEEDOMETER ASSY.	1	1			D1, D2, D, SA	
11	37200-098-681	SPEEDOMETER ASSY.	1	1			D1, D2, D, SA, U	
12	44830-098-000	CABLE ASSY., SPEEDOMETER	1	1		6108322	D1, D2, U	
	44830-126-700	CABLE ASSY., SPEEDOMETER	1	1	6108323		D, SA	
13	44831-098-000	CABLE, SPEEDOMETER INNER	1	1			D1, D2, D, SA, U	
14	61301-056-671CM	CASE, HEADLIGHT	1	1		569810	D2 D1, U	
	61301-056-671CN	CASE, HEADLIGHT	1	1		143253 569810	U D2 D1	
	61301-056-671CQ	CASE, HEADLIGHT	1	1		143253 569810	U D2 D1	
	61301-056-671LS	CASE, HEADLIGHT	1	1	143254	569810	U D2 D1	
	61301-056-671NL	CASE, HEADLIGHT	1	1	143254	569810	U D2 D1	
	61301-056-671WF	CASE, HEADLIGHT (WHITE DAX)	1	1	542081	569810	D2	
	61301-056-672ZA	CASE, HEADLIGHT *R-4C*	1	1	569811		D2 D, SA	
	61301-056-672ZB	CASE, HEADLIGHT *PB-5C-S*	1	1	569811		D2	
	61301-056-672ZC	CASE, HEADLIGHT *NH-24*	1	1	569811		D2	
	61301-056-672ZD	CASE, HEADLIGHT *Y-1C-S*	1	1	569811		D2	
	61301-056-672ZH	CASE, HEADLIGHT *J-31*	1	1			D, SA	
	61301-056-672ZK	CASE, HEADLIGHT *YR-26*	1	1			D, SA	
	61301-056-672ZM	CASE, HEADLIGHT *NH-45*	1	1			D, SA	
	61301-056-672ZQ	CASE, HEADLIGHT *PB-3C*	1	1	569811		D2 D, SA	
	61301-056-672ZR	CASE, HEADLIGHT *Y-2C*	1	1	569811		D2 D, SA	
15	61303-229-000	WASHER, HEADLIGHT CASE	2	2			D1, D2, D, SA, U	
16	87560-323-670A	MARK, DRIVE CAUTION	1	1	136544 543356		D1, U D2 D, SA	
	87560-323-670B	MARK, DRIVE CAUTION	1	1	136544 543356		D1, U D2 D, SA	
17	92000-08025-08	BELT, HEX., 8X25	2	2			D1, D2, D, SA, U	
18	93500-05012-0A	SCREW, PAN, 5X12	1	1			D1, D2, D, SA, U	
19	94001-08070-0S	NUT, HEX., 8MM	2	2			D1, D2, D, SA, U	
20	94101-05000	WASHER, PLAIN, 5MM	1	1			D1, D2, D, SA, U	
21	94101-08070	WASHER, PLAIN, 8MM	2	2			D1, D2, D, SA, U	
22	94111-08070	WASHER, SPRING, 8MM	2	2			D1, D2, D, SA, U	

F-14-5 Headlight • Speedometer (ST50-G2 and ST50K3-G)

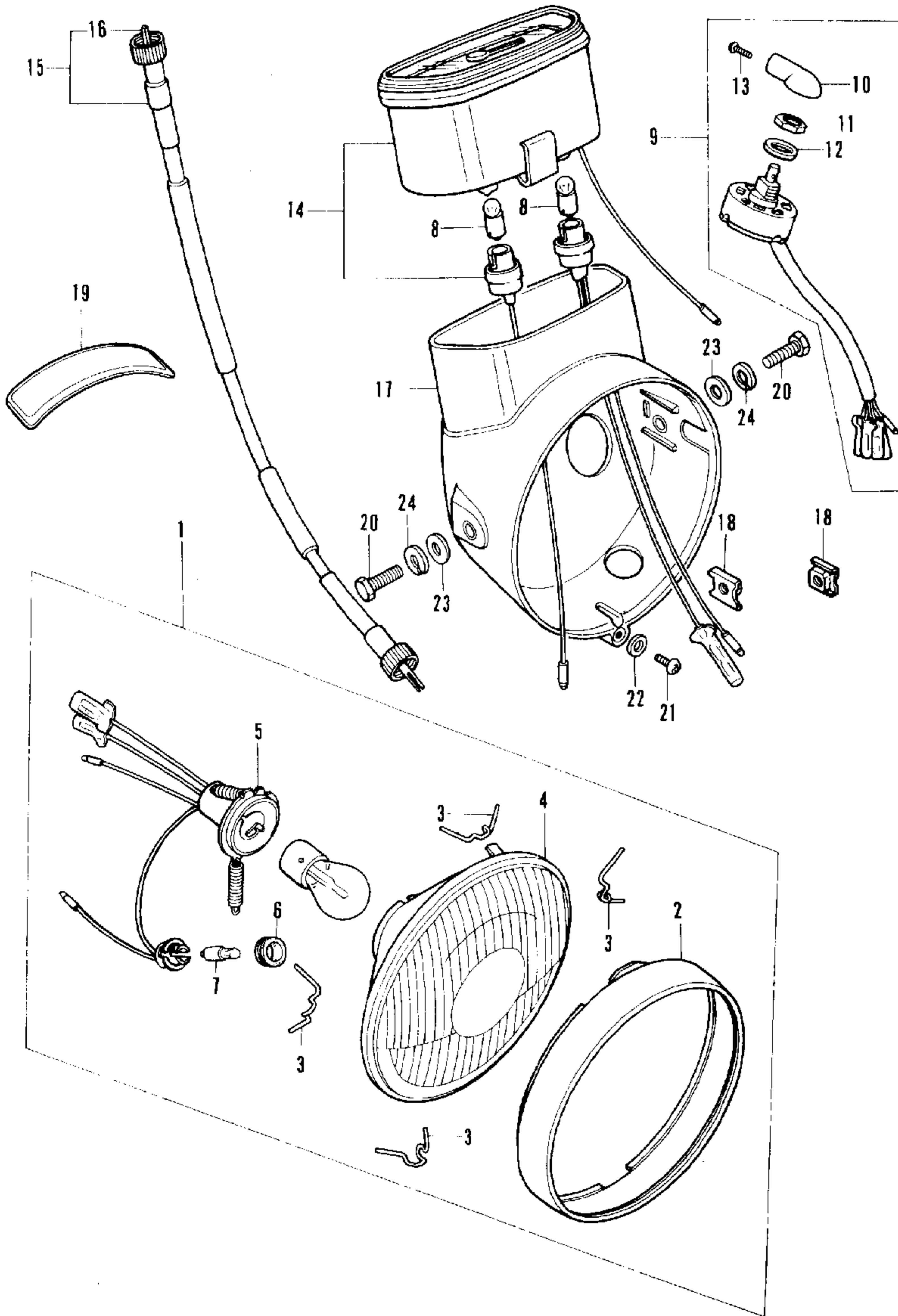


B098-109

F-14-5 Headlight • Speedometer (ST50-G2 and ST50K3-G)

Ref. No.	Part No.	Description	Reqd. No.				Serial No.	Area code
			ST 50	ST 70	K3	K3		
1	33100-098-642	HEADLIGHT ASSY.	1				108628 32	
	33100-130-611	HEADLIGHT ASSY. (6V 15W)	1			108629	32	
2	33101-098-641	RIM, HEADLIGHT	1				108628 32	
	33101-130-611	RIM, HEADLIGHT	1			108629	32	
3	33115-050-910	SPRING, HEADLIGHT UNIT SETTING	3				32	
4	33120-098-642	HEADLIGHT UNIT	1				108628 32	
	33120-130-611	HEADLIGHT UNIT	1			108629	32	
5	33130-098-642	SOCKET, HEADLIGHT	1				108628 32	
	33130-130-611	SOCKET COMP., HEADLIGHT	1			108629	32	
6	34908-230-000	BULB, SPEEDOMETER (6V1.7W)	2				32	
7	35150-098-611	SWITCH ASSY., LIGHTING	1				32	
8	35151-292-751	KNOB, LIGHTING SWITCH	1				32	
9	35152-268-000	NUT, LIGHTING SWITCH	1				32	
10	35153-268-000	WASHER, LIGHTING SWITCH	1				32	
11	35154-268-000	SCREW, LIGHTING SWITCH SET	1				32	
12	37200-098-641	SPEEDOMETER ASSY.	1				32	
13	44830-098-000	CABLE ASSY., SPEEDOMETER	1				32	
	44830-126-700	CABLE ASSY., SPEEDOMETER	1			6125332	32	
14	44831-098-000	CABLE, SPEEDOMETER INNER	1			6125333	32	
15	61301-230-681CM	CASE, HEADLIGHT	1				32	
	61301-230-681CN	CASE, HEADLIGHT	1				32	
	61301-230-681CQ	CASE, HEADLIGHT	1				32	
	61301-230-681LS	CASE, HEADLIGHT	1				32	
	61301-230-681NL	CASE, HEADLIGHT	1				32	
	61301-230-681ZA	CASE, HEADLIGHT *3-31*	1				32	
	61301-230-681ZB	CASE, HEADLIGHT *YR-26*	1				32	
	61301-230-681ZD	CASE, HEADLIGHT *NH-45*	1				32	
16	61303-105-000	NUT, HEADLIGHT CASE	2				32	
17	87560-323-611A	MARK, DRIVE CAUTION	1				32	
	87560-323-611B	MARK, DRIVE CAUTION	1				32	
18	92000-08025-08	BOLT, HEX., 8X25	2				32	
19	93500-05012-0A	SCREW, PAN, 5X12	1				32	
20	94101-05000	WASHER, PLAIN, 5MM	1				32	
21	94101-08000	WASHER, PLAIN, 8MM	2				32	
22	94111-08000	WASHER, SPRING, 8MM	2				32	

F-14-6 Headlight • Speedometer (ST70-G2 and ST70K3-G)

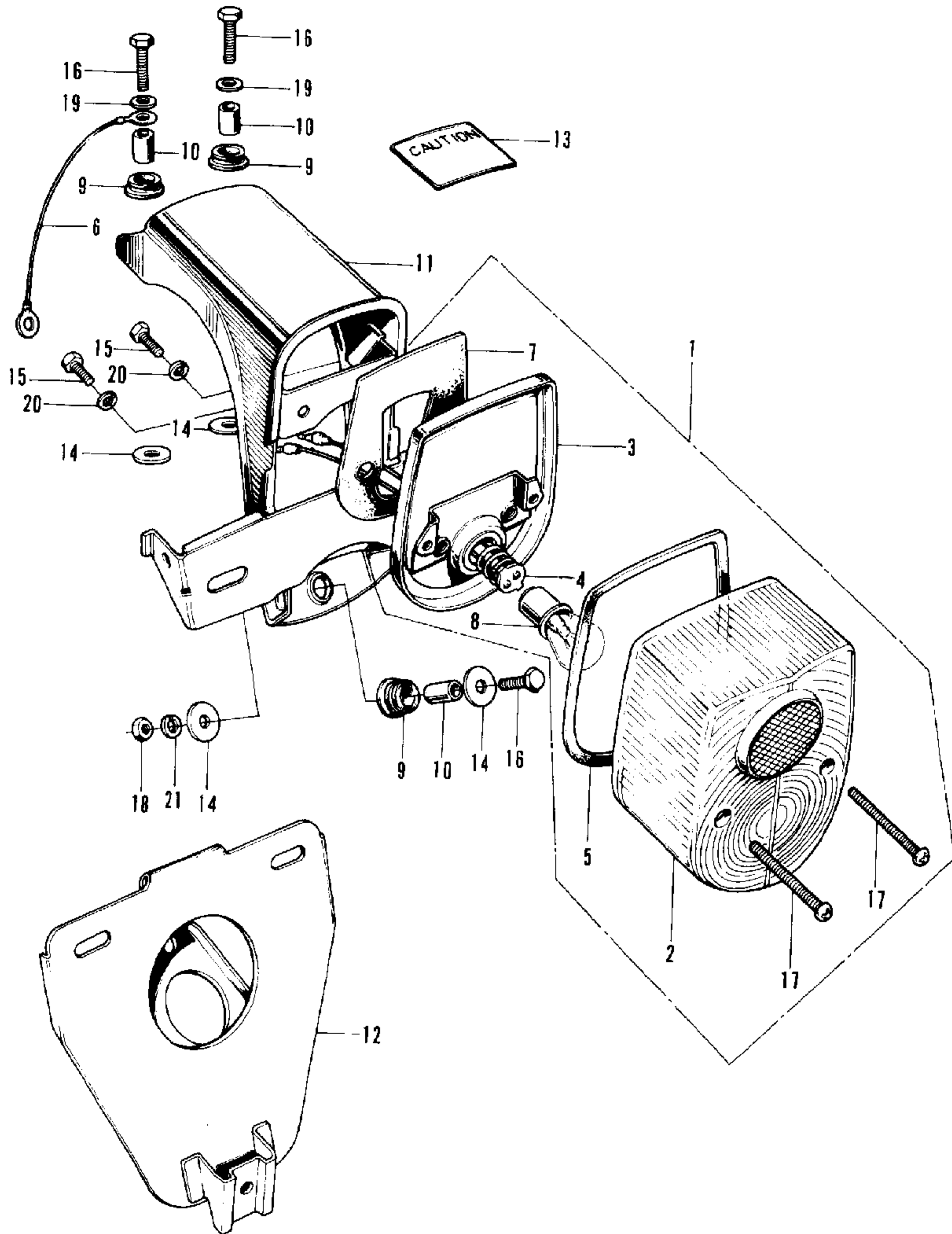


B098 110

F-14-6 Headlight • Speedometer (ST70-G2 and ST70K3-G)

Ref. No.	Part No.	Description	Reqd. No.				Serial No.	Area code
			ST 50	ST 70	K3	K3		
1	33100-098-941	HEADLIGHT ASSY.	1			152298	32	
	33100-098-942	HEADLIGHT ASSY.	1	1		152299	32	
2	33101-237-600	RIM, HEADLIGHT	1	1			32	
3	33108-268-000	SPRING, HEADLIGHT UNIT SETTING	4	4			32	
4	33120-098-941	HEADLIGHT UNIT	1	1			32	
5	33130-098-941	SOCKET, HEADLIGHT	1	1			32	
6	33905-303-003	RUBBER, JOINT	1	1			32	
7	34902-202-600	BULB, DASH (6V 4W) (LOCAL PROCUREMENT PART)	1		1		32	
8	34908-230-000	BULB, SPEEDOMETER (6V 1.7W)	2	2			32	
9	35150-098-620	SWITCH ASSY., LIGHTING	1	1			32	
10	35151-292-751	KNOB, LIGHTING SWITCH	1	1			32	
11	35152-268-000	NUT, LIGHTING SWITCH	1	1			32	
12	35153-268-000	WASHER, LIGHTING SWITCH	1	1			32	
13	35154-268-000	SCREW, LIGHTING SWITCH SET	1	1			32	
14	37200-098-611	SPEEDOMETER ASSY. (KPH)	1	1			32	
15	44830-098-000	CABLE ASSY., SPEEDOMETER	1	1		6108322	32	
	44830-126-700	CABLE ASSY., SPEEDOMETER		1		6108323	32	
16	44831-098-000	CABLE, SPEEDOMETER INNER	1	1			32	
17	61301-230-621CM	CASE, HEADLIGHT	1	1		141824	32	
	61301-230-621CN	CASE, HEADLIGHT		1			32	
	61301-230-621LS	CASE, HEADLIGHT	1			141824	32	
	61301-230-621NL	CASE, HEADLIGHT	1			141824	32	
	61301-230-621WF	CASE, HEADLIGHT (WHITE DASH)	1				32	
	61301-230-621ZA	CASE, HEADLIGHT *3-31*		1			32	
	61301-230-621ZB	CASE, HEADLIGHT *YR-26*		1			32	
	61301-230-621ZD	CASE, HEADLIGHT *NH-45*		1			32	
18	61303-105-000	NUT, HEADLIGHT CASE	2	2			32	
19	87560-323-611A	MARK, DRIVE CAUTION	1	1			32	
	87560-323-611B	MARK, DRIVE CAUTION	1	1			32	
20	92000-C8025-08	BOLT, HEX., 8X25	2	2			32	
21	93500-05012-0A	SCREW, PAN, 5X12	1	1			32	
22	94101-05000	WASHER, PLAIN, 5MM	1	1			32	
23	94101-08000	WASHER, PLAIN, 8MM	2	2			32	
24	94111-08000	WASHER, SPRING, 8MM	2	2			32	

F-15 Taillight (B, D1, D2, D, DE, F, SA and U)

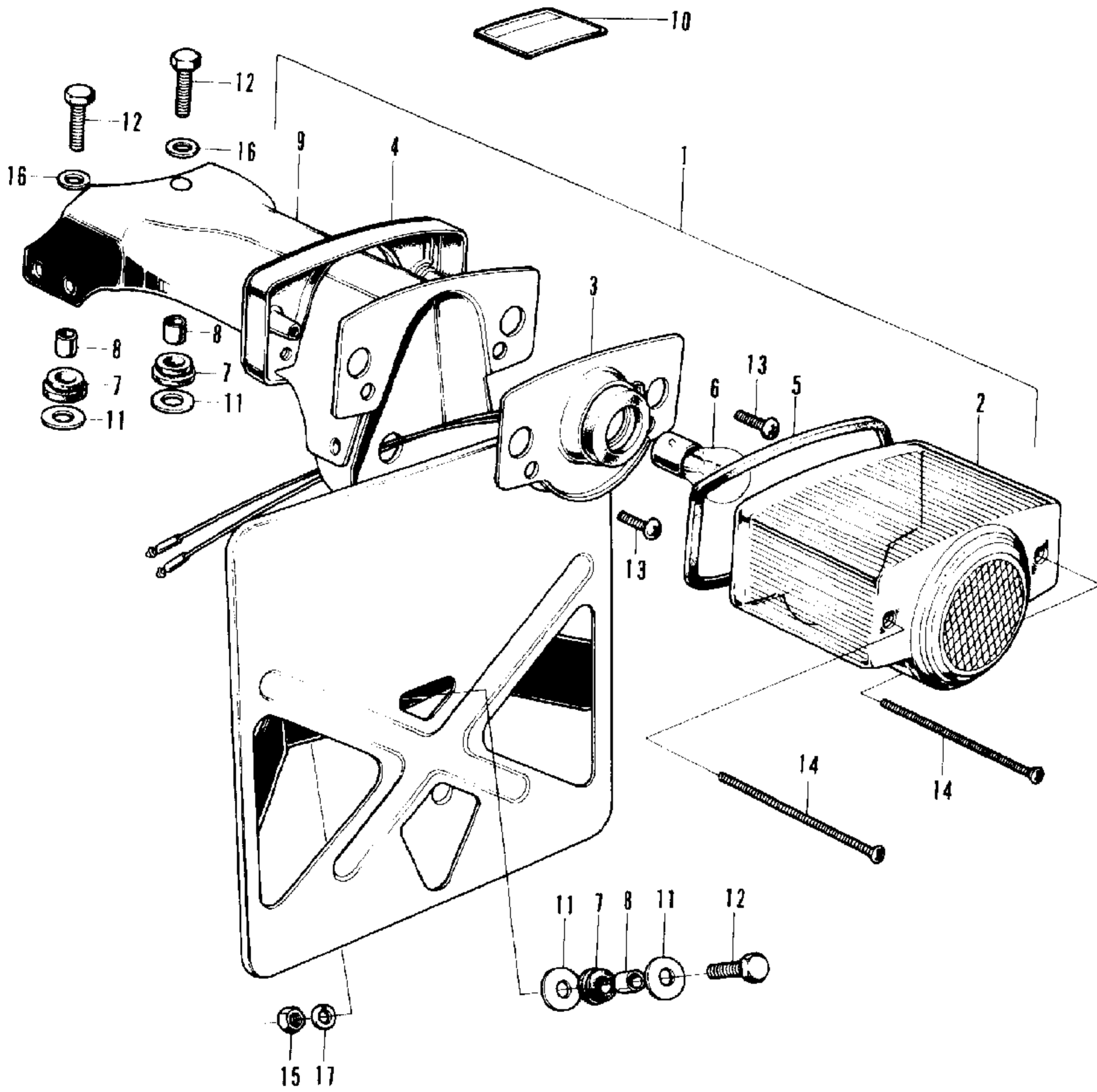


B098--34A

F-15 Taillight (B, D1, D2, D, DE, F, SA and U)

Ref. No.	Part No.	Description	Reqd. No.				Serial No.	Area code
			ST 50	K3	ST 70	K3		
1	33701-045-690	TAILLIGHT UNIT	1	1	1	1	B,D1,D2,D,DE,F,SA,U	
2	33702-045-690	LENS, TAILLIGHT	1	1	1	1	B,D1,D2,D,DE,F,SA,U	
3	33703-098-003	BASE, TAILLIGHT (STANLEY)	1	1	1	1	B,D1,D2,D,DE,F,SA,U	
4	33708-098-000	CORD COMP., TAILLIGHT	1	1	1	1	B,D1,D2,D,DE,F,SA,U	
5	33709-074-671	PACKING, TAILLIGHT LENS	1	1	1	1	B,D1,D2,D,DE,F,SA,U	
6	33712-098-670	CORD, TAILLIGHT EARTH	1	1	1	1	B,D1,D2,D,DE,F,SA,U	
7	33719-074-670	PACKING, TAILLIGHT BASE	1	1	1	1	B,D1,D2,D,DE,F,SA,U	
8	34906-030-010	BULB, STOP & TAILLIGHT (6V10/3W)	1	1	1	1	B,D1,D2,D,DE,F,SA,U	
9	80105-061-000	CUSHION A, RR. FENDER	3	3	3	3	B,D1,D2,D,DE,F,SA,U	
10	80108-061-010	COLLAR A, RR. FENDER	3	3	3	3	B,D1,D2,D,DE,F,SA,U	
11	84701-098-000XW	BRACKET, NUMBER PLATE	1	1	1	1	B,D1,D2,D,DE,F,SA,U	
12	84702-098-6208	PLATE COMP., LICENSE	1	1	1	1	B,DE,F	
13	87508-098-680	MARK, BATTERY CAUTION	1	1	1	1	B,D1,D2,D,DE,SA,U F	
	87506-098-620	MARK, BATTERY CAUTION (FRENCH)			1		6113527 F	
14	90514-700-000	WASHER, TANK COLLAR LOCKING	4	4	4	4	B,D1,D2,D,DE,F,SA,U	
15	92000-05012-0A	BOLT, HEX., 5X12	2	2	2	2	B,D1,D2,D,DE,F,SA,U	
16	92000-06016	BOLT, HEX., 6X16	3	3	3	3	B,D1,D2,D,DE,F,SA,U	
17	93500-04050-0A	SCREW, PAN, 4X50	2	2	2	2	B,D1,D2,D,DE,F,SA,U	
18	94001-06000	NUT, HEX., 6MM	1	1	1	1	B,D1,D2,D,DE,F,SA,U	
19	94101-06000	WASHER, PLAIN, 6MM	2	2	2	2	B,D1,D2,D,DE,F,SA,U	
20	94111-05000	WASHER, SPRING, 5MM	2	2	2	2	B,D1,D2,D,DE,F,SA,U	
21	94111-06000	WASHER, SPRING, 6MM	1	1	1	1	B,D1,D2,D,DE,F,SA,U	

F-15-1 Taillight (ST50-E)

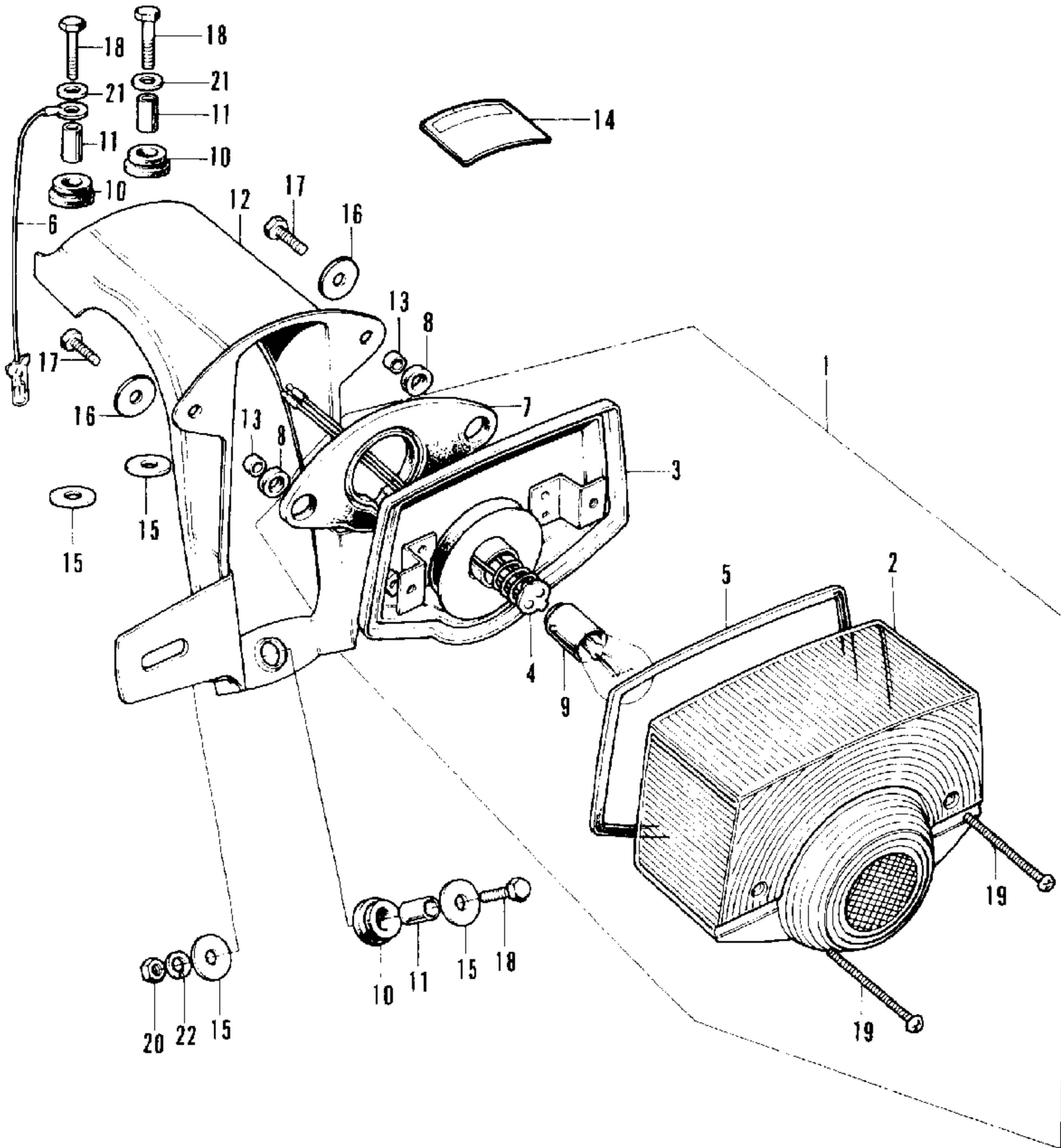


B098-35

F-15-1 Taillight (ST50-E)

Ref. No.	Part No.	Description	Reqd. No.				Serial No.	Area code
			ST 50	ST K3	ST 70	ST K3		
1	33700-098-601	TAILLIGHT ASSY.			1		E	
2	33701-268-600	LENS, TAILLIGHT			1		E	
3	33703-045-000	SOCKET, TAILLIGHT			1		E	
4	33705-045-000	PLATE, TAILLIGHT LENS HOLDER			1		E	
5	33709-268-810	PACKING, TAILLIGHT LENS			1		E	
6	34906-202-830	BULB, TAILLIGHT (6V18/5W) (STANLEY)			1		E	
7	80105-061-000	CUSHION A, RR. FENDER			3		E	
8	80108-061-010	COLLAR A, RR. FENDER			3		E	
9	84701-098-6008	BRACKET, NUMBER PLATE			1		E	
10	87508-098-680	MARK, BATTERY CAUTION			1	144064	E	
11	90514-700-000	WASHER, TANK COLLAR LOCKING			4		E	
12	92000-06016	BOLT, HEX., 6X16			3		E	
13	93500-04010-0A	SCREW, PAN, 4X10			2		E	
14	93700-03060-0A	SCREW, OVAL, 3X60			2		E	
15	94001-06000	NUT, HEX., 6MM			1		E	
16	94101-06000	WASHER, PLAIN, 6MM			2		E	
17	94111-06000	WASHER, SPRING, 6MM			1		E	

F-15-2 Taillight (ED and N)

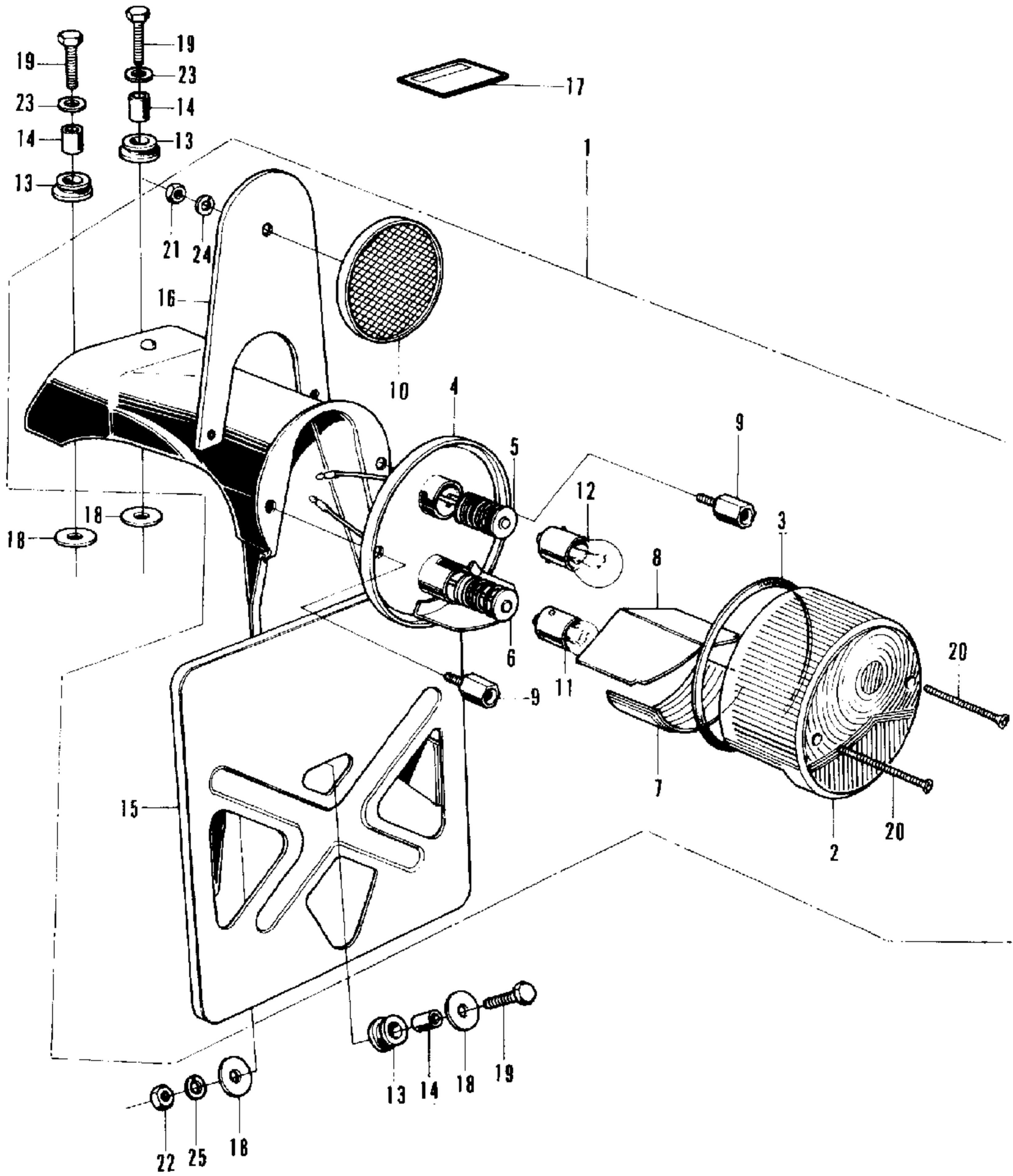


B098 47

F-15-2 Taillight (ED and N)

Ref. No.	Part No.	Description	Reqd. No.		Serial No.	Area code
			ST 50	ST 70		
1	33701-098-931	TAILLIGHT UNIT		1		ED, N
2	33702-323-631	LENS, TAILLIGHT		1		ED, N
3	33703-303-003	BASE, TAILLIGHT		1		ED, N
4	33708-077-671	CORD CUMP., TAILLIGHT		1		ED, N
5	33709-077-671	PACKING, TAILLIGHT LENS		1		ED, N
6	33712-098-931	CORD, STOP & TAILLIGHT EARTH		1		ED, N
7	33718-077-671	PACKING A, TAILLIGHT BASE		1		ED, N
8	33719-098-930	PACKING B, TAILLIGHT BASE		2		ED, N
9	34906-098-931	BULB, STOP & TAILLIGHT (6V21/5W)		1		ED, N
10	80105-061-000	CUSHION A, RR. FENDER		3		ED, N
11	80108-061-010	COLLAR A, RR. FENDER		3		ED, N
12	84701-098-930B	BRACKET, NUMBER PLATE		1		ED, N
13	84706-098-930	COLLAR, NUMBER PLATE BRACKET		2		ED, N
14	87508-098-680	MARK, BATTERY CAUTION		1	144064	ED, N
15	90514-700-000	WASHER, TANK COLLAR LOCKING		4		ED, N
16	90581-310-000	WASHER, PLAIN, 20MM		2		ED, N
17	92000-05020-0A	BOLT, HEX., 5X20		2		ED, N
18	92000-06016	BOLT, HEX., 6X16		3		ED, N
19	93500-04050-0A	SCREW, PAN, 4X50		2		ED, N
20	94001-06000	NUT, HEX., 6MM		1		ED, N
21	94101-06000	WASHER, PLAIN, 6MM		2		ED, N
22	94111-06000	WASHER, SPRING, 6MM		1		ED, N

F-15-3 Taillight (G2 and G)

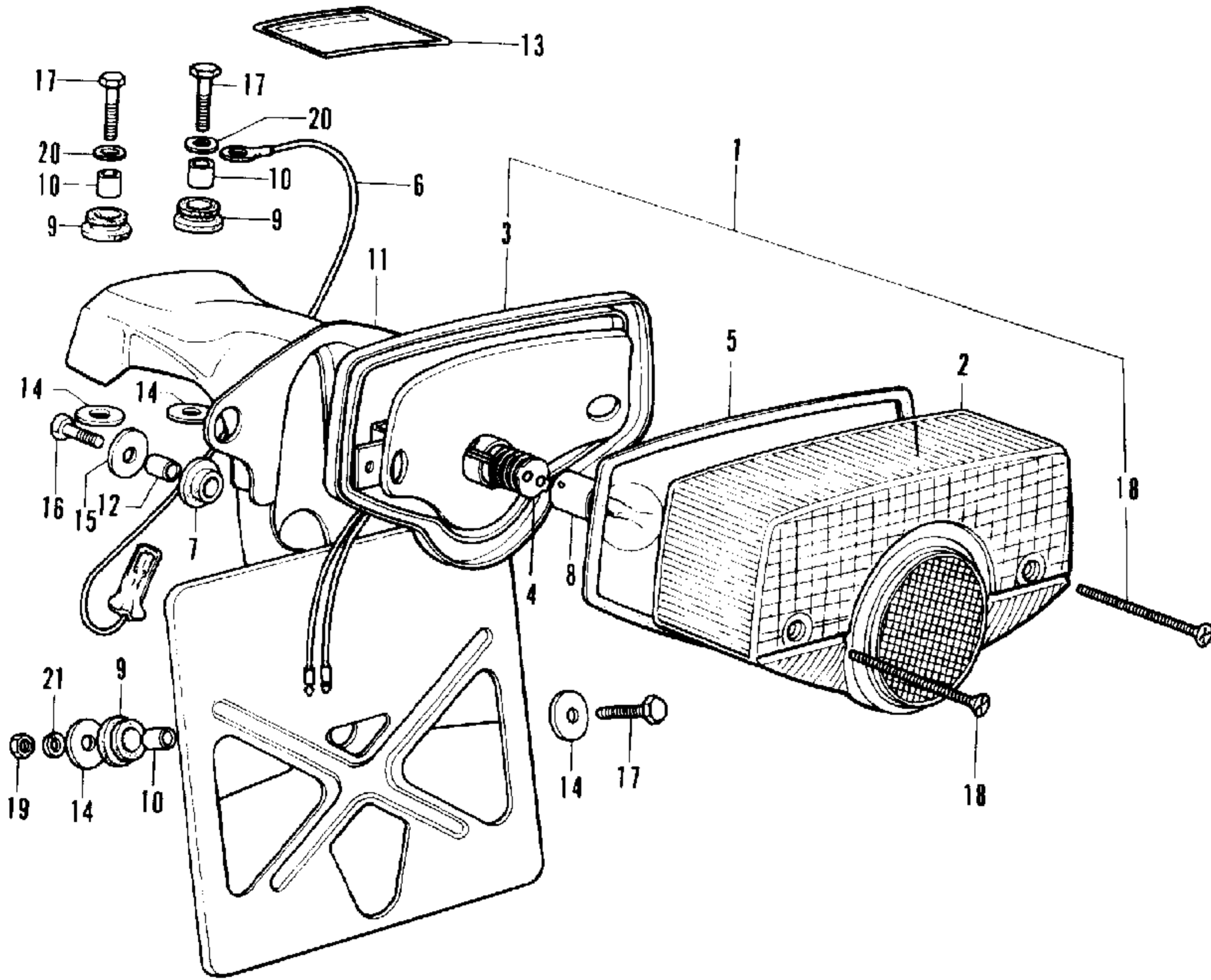


B098-45

F-15-3 Taillight (G2 and G)

Ref. No.	Part No.	Description	Reqd. No.				Serial No.	Area code
			ST 50	ST 70	K3	K3		
1	33700-098-610	TAILLIGHT ASSY.	1	1			109718 32 150439 32	
	33700-098-611	TAILLIGHT ASSY.	1	1	1	109719 150440	32 32	
2	33701-051-000	LENS, TAIL & STOP LIGHT	1	1	1		32, 3	
3	33709-051-000	PACKING, TAILLIGHT LENS	1	1	1		32, 3	
4	33710-051-000	SOCKET COMP., TAILLIGHT	1	1	1		32, 3	
5	33713-098-610	CORD, STOP LIGHT	1	1	1		32, 3	
6	33714-098-610	CORD, TAILLIGHT	1	1	1		32, 3	
7	33715-051-000	LENS, LICENSE	1	1	1		32, 3	
8	33716-051-000	PLATE, INTERCEPTION	1	1	1		32, 3	
9	33717-051-010	BOLT, TAILLIGHT SETTING	2	2	2		32, 3	
10	33741-035-610	REFLECTOR, REFLEX	1	1			109718 32 150439 32	
	33741-333-610	REFLECTOR, REFLEX	1	1		109719 150440	32 32	
	33741-333-611	REFLECTOR, REFLEX		1	1	117031 117032	32 32	
11	34905-383-611	BULB, TAILLIGHT (6V5W) (LOCAL PROCUREMENT PART)	1	1	1		32, 3	
12	34905-386-611	BULB, WINKER (6V18W) (LOCAL PROCUREMENT PART)	1	1	1		32, 3	
13	80105-061-000	CUSHION A, RR. FENDER	3	3	3		32, 3	
14	80108-061-010	COLLAR A, RR. FENDER	3	3	3		32, 3	
15	84701-098-6108	BRACKET, NUMBER PLATE	1	1	1		32, 3	
16	84705-107-610	BRACKET, REFLEX REFLECTOR	1	1			109718 32 150439 32	
	84705-107-611	BRACKET, REFLEX REFLECTOR	1	1	1	109719 150440	32 32	
17	87508-098-680	MARK, BATTERY CAUTION	1	1	1	144064	32 32	
18	90514-700-000	WASHER, TANK COLLAR LOCKING	4	4	4		32, 3	
19	92000-06016	BOLT, HEX., 6X16	3	3	3		32, 3	
20	93500-03045-08	SCREW, PAN, 3X45	2	2	2		32, 3	
21	94001-05000-05	NUT, HEX., 5MM	1	1			109718 32 150439 32	
	94001-06000	NUT, HEX., 6MM	1	1	1	109719 150440	32 32	
22	94001-06000	NUT, HEX., 6MM	1	1	1		32, 3	
23	94101-06000	WASHER, PLAIN, 6MM	2	2	2		32, 3	
24	94111-05000	WASHER, SPRING, 5MM	1	1			109718 32 150439 32	
	94111-06000	WASHER, SPRING, 6MM	1	1	1	109719 150440	32 32	
25	94111-06000	WASHER, SPRING, 6MM	1	1	1		32, 3	

F-15-4 Taillight (ST70-E)

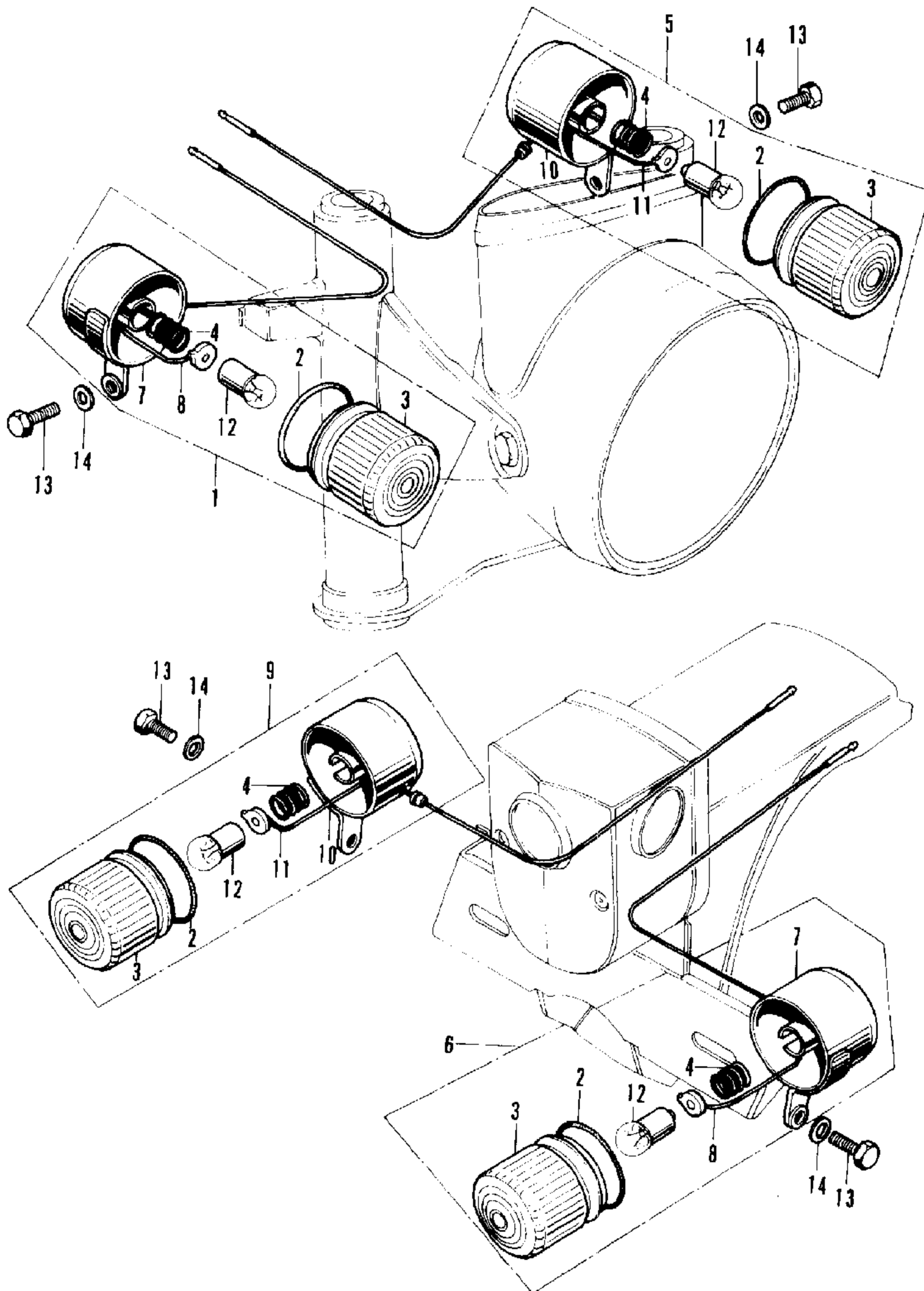


B098-49

F-15-4 Taillight (ST70-E)

Ref. No.	Part No.	Description	Reqd. No.		Serial No.	Area code
			ST 50 K3	ST 70 K3		
1	33701-098-631	TAILLIGHT UNIT (6V21/5W) (STANLEY)		1		E
	33701-098-632	TAILLIGHT UNIT (6V21/5W) (STANLEY)		1		E
2	33702-323-603	LENS, TAILLIGHT		1		E
	33702-323-604	LENS, TAILLIGHT		1		E
3	33703-077-671	BASE, TAILLIGHT	1	1		E
4	33708-077-671	CORD COMP., TAILLIGHT	1	1		E
5	33709-077-671	PACKING, TAILLIGHT LENS	1	1		E
6	33712-098-931	CORD, STOP & TAILLIGHT EARTH	1	1		E
7	33719-077-671	PACKING B, TAILLIGHT BASE	2	2		E
8	34906-098-931	BULB, STOP & TAILLIGHT (6V21/5W)	1	1		E
9	80105-061-000	CUSHION A, RR. FENDER	3	3		E
10	80108-061-010	COLLAR A, RR. FENDER	3	3		E
11	84701-098-6308	BRACKET, NUMBER PLATE	1	1		E
12	84706-286-000	COLLAR, NUMBER BRACKET SETTING	2	2		E
13	87508-098-680	MARK, BATTERY CAUTION	1	1		E
14	90514-700-000	WASHER, TANK COLLAR LOCKING	4	4		E
15	90581-831-650	WASHER, 18MM	2	2		E
16	92000-05020-08	BOLT, HEX., 5X20	2	2		E
17	92000-06016	BOLT, HEX., 6X16	3	3		E
18	93500-04050-4J	SCREW, PAN, 4X50	2	2		E
19	94001-06000	NUT, HEX., 6MM	1	1		E
20	94101-06000	WASHER, PLAIN, 6MM	2	2		E
21	94111-06000	WASHER, SPRING, 6MM	1	1		E

F-16 Winker (B, D1, D2, D, DE, F, SA and U)



B098-86

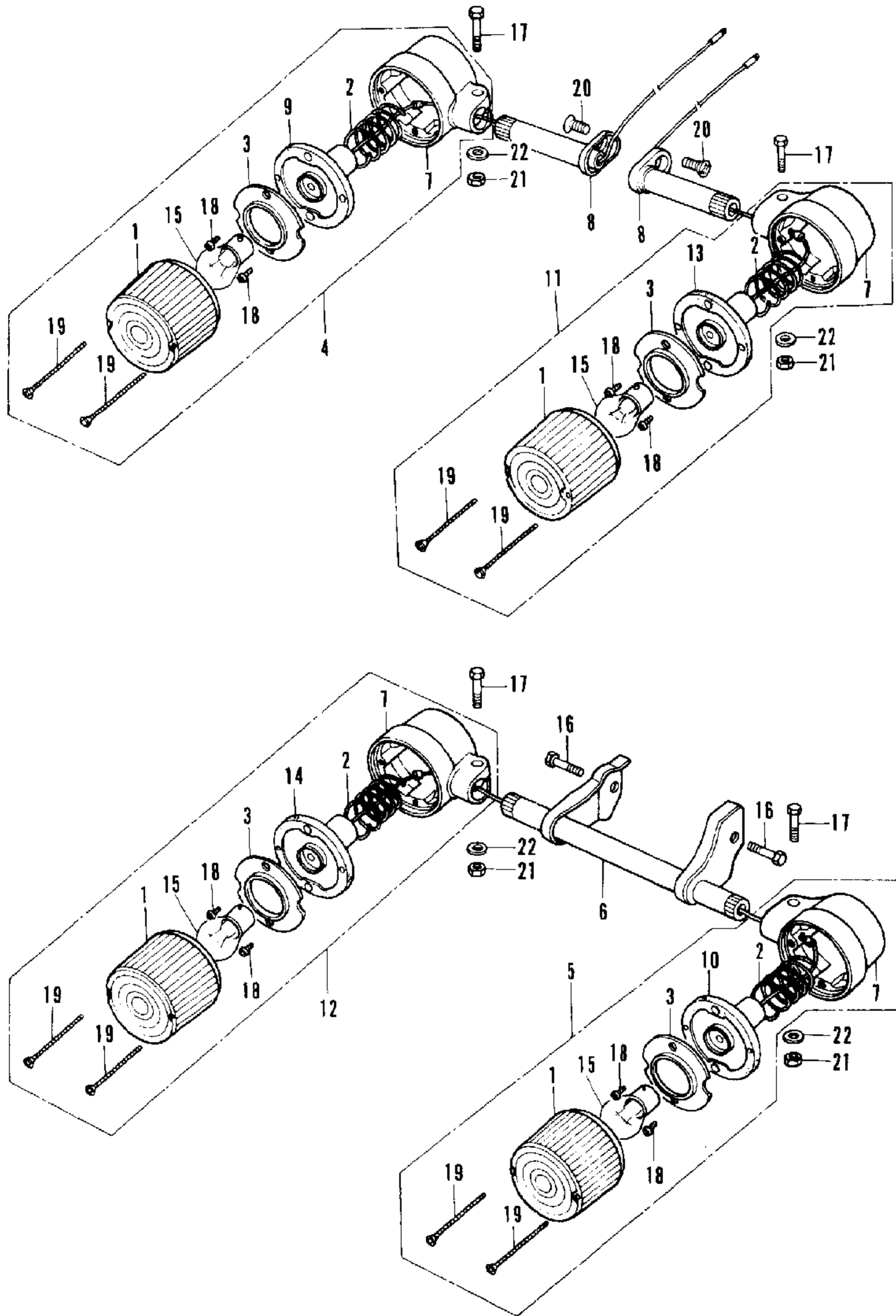
F-16 Winker (B, D1, D2, D, DE, F, SA and U)

Ref. No.	Part No.	Description	Reqd. No.				Serial No.	Area code
			ST 50	ST 70	K3	K3		
1	33400-045-690	WINKER ASSY., R. FR.	1				511512 B 128437 D1,U 518140 D2,F	
				1				
	33400-098-000	WINKER ASSY., R. FR.	1			511513	B DE	
				1			6150062 B,DE D1,U	
					1	128437 518141	D2,F	
	33400-098-158	WINKER ASSY., R. FR.			1	6150063 6112362	D,F,SA	
2	33406-081-156	PACKING, WINKER LENS	4	4	4		B,DE D,F,SA	
	3	33415-044-821	LENS, WINKER (DAIICHI)	4	4		B,DE D1,U	
					1	6150063 6112362	D2,F,SA	
3	33402-044-821	LENS, WINKER (DAIICHI)	4			6150063 6112362	B,DE D,F,SA	
	4	33417-044-821	SPRING, WINKER CONTACT	4			511512 B 128437 D1,U 518140 D2,F	
					4	511513	B DE	
4	33417-098-000	SPRING, WINKER CONTACT	4	4			B,DE D,F,SA	
					4	128437 518141	D1,U D2,F	
	5	33450-045-690	WINKER ASSY., L. FR.	1			511512 B 128437 D1,U 518140 D2,F	
5				1			B DE	
	33450-098-000	WINKER ASSY., L. FR.	1			511513	B,DE D1,U	
				1	1	128437 518141	D2,F,SA	
6	33450-098-158	WINKER ASSY., L. FR.	1			6150063 6112362	B,DE D,F,SA	
	33600-098-000	WINKER ASSY., R. RR.	1				511512 B 128437 D1,U 518140 D2,F	
				1		511513	B DE	
7	33600-098-010	WINKER ASSY., R. RR.	1				B,DE D1,U	
				1	1	128437 518141	D2,F,SA	
	33600-098-168	WINKER ASSY., R. RR.	1			6150063 6112362	B,DE D,F,SA	
7	33611-098-000	BASE COMP., R. RR. WINKER 33611-045-000	2				511512 B 128437 D1,U 518140 D2,F	
				2			B DE	
	33611-098-010	BASE COMP., R. RR. WINKER	2			511513	B,DE D1,U	
7				2			D2,F,SA	
				2	2	128437 518141	D2,F,SA	
	33401-098-168	BASE, R. FR. WINKER	2			6150063 6112362	B,DE D,F,SA	

F-16 Winker (B, D1, D2, D, DE, F, SA and U)

Ref. No.	Part No.	Description	Reqd. No.				Serial No.	Area code
			ST 50	K3	ST 70	K3		
8	33620-098-000	CORD, R. RR. WINKER	2		2		511512 B 128436 D1,U 518140 D2,F	
	33620-098-010	CORD, R. RR. WINKER	2		2	511513	B DE 6150062 B,DE DL,U 518141 D2,F 6112362 D,F,SA	
	33410-098-010	CORD COMP., R. WINKER	2		2	6150063 6112363	B,DE D,F,SA	
9	33650-098-000	WINKER ASSY., L. RR.	1		1		511512 B 128436 D1,U 518140 D2,F	
	33650-098-010	WINKER ASSY., L. RR.	1		1	511513	B DE 6150062 B,DE DL,U 518141 D2,F 6112362 D,F,SA	
	33650-098-168	WINKER ASSY., L. RR.	1		1	6150063 6112363	B,DE D,F,SA	
10	33661-098-000	BASE COMP., L. RR. WINKER 33661-045-000	2		2		511512 B 128436 D1,U 518140 D2,F	
	33661-098-010	BASE COMP., L. RR. WINKER	2		2	511513	B DE 6150062 B,DE DL,U 518141 D2,F 6112362 D,F,SA	
	33451-098-168	BASE, L. FR. WINKER	2		2	6150063 6112363	B,DE D,F,SA	
11	33670-098-000	CORD COMP., L. RR. WINKER	2		2		511512 B 128436 D1,U 518140 D2,F	
	33670-098-010	CORD COMP., L. RR. CUSHION	2		2	511513	B DE 6150062 B,DE DL,U 518141 D2,F 6112362 D,F,SA	
	33460-098-010	CORD COMP., L. WINKER	2		2	6150063 6112363	B,DE D,F,SA	
12	34905-001-000	BULB, WINKER (6V8W)	4		4		511512 B 128436 D1,U 518140 D2,F	
	34905-098-000	BULB, WINKER (6V 8W)	4		4	511513	B DE 6150062 B,DE DL,U 518141 D2,F 6112362 D,F,SA	
13	92000-06012	BOLT, HEX., 6X12	4	4	4	4	B,D1,D2,D,DE,F,SA,U	
14	94101-06000	WASHER, PLAIN, 6MM	4	4	4	4	B,D1,D2,D,DE,F,SA,U	

F-16-1 Winker (ST70-G2 and ST70K3-G)

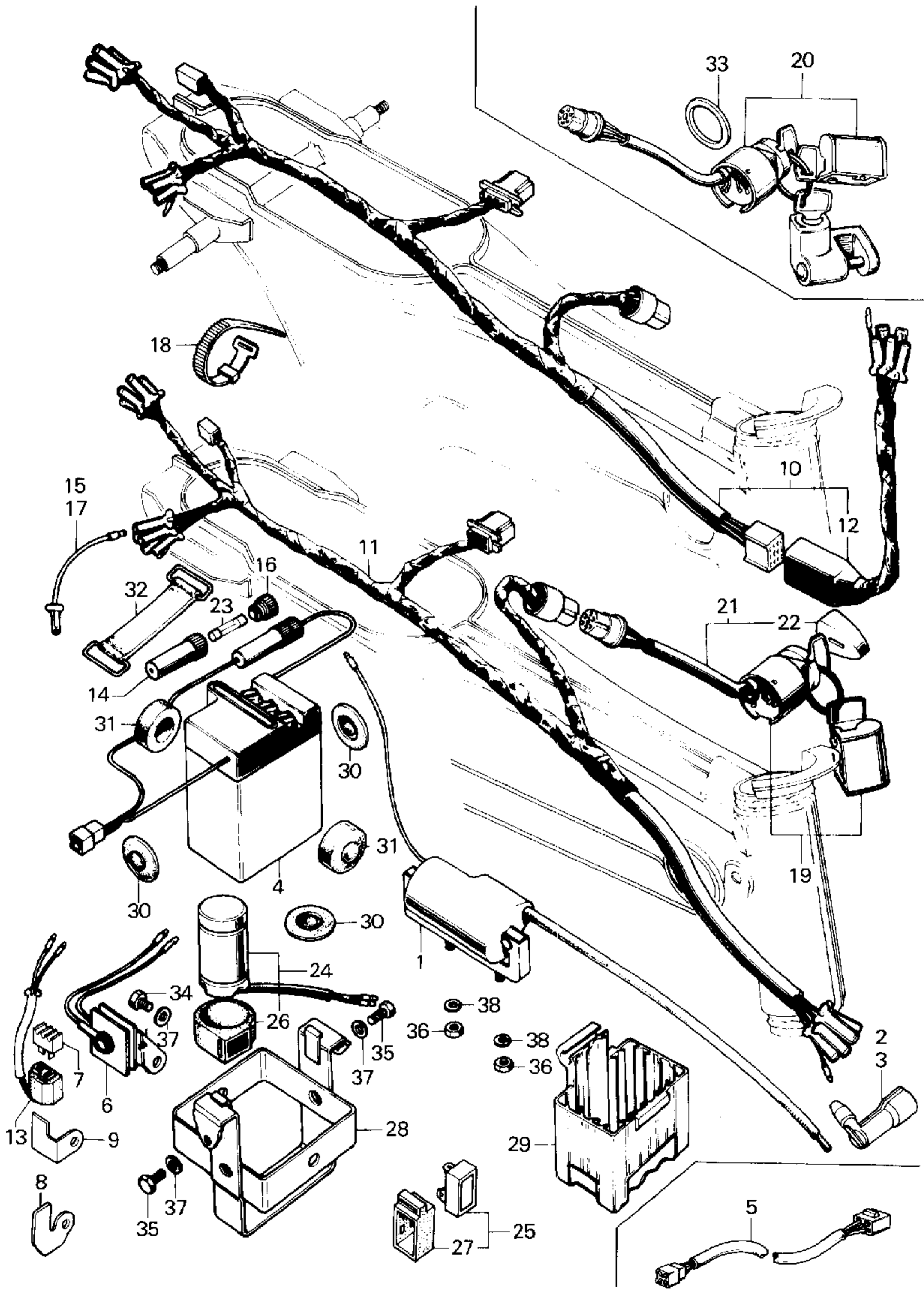


B098-111

F-16-1 Winker (ST70-G2 and ST70K3-G)

Ref. No.	Part No.	Description	Reqd. No.				Serial No.	Area code
			ST 50	ST K3	ST 70	ST K3		
1	33402-268-610	LENS, FR. WINKER	4	4			2	
2	33404-285-000	SPRING, COIL	4	4			2	
3	33411-285-000	RING, WINKER 33403-285-010	4			143453	2	
	33403-285-010	RING, WINKER	4	4	143454		2	
4	33600-304-610	WINKER ASSY., R. RR. 33600-304-611	1			143453	2	
	33600-304-611	WINKER ASSY., R. RR.	1	1	143454	6113803	2	
	33400-304-611	WINKER ASSY., R. FR. (6V18W)		1	6113804			
5	33600-331-610	WINKER ASSY., R. RR. 33600-331-611	1			143453	2	
	33600-331-611	WINKER ASSY., R. RR.	1	1	143454		2	
6	33601-098-940	STAY, RR. WINKER	1	1			2	
7	33605-292-610	BASE, WINKER	4	4			2	
8	33607-107-780	STAY, R. RR. WINKER	2	2			2	
9	33610-292-610	SOCKET ASSY., R. RR. WINKER	1	1		6113803	2	
	33410-292-610	SOCKET COMP., R. WINKER		1	6113804			
10	33610-331-610	SOCKET, R. RR. WINKER	1	1			2	
11	33650-304-610	WINKER ASSY., L. RR. 33650-304-611	1			143453	2	
	33650-304-611	WINKER ASSY., L. RR.	1	1	143454	6113803	2	
	33450-304-611	WINKER ASSY., L. FR. (6V18W)		1	6113804			
12	33650-331-610	WINKER ASSY., L. RR. 33650-331-611	1			143453	2	
	33650-331-611	WINKER ASSY., L. RR.	1	1	143454		2	
13	33660-292-610	SOCKET ASSY., L. RR. WINKER	1	1		6113803	2	
	33460-292-610	SOCKET COMP., L. WINKER		1	6113804			
14	33660-331-610	SOCKET, L. RR. WINKER	1	1			2	
15	34905-386-611	BULB, WINKER (6V18W) (LOCAL PROCUREMENT PART)	4	4			2	
16	92000-06020	BOLT, HEX., 6X20	2	2			2	
17	93000-06028-02	BOLT, HEX., 6X28	4	4			2	
18	93500-03010-0A	SCREW, PAN, 3X10	8	8		6113803	2	
	93500-03010-0H	SCREW, PAN, 3X10		8	6113804			
19	93700-03045-0B	SCREW, OVAL, 3X45	8	8		6112362	2	
	93700-03048-0B	SCREW, OVAL, 3X48		8	6112363			
20	93700-06016	SCREW, OVAL, 6X16	2	2			2	
21	94001-06000	NUT, HEX., 6MM	4	4			2	
22	94101-06000	WASHER, PLAIN, 6MM	4	4			2	

F-17 Wire harness • Battery



098-37C

F-17 Wire harness - Battery

Ref. No.	Part No.	Description	Reqd. No.				Serial No.	Area code
			ST 50	ST 70	K3	K3		
1	30500-098-671	COIL ASSY., IGNITION	1	1	1	1		
2	30700-063-681	CAP ASSY., NOISE SUPPRESSOR	1	1	1	1	B, DE, ED, F, J2, J, N E	
3	30700-259-600	CAP ASSY., NOISE SUPPRESSOR	1				E D2 D1, U	
	30700-098-153	CAP ASSY., NOISE SUPPRESSOR		1		570329	D2 D, SA	
4	31500-098-681	BATTERY ASSY. (6V2AH)	1				144063 ED, J 532342 B E	
							136543 D1, U 543355 D2, F J	
	31500-098-682	BATTERY ASSY. (6V2AH) 98202-61130	1				144064 ED, J 532343 B	
							DE, G2, N D1, U D2, F E	
	31500-098-941	BATTERY ASSY. 98202-66130					J2	
	98202-61130	BATTERY, 6N2A-20-3	1	1	1	1	B, D1, D2, D, DE, ED, F, N, SA, U J2, J E	
	98202-66130	BATTERY, 6N4C-18					J2 J	
5	31515-098-305	SUB CORD, BATTERY	1				ED, J B	
							DE, J2, N B, D, F, J, SA	
							D1, U D2, F	
6	31700-041-008	RECTIFIER ASSY., SELENIUM (SHINDENGEN)	1	1	1		B, DE, ED, F, N	
							J2 J E	
							E, F	
	31700-045-671	RECTIFIER ASSY. 31700-098-921	1				E	
	31700-098-006	RECTIFIER ASSY. 31700-098-016					136543 D1, U 543355 D2	
	31700-098-941	RECTIFIER ASSY.					J2 J	
	31700-118-771	RECTIFIER ASSY.					D1, D2, SA, U D	
	31700-098-016	RECTIFIER ASSY.					136544 D1, U 543356 D2	
7	31700-124-003	RECTIFIER ASSY., SILICON (STANLEY)				1	6115301	
	31700-124-008	RECTIFIER ASSY., SILICON (SHINDENGEN)				1	6115301	
8	31705-098-950	STAY, SILICON RECTIFIER				1	6115301	
9	31705-126-920	STAY, SILICON				1	6115301	
10	32100-098-020	HARNESS, WIRE				1	136543 D1, U	
	32100-098-030	HARNESS, WIRE				1	136544 D1, U	

F-17 Wire harness • Battery

Ref. No.	Part No.	Description	Reqd. No.				Serial No.	Area code
			ST 50	ST 70	K3	K3		
11	32100-098-611	HARNESS, WIRE	1				144063	ED, S
	32100-098-620	HARNESS, WIRE	1				532342 543355	B F
	32100-098-671	HARNESS, WIRE	1					E
	32100-098-700	HARNESS, WIRE		1	1			D2, D, SA
	32100-098-940	HARNESS, WIRE		1			6110062	32
	32100-098-941	HARNESS, WIRE			1	6110063		;
	32100-098-612	HARNESS, WIRE	1 1 1				144064	ED, ; 32 N
	32100-098-621	HARNESS, WIRE	1 1	1 1	1 1		532343	B DE, F
							543356	B, E F
	32100-098-613	HARNESS, WIRE	1				111823	32
12	32101-098-000	HARNESS B, WIRE			1			D1, U
13	32101-126-620	HARNESS, SUB WIRE			1	6115301		E, F, G
	32101-126-680	HARNESS, SUB WIRE			1	6115301		D, SA
14	32106-041-000	CONNECTOR A, FUSE	1	1	1	1		
15	32111-124-600	SUB CORD, EARTH (GREEN/WHITE)	1		1		548640 150860 568097	B, DE B, DE, F 32 F ;
16	32112-041-000	CONNECTOR B, FUSE	1	1	1	1		
17	32112-124-690	SUB CORD, EARTH			1		568097	D2 D, SA
18	32161-286-000	BAND A, WIRE HARNESS 95014-62200	1		1			B, D1, D2, DE, E, ED, F, ;, N, U
	95014-62200	BAND B2, WIRE	1	1	1	1		
19	35010-098-017	SWITCH KIT, COMBINATION			1	1		D1, D2, D, SA, U
	35010-098-621	SWITCH KIT, MAIN	1	1	1	1		B, DE, F
	35010-098-672	SWITCH KIT, COMBINATION	1					E
20	35010-098-640	KEY SET			1			G
	35021-098-017	SWITCH KIT, MAIN			1		136544 543356	D1, U D2 D, SA
	35021-098-621	SWITCH KIT, MAIN	1 1	1 1	1 1	1	532343	B DE
							543356	B, D, E, SA D2
	35021-098-672	SWITCH KIT, MAIN	1					E
21	35100-098-017	SWITCH, MAIN			1	1		D1, D2, D, SA, U
	35100-098-621	SWITCH, MAIN	1	1	1	1		B, DE, ED, F, ;2, ;, N E
	35100-098-672	SWITCH, MAIN	1					E
22	35112-098-670	CAP, KEY	1	1	1	1		

F-17 Wire harness - Battery

Ref. No.	Part No.	Description	Reqd. No.				Serial No.	Area code
			ST 50	ST 70	K3	K3		
23	38201-001-000	FUSE (7A) 98200-10700	1	1			B, D1, D2, DE, E, ED, F, G, N, U	
	98200-10700	FUSE A (7A)	1	1	1		B, D1, D2, D, DE, E, ED, F, N, SA, U	
			1	1	1		G2	
	98200-11000	FUSE A (10A)		1	1		G2	
							G	
24	38300-098-000	RELAY ASSY., WINKER		1	1		D1, D2, D, F, SA, U	
	38300-098-941	RELAY ASSY., WINKER		1	1	6110062	G2	
							G	
25	38300-382-611	RELAY ASSY., WINKER (ND)			1	6110063	G	
26	38306-292-000	SUSPENSION, WINKER RELAY		1	1	6110062	D1, D2, D, F, G2, SA, U	
							G	
27	38306-405-612	SUSPENSION, WINKER RELAY (ND)			1	6110063	G	
28	50325-098-000	BOX, BATTERY 50325-098-010	1			137582	E, G	
			1			521286	B	
				1		134106	D1, G, U	
						529770	D2, F	
	50325-098-010	BOX, BATTERY	1			137583	E, G	
			1			521287	B	
				1	1		DE, ED, F, G2, N	
				1	1		B, D, E, SA	
							G	
				1		134107	D1, G, U	
						529771	D2, F	
	50325-098-940	BOX, BATTERY		1	1		G2	
							G	
29	50326-098-000	CUSHION, BATTERY	1			137583	E, ED, G, N	
			1			521287	B	
				1	1		DE, G2	
				1			B, D, E, F, SA	
							G	
				1		134107	D1, E, G, U	
						529771	D2, F	
	50326-098-940	CUSHION, BATTERY		1	1		G2	
							G	
30	50327-300-000	RUBBER B, BATTERY	3			137582	E, G	
			3			521286	B	
				3		134106	D1, G, U	
				3		529770	D2, F	
31	50328-098-670	RUBBER A, BATTERY	2			137582	E, G	
			2			521286	B	
				2		134106	D1, G, U	
				2		529770	D2, F	
32	50382-045-670	BAND, BATTERY	1			137582	E, G	
			1			521286	B	
				1		134106	D1, G, U	
						529770	D2, F	
	95012-12000	BAND B1, BATTERY			1		G2	
							G	
	50382-098-000	BAND COMP., HANGER	1			137583	E, G	
			1			521287	B	
				1	1		DE, ED, F, G2, N	
				1	1		B, D, E, SA	
							G	
				1		134107	D1, G, U	
						529771	D2, F	
33	90582-098-000	WASHER, PLAIN, 24.2X33	1			106350	G2	
			1			150160	E0, N	
			1			545518	B, DE	
				1	1	148250	E, G2	
				1		560847	D2, F	
34	92000-06008	BOLT, HEX., 6X8	1	1	1			
35	92000-06010	BOLT, HEX., 6X10	2	2	2			
36	94001-06000	NUT, HEX., 6MM	2	2	2			
37	94101-06000	WASHER, PLAIN, 6MM	3	3	3			
38	94111-06000	WASHER, SPRING, 6MM	2	2	2			

F-18 Frame body • Emblem

Ref. No.	Part No.	Description	Reqd. No.				Serial No.	Area code
			ST 50	K3	ST 70	K3		
1	17920-098-000	BRACKET, THROTTLE CABLE			1		D1, U	
2	32983-011-000	3ROMMET, WIRE HARNESS	1	1	1	1		
3	32984-098-000	3ROMMET, WIRE HARNESS	1	1	1	1		
4	38100-098-671	HORN ASSY.	1		1		D1, ED, ;, N, U D2, S2	
	38100-124-721	HORN ASSY.			1	1	D2, D, ;2, SA ;	
5	50049-046-000	PLU;, HEAD PIPE	5	5	5	5	B, D2, D, DE, E, ED, F, ;2, ;, N, SA D1, U D1, U	
					3	136307		
					2			
6	50100-098-611CM	BODY COMP., FRAME			1		124796 ;	
	50100-098-611CN	BODY COMP., FRAME			1		124796 ;	
	50100-098-612CM	BODY COMP., FRAME			1	124797	;	
	50100-098-613CM	BODY COMP., FRAME			1	124797	;	
7	50100-098-620CM	BODY COMP., FRAME	1		1		532342 B 542080 F	
	50100-098-621CM	BODY COMP., FRAME			1	542081	543355 F	
	50100-098-622CM	BODY COMP., FRAME	1		1	532343	B DE F	
	50100-098-622CN	BODY COMP., FRAME	1		1	532343 543356	B F	
	50100-098-622CQ	BODY COMP., FRAME	1		1	532343 543356	B F	
	50100-098-622LS	BODY COMP., FRAME	1		1	532343	B DE F	
	50100-098-622NL	BODY COMP., FRAME	1		1	532343	B DE	
	50100-098-622WF	BODY COMP., FRAME (WHITE DAX) (WHITE DAX) (WHITE DAX)	1		1	537164	B DE F	
	50100-126-620ZA	BODY COMP., FRAME *R-40*			1	1	B, DE, F	
	50100-126-620ZB	BODY COMP., FRAME *P8-30*			1	1	B, DE, F	
	50100-126-620ZC	BODY COMP., FRAME *3-31*			1	1	B, DE, F	
	50100-126-620ZD	BODY COMP., FRAME *YR-26*			1	1	B, DE, F	
	50100-126-620ZE	BODY COMP., FRAME *NH-45*			1	1	B, DE, F	

F-18 Frame body • Emblem

Ref. No.	Part No.	Description	Reqd. No.				Serial No.	Area code
			ST	ST	70	K3		
3	50100-098-681CM	BODY COMP., FRAME 50100-098-682CM	1				142963 E 136486 D1,U	
	50100-098-681CN	BODY COMP., FRAME 50100-098-682CN	1				142963 E 136486 D1,U	
	50100-098-681CQ	BODY COMP., FRAME 50100-098-682CQ			1		136486 D1,U	
	50100-098-682CM	BODY COMP., FRAME 50100-098-683CM	1				142964 E 136487 D1,U	
	50100-098-682CN	BODY COMP., FRAME 50100-098-683CN	1				142964 E 136487 D1,U	
	50100-098-682CQ	BODY COMP., FRAME 50100-098-683CQ			1		136487 D1,U	
	50100-098-683CM	BODY COMP., FRAME			1		136544 D1,U	
	50100-098-683CN	BODY COMP., FRAME			1		136544 143253 U 136544 D1	
	50100-098-683CQ	BODY COMP., FRAME			1		136544 143253 U 136544 D1	
	50100-098-683LS	BODY COMP., FRAME			1		136544 D1 143254 U	
	50100-098-683NL	BODY COMP., FRAME			1		136544 D1 143254 U	

F-18 Frame body • Emblem

Ref. No.	Part No.	Description	Reqd. No.		Serial No.	Area code
			ST 50 K3	ST 70 K3		
9	50100-098-740CM	BODY COMP., FRAME 50100-098-741CA	1		141893	;
	50100-098-740CN	BODY COMP., FRAME 50100-098-741CN	1		141893	;
	50100-098-740CQ	BODY COMP., FRAME 50100-098-741CQ	1		141893	;
	50100-098-741CM	BODY COMP., FRAME 50100-098-742CM	1 1		141893	142963 ; 142963 ED
	50100-098-741CN	BODY COMP., FRAME 50100-098-742CN	1 1		141894	142963 ; 142963 ED
	50100-098-741CQ	BODY COMP., FRAME 50100-098-742CQ	1 1		141894	142963 ; 142963 ED
	50100-098-742CM	BODY COMP., FRAME 50100-098-743CM	1		142964	144063 ED, ;
	50100-098-742CN	BODY COMP., FRAME 50100-098-743CN	1		142964	144063 ED, ;
	50100-098-742CQ	BODY COMP., FRAME 50100-098-743CQ	1		142964	144063 ED, ;
	50100-098-743CM	BODY COMP., FRAME	1 1		144064	ED, ; 32, N
	50100-098-743CN	BODY COMP., FRAME	1 1		144064	ED, ; 32
	50100-098-743CQ	BODY COMP., FRAME	1 1		144064	ED, ; 32
	50100-098-743LS	BODY COMP., FRAME	1 1		144064	ED, ; 32, N
	50100-098-743NL	BODY COMP., FRAME	1 1		144064	ED, ; 32, N
	50100-098-743WF	BODY COMP., FRAME (WHITE DAX) (WHITE DAX)	1 1		148111	ED N
	50100-126-630ZA	BODY COMP., FRAME *R-4C*	1			;
	50100-126-630ZB	BODY COMP., FRAME *P8-3C*	1			;
	50100-126-630ZC	BODY COMP., FRAME *3-31*	1			;
	50100-126-630ZD	BODY COMP., FRAME *YR-26*	1			;
	50100-126-630ZE	BODY COMP., FRAME *NH-45*	1			;

F-18 Frame body • Emblem

Ref. No.	Part No.	Description	Reqd. No.				Serial No.	Area code
			ST 50	K3	ST 70	K3		
10	50100-098-782CM	BODY COMP., FRAME 50100-098-783CM			1		542080 D2	
	50100-098-782CN	BODY COMP., FRAME 50100-098-783CN			1		542080 D2	
	50100-098-782CQ	BODY COMP., FRAME 50100-098-783CQ			1		542080 D2	
	50100-098-783CM	BODY COMP., FRAME 50100-098-784CM			1	542081	543355 D2	
	50100-098-783CN	BODY COMP., FRAME 50100-098-784CN			1	542081	543355 D2	
	50100-098-783CQ	BODY COMP., FRAME 50100-098-784CQ			1	542081	543355 D2	
	50100-098-783WF	BODY COMP., FRAME 50100-098-784WF (WHITE DAX)			1	542081	543355 D2	
	50100-098-784CM	BODY COMP., FRAME			1	543356	D2	
	50100-098-784CN	BODY COMP., FRAME			1	543356	142573 D2	
	50100-098-784CQ	BODY COMP., FRAME			1	543356	D2	
	50100-098-784LS	BODY COMP., FRAME			1	543356	D2	
	50100-098-784NL	BODY COMP., FRAME			1	142574	E	
	50100-098-784WF	BODY COMP., FRAME (WHITE DAX)			1	543356	D2	
	50100-098-940CM	BODY COMP., FRAME			1	141824	32	
	50100-098-940LS	BODY COMP., FRAME			1	141824	32	
	50100-098-940NL	BODY COMP., FRAME			1	141824	32	
	50100-098-940WF	BODY COMP., FRAME (WHITE DAX)			1		32	
	50100-126-600ZA	BODY COMP., FRAME *R-4C*			1	6109722	E	
	50100-126-600ZB	BODY COMP., FRAME *PB-3C*			1	6109722	E	
	50100-126-600ZC	BODY COMP., FRAME *3-31*			1	6109722	E	
	50100-126-600ZD	BODY COMP., FRAME *YR-26*			1	6109722	E	
	50100-126-600ZE	BODY COMP., FRAME *NH-45*			1	6109722	E	
	50100-126-610ZA	BODY COMP., FRAME *R-4C*			1		;	
	50100-126-610ZB	BODY COMP., FRAME *PB-3C*			1		;	
	50100-126-610ZC	BODY COMP., FRAME *3-31*			1		;	
	50100-126-610ZD	BODY COMP., FRAME *YR-26*			1		;	
	50100-126-610ZE	BODY COMP., FRAME *NH-45*			1		;	
	50100-126-680ZA	BODY COMP., FRAME *R-4C*			1		D,SA	
	50100-126-680ZB	BODY COMP., FRAME *PB-3C*			1		D,SA	
	50100-126-680ZC	BODY COMP., FRAME *3-31*			1		D,SA	
	50100-126-680ZD	BODY COMP., FRAME *YR-26*			1		D,SA	
	50100-126-680ZE	BODY COMP., FRAME *NH-45*			1		D,SA	
	50100-126-601ZA	BODY COMP., FRAME *R-4C*			1	6109723	E	
	50100-126-601ZB	BODY COMP., FRAME *PB-3C*			1	6109723	E	
	50100-126-601ZC	BODY COMP., FRAME *3-31*			1	6109723	E	

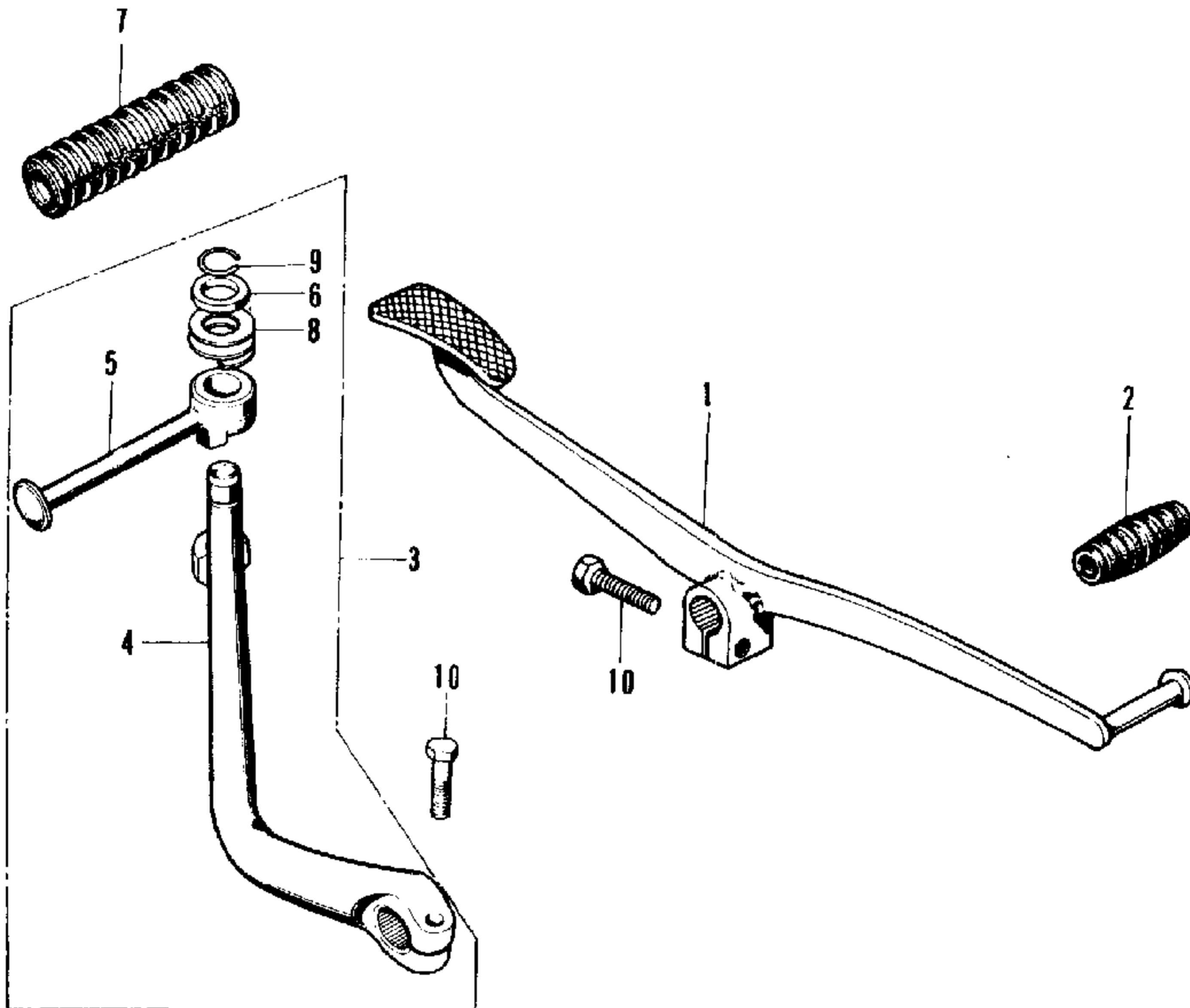
F-18 Frame body • Emblem

Ref. No.	Part No.	Description	Reqd. No.				Serial No.	Area code
			ST 50	ST 70	K3	K3		
	50100-126-601ZD	BODY COMP., FRAME *YR-26*		1		6109723	E	
	50100-126-601ZE	BODY COMP., FRAME *NH-45*		1		6109723	E	
11	50191-098-670	CLIP, WIRE HARNESS	1	1	1	136306	B, D2, D, DE, E, ED, F, J2, J, N, SA D1, U	
12	50305-098-000	MOLE, FRAME BODY	1	1	1			
13	50316-098-000	GRIP, SIDE		1			D1, U	
14	50710-110-701	HOLDER ASSY., HELMET	1	1	1		B, D1, D2, D, DE, ED, F, J2, J, N, SA, U E	
15	87121-098-600	EMBLEM, R. FRAME BODY	2				E, ED, J2, J, N	
	87121-098-680	EMBLEM, R. FRAME BODY		2				
	87121-098-690	EMBLEM, FRAME SIDE	2				B, DE	
	87121-098-710	EMBLEM, FRAME SIDE (WHITE DAX)		2		542081	D2	
	87121-126-600	EMBLEM, FRAME SIDE			2			
	87121-126-630	EMBLEM, FRAME SIDE	2					
16	87124-098-000	EMBLEM, R. FRAME BODY	1		1		E D1, J, U	
17	87124-098-670	EMBLEM, R. FR.	1		1	141824	B, D2, DE, ED, F, N J2, J E	
	87124-098-710	EMBLEM, R. FR. (WHITE DAX)	1		1	148111	ED	
		(WHITE DAX)	1		1	537164	DE, N	
		(WHITE DAX)			1	542081	D2	
		(WHITE DAX)			1	550098	F	
		(WHITE DAX)			1		E, J2	
18	87124-126-920ZA	EMBLEM, R. FR. *A-08*	1		1			
	87124-126-920ZB	EMBLEM, R. FR. *A-07*	1		1			
19	87125-001-600	PLATE, MAKER	1	1	1		B, DE, E, ED, F, J2, J, N, U	
20	87125-041-680	PLATE, NAME		1	1		D1, D2, D, SA	
21	87125-098-000	EMBLEM, L. FRAME BODY	1		1		E D1, J, U	
22	87125-098-670	EMBLEM, L. FR.	1		1	141824	B, D2, DE, ED, F, N J2, J E	
	87125-098-710	EMBLEM, L. FR. (WHITE DAX)	1		1	148111	ED	
		(WHITE DAX)	1		1	537164	DE, N	
		(WHITE DAX)			1	542081	D2	
		(WHITE DAX)			1	550098	F	
		(WHITE DAX)			1		E, J2	
23	87125-126-920ZA	EMBLEM, L. FR. *A-08*	1		1			
	87125-126-920ZB	EMBLEM, L. FR. *A-07*	1		1			
24	37311-516-000	NUT, EMBLEM CLAMP	4		4		E D1, J, U	

F-18 Frame body • Emblem

Ref. No.	Part No.	Description	Reqd. No.				Serial No.	Area code
			ST 50	K3	ST 70	K3		
25	87501-098-610	PLATE, REGISTERED NUMBER			1		G	
	87501-098-620	PLATE, REGISTERED NUMBER			1	1	F	
	87501-098-640	PLATE, REGISTERED NUMBER	1				108968 G2	
	87501-098-730	PLATE, REGISTERED NUMBER	1	1			548539 B DE	
	87501-098-740	PLATE, REGISTERED NUMBER	1				142963 ED G,N	
	87501-098-940	PLATE, REGISTERED NUMBER			1	1	G2	
	87501-098-641	PLATE, REGISTERED NUMBER	1				108969 G2	
			1				548540 B G	
				1				
26	87501-098-930	PLATE, REGISTERED NUMBER	1				142964 ED	
27	87504-098-680	LABEL, CAUTION	1	1	1	1	B, D1, D2, D, DE, E, ED, N, SA, U G2, G	
			1	1	1		F	
						1	6113527 F	
	87504-098-740	LABEL, FRAME CAUTION			1	1	141824 G2	
					1	1		
	87504-098-780	LABEL, FRAME CAUTION (WHITE DAX)	1				148111 ED	
		(WHITE DAX)	1				537164 B	
		(WHITE DAX)	1	1			DE, N	
		(WHITE DAX)			1	1	B, D, E, SA	
		(WHITE DAX)			1		D2	
		(WHITE DAX)			1		F	
		(WHITE DAX)			1		6113527 F	
	87504-098-940	LABEL, FRAME CAUTION			1		G2	
	87504-098-620A	LABEL, FRAME CAUTION (FRENCH)				1	6113528 F	
	87504-098-620B	LABEL, FRAME CAUTION (FRENCH)				1	6113528 F	
28	87505-098-680	PLATE A FR. FORK CAUTION				1	D1, U	
29	90112-003-000	BOLT A, RR. ENGINE SUPPORT	1	1	1	1	B, D2, D, DE, ED, F, G2, N, SA	
			1	1	1	1	E	
30	90112-076-000	BOLT A, RR. ENGINE SUPPORT	1			1	E D1, G, U	
31	90841-001-000	SCREW, RIVET, 1.5X5	2	2	2	2	B, DE, ED, F, G2, G, N	
32	92000-06008	BOLT, HEX., 6X8	2	2	2	2	B, D1, D2, D, DE, ED, F, G2, N, SA, U	
			2	2	2	2	E	
33	92000-06010	BOLT, HEX., 6X10	1	1	1	1	B, D2, D, DE, E, ED, G2, N, SA, U	
			1	1		1	G	
34	92000-06012	BOLT, HEX., 6X12	2		2	2	D1, D2, D, ED, G, N, SA, U	
					2	2	G2	
35	92000-06016	BOLT, HEX., 6X16			4	4	D1, F	
36	92000-08115	BOLT, HEX., 8X115	1	1	1	1		
37	94030-08000	NUT, HEX., 8MM	2	2	2	2		
38	94101-06000	WASHER, PLAIN, 6MM	2	2	7	4	B, D1, D, DE, SA, U	
			3		4		D2, ED, N	
			1		3	3	E, G2	
			3	1	1	3	G	
					2	2	F	
39	94111-06000	WASHER, SPRING, 6MM	1	1	4	1	B, D1, D, DE, SA, U	
			3		1	1	D2, ED, F, N	
			1		3	3	E	
			3		3		G2	
			3	3	1	3	G	
40	94111-08000	WASHER, SPRING, 8MM	2	2	2	2		

F-19 Change pedal • Kick arm

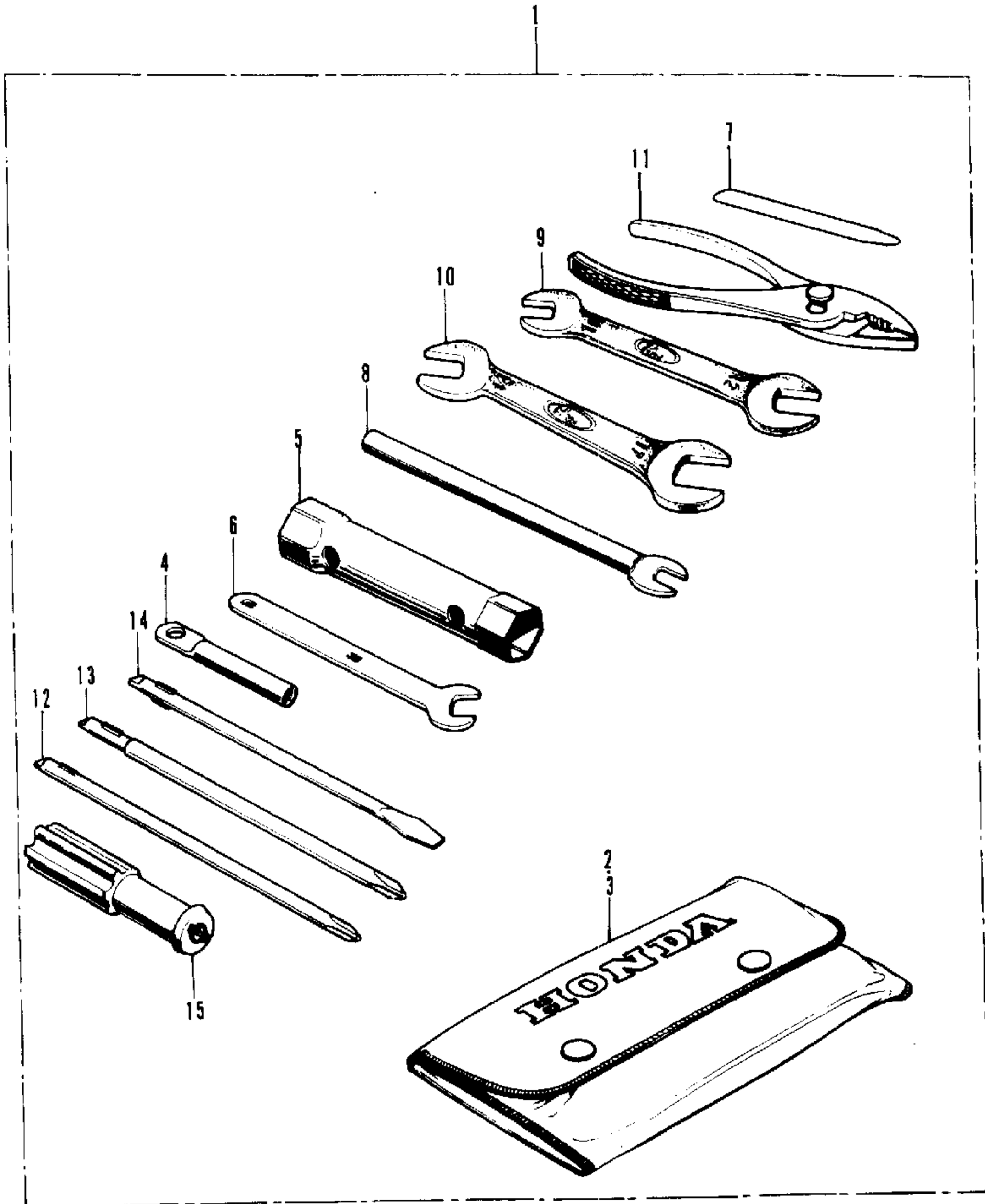


B126--17

F-19 Change pedal - Kick arm

Ref. No.	Part No.	Description	Reqd. No.				Serial No.	Area code
			ST 50	ST 70	K3	K3		
1	24700-098-000	PEDAL, GEAR CHANGE 24700-098-010	1				539851 B	
			1	1			D1, D2, E, ED, F, J, N, U	
	24700-098-010	PEDAL, GEAR CHANGE	1				101100 J2	
			1				149294 ED, N	
			1				539851 B	
			1				E	
			1	1			142523 D1, E, U	
			1	1			552527 D2, F	
	24700-126-000	PEDAL, GEAR CHANGE	1			101101 J2		
			1			149295 ED, N		
			1	1		142524 D1, E, U		
			1	1		552528 D2, F		
			1			539852 B		
			1				DE	
				1			J2	
	24700-126-920	PEDAL, GEAR CHANGE		1	1			
2	24781-205-000	RUBBER, GEAR CHANGE PEDAL 95011-40000	1	1			B, D1, D2, DE, E, ED, F, J, N, U	
	95011-40000	RUBBER, CHANGE PEDAL	1	1	1	1		
3	28300-098-000	ARM ASSY., KICK STARTER	1				E	
				1			D1, U	
				1			J	
	28300-098-670	ARM ASSY., KICK STARTER	1				539851 B	
			1				ED, J, N	
				1			D2, E, F	
	28300-033-000	ARM ASSY., KICK STARTER	1				100300 J2	
			1				149369 ED, N	
			1				539851 B	
				1			E	
				1			141623 D1, J2	
				1			551792 D2, F	
	28300-124-010	ARM ASSY., KICK STARTER		1		142424	D1, U	
	28300-126-690	ARM ASSY., KICK STARTER	1			100301 J2		
			1			149370 ED, N		
			1			539852 B		
				1	1		DE	
				1			B, D, E, F, J, SA	
				1			E, J2	
				1			D2, F	
4	28301-053-000	ARM, KICK STARTER 28301-216-000	1	1			B, D2, DE, ED, F, N	
			1				E	
	28301-098-000	ARM, KICK STARTER	1				E	
				1			D1, U	
				1			J	
	28301-124-010	ARM, KICK STARTER		1		142424	D1, U	
	28301-216-000	ARM, KICK STARTER	1	1	1	1	B, D2, D, DE, ED, F, J2, N, SA	
			1	1	1	1	E	
				1	1		J	
5	28302-001-000	PEDAL, KICK STARTER	1				E	
				1			D1, J, U	
	28302-033-000	PEDAL, KICK STARTER	1	1	1	1	B, D2, D, DE, ED, F, N, SA	
			1	1	1	1	J2, J	
				1	1		E	
				1			J2	
				1			J	
6	28303-001-000	WASHER, KICK STARTER KNUCKLE	1	1	1	1		
7	28311-001-000	RUBBER, KICK STARTER	1				100300 J2	
			1				149369 ED, N	
			1				539851 B	
			1				E	
				1			141623 D1, J2	
				1			142423 D1, U	
				1			551792 D2, F	
	95011-51000	RUBBER A, KICK STARTER	1				100301 J2	
			1				149370 ED, N	
			1				539852 B	
				1	1		DE	
				1			B, D, E, F, J, SA	
				1			E, J2	
				1			D1, U	
				1			D2, F	
8	28322-001-000	SPRING, KICK STARTER KNUCKLE	1	1	1	1		
9	28324-001-000	CLIP, KICK STARTER KNUCKLE	1	1	1	1		
10	92000-06000	BOLT, HEX., 6X20	2	2	2	2		

F-20 Tool set

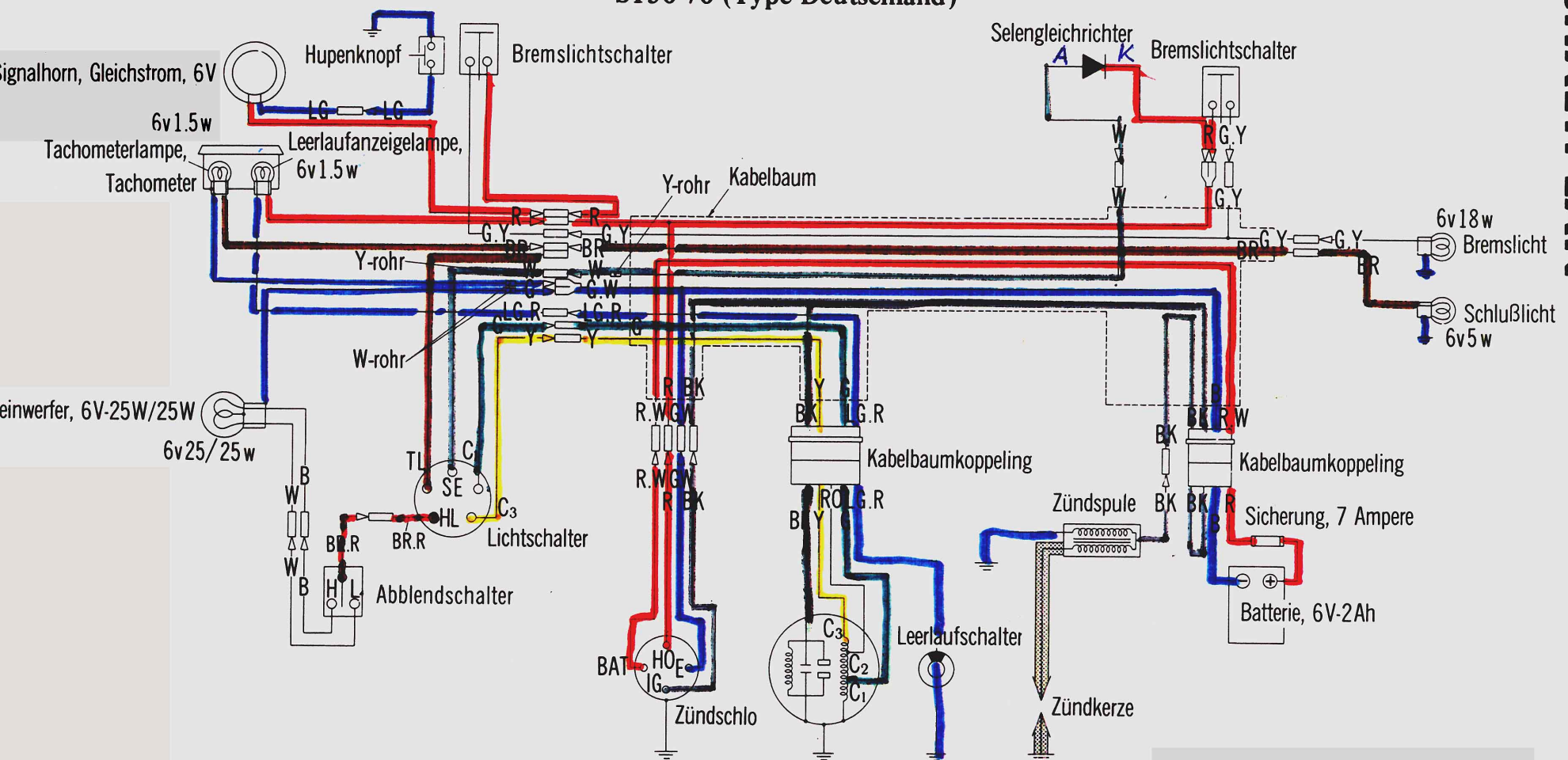


B098-39


F-20 Tool set

Ref. No.	Part No.	Description	Reqd. No.				Serial No.	Area code
			ST 50	ST K3	ST 70	ST K3		
1	89010-098-670	TOOL SET	1	1	1	1	B, D1, D2, D, DE, E, ED, F, N, SA, U	
	89010-126-000	TOOL SET	1	1	1	1	32	
2	89101-011-000	BAZ, TOOL	1	1	1	1	32	
3	89101-011-010	BAZ, TOOL	1	1	1	1	B, D1, D2, DE, E, ED, F, N, U	
	99008-01600	BAZ, TOOL, 160MM	1	1	1	1	B, D1, D2, D, DE, E, ED, F, N, SA, U	
4	89215-001-000	WRENCH, SOCKET, 3MM	1	1	1	1	142963 ED, F 532342 B 136476 D1, G, U 541330 D2, F	
	89215-107-000	WRENCH, SOCKET, 3MM	1	1	1	1	142964 ED, F 532343 B 136477 D1, G, U 541331 D2, F	
5	89216-045-010	WRENCH, SPARK PLUG	1	1	1	1		
6	89218-028-000	SPANNER, BAR HANDLE, 8MM	1	1	1	1	B, D1, D2, DE, E, ED, F, N, U	
	99005-02000	BAR B, HANDLE	1	1	1	1		
7	89231-001-000	GAUGE, TAPPET CLEARANCE	1	1	1	1	B, D1, D2, D, DE, E, ED, F, N, SA, U	
8	99001-09000	SPANNER, 9	1	1	1	1	B, D1, D2, D, DE, E, ED, F, N, SA, U	
9	99001-10120	SPANNER, 10X12	1	1	1	1		
10	99001-14170	SPANNER, 14X17	1	1	1	1		
11	99002-13500	PLIERS, 135	1	1	1	1		
12	99003-10000	DRIVER 2, PLUS SCREW	1	1	1	1		
13	99003-20000	DRIVER 3, PLUS SCREW	1	1	1	1		
14	99003-30000	DRIVER 2, MINUS SCREW	1	1	1	1		
15	99003-50000	GRIP	1	1	1	1		


ST50-70 (Type Deutschland)



LICHTSCHALTER SHALTANORDNUNG



ZÜNDSCHLOß-SCHALTANORDNUNG



Schwungrad, Wechselstromgenerator

- BK Schwarz
- B Blau
- BR Braun
- G Grün
- LG Hellgrün
- R Rot
- RO Rosa
- W Weiß
- Y Gelb
- BR. R Braun mit roter Spirale
- G. Y Grün mit gelber Spirale
- G. W Grün mit weißer Spirale
- LG. R Hellgrün mit roter Spirale
- R. W Rot mit weißer Spirale