




AUTHENTIC PERFORMANCE™



2007–2008

MOPAR

REMANUFACTURED PARTS



3 YEARS/80,000 MILES
REMAN
POWERTRAIN WARRANTY

THE REMANUFACTURING PROCESS

MOPAR REMANUFACTURED PRODUCTS

Quality and Value for Owners of Chrysler, Dodge and Jeep Vehicles

When it comes to service and repair, vehicle owners have a wide variety of choices today. One of the more logical choices for owners of older vehicles—and the technicians that work on them—is to choose Mopar remanufactured products. Mopar offers a full line of authentic remanufactured products for Chrysler, Dodge and Jeep vehicles. Each Mopar remanufactured product features traditional Mopar quality at prices that can be significantly less than comparable new O.E. products.

What makes Mopar remanufactured products superior to other reman products? Simply put, Mopar's remanufacturing process. When a failed part—or core—is received for remanufacturing, it is first completely torn down and inspected. Cores that fail to meet Mopar's strict standards are automatically discarded at this point. Cores that make the cut are then further inspected and thoroughly cleaned. As part of the remanufacturing process, many new, O.E.-style components are automatically installed. The remaining components are remanufactured using DaimlerChrysler Engineering and Mopar standards—essentially returning the part to exact

O.E. specifications for quality and performance. For some Mopar remanufactured products—transmissions for example—the latest DaimlerChrysler Engineering upgrades are included in the remanufacturing process. Following reassembly, all Mopar remanufactured products face a grueling battery of tests to assure that quality, reliability and performance are up to Mopar standards. Testing procedures vary by product line, but one constant remains: The tests are so comprehensive that even the slightest flaw will be detected and that product will not ship. All this is done to give owners of Chrysler, Dodge and Jeep vehicles the best quality and value to enhance their overall ownership experience.

For more information about Mopar's full line of remanufactured products, visit www.mopareman.com.





TABLE OF CONTENTS

GENERAL INFORMATION

Getting to Know This Catalog	4
Reman Support Materials.....	5
Power Service Centers.....	6
Warranty.....	7
Core Return Policy.....	8
Technical Support Hot Lines.....	9
Acronyms and Abbreviations.....	10
Sales Codes.....	11
Model Codes.....	12

PRODUCT APPLICATIONS

BRAKES (Group 5)

Calipers	17
Master Cylinders.....	18
RWAL & SWAL Valve Assemblies.....	19
ABS Components	20

DRIVELINE (Group 2)

CV Axle Assemblies.....	23
-------------------------	----

ELECTRICAL/ELECTRONICS (Group 8)

Alternators	31
Starters.....	34
Distributors.....	38
Window Lift Motors	40
Window Wiper Motors	41
Backlite Wiper Motors.....	42
Four Cylinder Controllers	43
Single Board Electronic Controllers (SBEC).....	44
Single Board Electronic Controllers (SBECIII).....	52
Viper/Truck/Jeep® Engine Controllers (JTEC).....	60
Single Module Engine Controllers (SMEC).....	68
Electronic Engine Controllers (FENIX).....	70
Logic Modules.....	71
Power Modules.....	71
Spark Control Computers (SCC).....	72
Electronic Automatic Transaxle (EATX).....	74
Jeep® Transmission Controllers.....	76
Diesel Heater Control Module.....	76
ABS Electronic Controllers.....	77

ENGINES/ENGINE PARTS (Groups 7 & 9)

Sales Codes	81
Long Blocks	82
Short Blocks	120
Cylinder Heads.....	128
Turbochargers.....	130
Water Pumps.....	131

DIESEL ENGINE ASSEMBLIES/ENGINE COMPONENTS AND PRODUCTS (Groups 7 & 9)

Cummins-Diesel Engines Information	135
Cummins-Diesel Long Block Engines.....	138
Cummins-Diesel Short Block Engines	139
Cummins-Diesel Connecting Rods.....	139
Cummins-Diesel Crankshafts.....	140
Cummins-Diesel Cylinder Heads	140

Cummins-Diesel Turbochargers.....	141
Cummins-Diesel Water Pumps.....	141
Cummins-Diesel Fuel Injectors	142
Cummins-Diesel Starters.....	142
Cummins-Diesel Fuel Injection Pumps	143
Cummins-Diesel EGR Valve Kit.....	143
Cummins-Diesel Engine Controller (JTEC).....	144
Cummins-Diesel Vacuum Pumps	146

FUEL SYSTEMS (Group 14)

Electric Fuel Pumps.....	149
--------------------------	-----

HEATING/AIR CONDITIONING (Group 24)

A/C Clutch and Coil Kits.....	153
Heater & A/C Blower Motors.....	154
A/C Compressors	155
A/C Compressors with Clutch Kit.....	157

STEERING PARTS (Group 19)

Power Steering Pumps.....	161
Rack & Pinion Power Steering Gears	163
Power Steering Gears.....	168

TRANSAXLES/TRANSMISSIONS/ TRANSFER CASES (Group 21)

Automatic Transaxles.....	171
RWD Automatic Transmissions	175
Automatic Transmissions.....	179
Manual Transmissions & Transaxles.....	180
Manual Transmission Covers.....	181
Torque Converters	182
Remanufacturer's Kit	184
Master Overhaul Kit.....	184
Mater Overhaul Kit Plus.....	185
Valve Bodies.....	185
Front Pumps	186
Planetary Gear Assembly.....	187
Input Clutch Assembly.....	187
Transfer Cases.....	188

TECHNICAL INFORMATION

Transaxle/Transmission Installation Guide.....	193
Long Block Installation Guide.....	197
Short Block Installation Guide.....	199
Cylinder Head Installation Guide.....	201
Electronics Troubleshooting Guide	203

GLOBAL CORE RETURN SYSTEM (GCRS)

Powertrain Control Module	210
Transmission	212
Transmission Subassembly.....	213
Starter & Alternator.....	214
Power Steering/Rack & Pinion	215
Fuel Pump.....	216
Gas Engine	217
Sprinter Engine.....	218
Brake Caliper.....	219
Catalog & Product Line Inquiry/Comment Form	221

GETTING TO KNOW THIS CATALOG

This edition of the Mopar Remanufactured Parts Catalog can be an important tool for you. It features multiple product groups with more than 2,000 part numbers. It represents the complete line of Mopar Remanufactured Parts, including alternators, brake master cylinders, front CV axles, starters, torque converters, engines, transmissions and transaxle assemblies.

This catalog contains technical information and vehicle details designed to give you accurate application information. To get the most out of this catalog, take a few minutes to read the following:

HOW THIS CATALOG IS ARRANGED

- 1. General Information:** This section gives you details about the Mopar Reman program and has a list of telephone numbers to call for technical, installation and application help. In this section you will also find a complete list of vehicle model codes and engine and transmission sales codes, to enable you to make positive identification.
- 2. Chrysler/Plymouth/Dodge/Jeep®/Eagle Remanufactured Parts:** This section gives you a complete listing of Mopar Remanufactured Parts available for Chrysler, Plymouth and Dodge vehicles from 1978 through 2007 and Jeep/Eagle vehicles for 1985 through 2007 (as applicable).



CATALOG LISTINGS FORMAT

All major categories of remanufactured parts such as brakes and driveline are arranged in alphabetical order. The part applications are organized by Passenger Cars, Minivans, Trucks & Vans, Imports, and Jeep Vehicles. The parts are identified by model year — newest listed first, then model application and, finally, the Original Equipment (O.E.) part number, if available. Any special instructions to help you identify parts will be found alongside the part number(s).

CATALOG REPLACEMENT

This catalog contains the latest Mopar Remanufactured Parts information available and supersedes all previous catalogs. Replace your old catalog with this edition. Additional catalogs are available in limited quantities by ordering 00PM4643.

NOTE: Since the time of printing, some of the information you'll find in this catalog may have been updated. See your dealer for the latest Mopar product information.

REMAN SUPPORT MATERIALS

For the latest up-to-date Reman marketing and technical support materials, wholesale prospecting and direct mail, please log on to www.mopareman.com, then click on “Marketing Support.”



POWER SERVICE CENTERS

MOPAR POWER SERVICE CENTERS

New Nationwide Powertrain Sales and Marketing Network Delivers—Right Away

You need remanufactured engines and transmissions. Mopar's got 'em.

You need express delivery of remanufactured engines and transmissions. We can help.


Introducing Mopar Power Service Centers: your speedy solution for powertrain delivery. Mopar has teamed with Tracy Industries, a renowned name in the powertrain industry for over half a century, to develop a comprehensive sales and marketing network for Mopar reman engines and transmissions. It's the fastest way that you can get your customers' Chrysler, Jeep or Dodge vehicles in and out, reducing turnaround time and increasing profits.

Mopar Power Service Centers are fully stocked with hundreds of Mopar part numbers that cover virtually all Chrysler, Dodge and Jeep applications. That means that you have immediate access to a full line of reman engines and transmissions. It's a quick and convenient way to make sure your customers are well serviced, and leave happy.

Mopar Power Service Centers Offer You:

- Authentic Mopar remanufactured engines and transmissions.
- Express delivery.
- Hundreds of Mopar part numbers that cover virtually all popular Chrysler, Dodge and Jeep applications.
- Competitive prices.
- 35 strategically located sales and marketing centers nationwide, to meet your needs.

Take advantage of the Mopar Power Service Center distribution network. Call 1-888-637-3626 for more information.



Hundreds of Mopar part numbers that cover virtually all popular Chrysler, Dodge and Jeep® applications.

NEW WARRANTY



3 YEARS/80,000 MILES
REMAN
POWERTRAIN WARRANTY

WARRANTY COVERAGE FOR EVERY NEED

Quality. Value. Availability. Those are just some of the hallmarks of Mopar remanufactured products. Now warranty coverage can be added to that list with Mopar's new 3 year/80,000 mile warranty on certain powertrain products.

Mopar's new 3 year/80,000 mile warranty is a significant extension from the previous 3 year/36,000 mile warranty. Mopar's new warranty on remanufactured powertrain components is superior to many aftermarket suppliers, and makes a solid statement about the level of quality designed into each remanufactured powertrain component.


Mopar's 3 year/80,000 mile warranty covers the following Mopar remanufactured powertrain components: Gasoline long and short block engine assemblies, gasoline engine cylinder heads, front-wheel-drive transaxles, and rear-wheel-drive transmissions. Parts and labor are covered when original installations and warranty repairs are performed by an authorized Chrysler, Dodge or Jeep dealer. Additionally, a flat labor allowance is available to the original installing Independent Repair Facilities.

Benefits of Mopar's Remanufactured Powertrain Warranty:

- Nationwide warranty
- Hassle-free warranty registration
- Warranty eligibility verification available via DealerCONNECT
- 100% transferable to subsequent vehicle owners
- Repair Facility Authorization Center Hot Line 1-866-262-8517

Other Mopar Remanufactured Parts not covered by Mopar's new 3/80 warranty (except for remanufactured Cummins-Diesel and powertrain assemblies) are warranted for parts and labor by a 12 month/12,000 mile limited warranty when original installations and warranty repairs are performed by an authorized Chrysler, Dodge or Jeep dealer. Mopar Remanufactured Parts sold over-the-counter or wholesaled are covered by a 12 month limited warranty for parts (exchange) only. There is no flat labor allowance available.

Mopar Cummins-Diesel Remanufactured Parts feature a 6 month/unlimited miles limited nationwide warranty.



REMANUFACTURED PARTS CORE RETURN POLICY

CORE RETURN AND CREDIT ELIGIBILITY

1. Only those parts with an active core part number offered on the Mopar Remanufactured Parts program are eligible for return and credit.
2. Only cores generated by the purchase and sale of Mopar Remanufactured Parts are eligible for return to DaimlerChrysler for exchange credit on a one-for-one replacement basis. The quantity of cores received from a dealer cannot exceed the quantity of Mopar Remanufactured Parts purchased.
3. Cores that result from dealer-to-dealer sales must have eligibility transferred in the Global Core Return System – screen GCRN.
4. DaimlerChrysler may chargeback dealers for credit paid on damaged, disassembled, or incomplete cores.
5. DaimlerChrysler may take other actions as necessary if the core return policy is not followed.
6. Effective January 1, 2003, cores are eligible for return up to two years after the date of purchase.

CORE RETURN REQUIREMENTS AND ACCEPTABILITY OF CORES

1. Returned cores must be drained completely, fully assembled, undamaged and complete with the same components provided with the replacement Mopar remanufactured part.
2. No credit will be paid for broken, disassembled or incomplete cores.
3. All cores must be returned in the box or crate in which the replacement Mopar remanufactured part was shipped.



MOPAR REMANUFACTURED TRANSMISSION CORE ACCEPTABLE STANDARDS

GLOBAL CORE RETURN SYSTEM

EFFECTIVE MAY 15, 2003

Mopar Remanufactured Parts are made to meet or exceed the standards of the original parts. To ensure the highest quality, Mopar Remanufactured Parts are made to meet or exceed the standards of the original parts. To ensure the highest quality, Mopar Remanufactured Parts are made to meet or exceed the standards of the original parts.

MOPAR PARTS CORE RETURN POLICY

Have you logged on yet?
Check out www.mopar.com today!



MOPAR REMANUFACTURED TRANSMISSION CORE ACCEPTABLE STANDARDS

GLOBAL CORE RETURN SYSTEM

Transmission Core Return Standards

Dispositives: Checkback Against U.S. of Core Note

Dispositives	Checkback Against U.S. of Core Note
Incompletely Drained	0%
Missing Input/Output Shaft Seal	100%
Missing Output Shaft Seal	100%
Missing Retainer Pack	100%
Core Damage	100%
Missing Torque Converter	100%
Component Received With No Core	100%
Reversible Component Missing	100%
Wrong Part Received	100%

For product literature, contact your distributor or visit www.mopar.com.
© 2003 Mopar, a Division of the Chrysler Group. All rights reserved.

HOT LINES

TECHNICAL SUPPORT HOT LINES

When technical, application or diagnostic information is needed to complete a repair using Mopar Remanufactured Parts, the following hot lines are available. Each is staffed by experienced technicians ready to help answer your questions.

PARTS CATEGORY	AVAILABLE TIMES	HOT LINE NUMBER
		
Alternators and Starters (Bosch)	9:00 am - 7:00 pm EST	1-800-850-0846
CV Axle Assemblies	8:00 am - 4:30 pm EST	1-800-296-0811
Cummins-Diesel	7:00 am - 8:00 pm EST 8:00 am - 5:00 pm CST	1-800-343-7357 1-800-777-3266
Electronic Engine/Transmission Controllers TBI/Turbo Power & Logic Modules	8:00 am - 5:00 pm EST	1-800-866-6727
Electric Fuel Pumps, Heater Blower Motors, Window Lift Motors, Wiper Motors, Calipers, Power Steering Pumps, Rack & Pinion Steering Gears, Starters and Alternators (Denso)	8:00 am - 4:30 pm EST	1-866-296-0811
AC Compressors with or without Clutches	9:00 am - 4:00 pm EST	1-800-463-5383 ext. 406
Engines/Cylinder Heads I4 and V6 Passenger Car/Minivan, V10	9:00 am - 4:00 pm EST	1-800-387-0009
V6 and V8 Cast Iron Car/Truck	9:00 am - 4:00 pm EST	1-800-387-0009
Jeep® Engines	6:00 am - 3:00 pm EST	1-800-649-7619
Sprinter Engine	6:00 am - 3:00 pm EST	1-800-649-7619
247 Transfer Case	9:00 am - 4:00 pm EST	1-800-850-7827
Transaxles/Transmissions	9:00 am - 4:00 pm EST	1-800-850-7827
Torque Converters	9:00 am - 4:00 pm EST	1-800-850-7827
Water Pumps	9:00 am - 5:00 pm EST	1-800-850-0846
S.T.A.R. Center (Dealer Only)	9:00 am - 4:00 pm EST	1-800-850-7827

CST – Central Standard Time

EST – Eastern Standard Time

ACRONYMS AND ABBREVIATIONS

BELOW ARE COMMON ACRONYMS AND ABBREVIATIONS YOU WILL FIND THROUGHOUT THIS CATALOG:

ACRONYM	DESCRIPTION
ABS	Antilock Brake System
ACR	American Club Racing
AIS	Automatic Idle Speed Motor
A/T	Automatic Transmission/Transaxle
AWAL	All Wheel Antilock
AWD	All Wheel Drive
BBL	Barrel
BUX	Built Up Export
CAL	California Emissions
CAN	Canada Emissions
CARB	California Air Resources Board
CCD	Chrysler Collision Detection Bus
CID	Cubic Inch Displacement
CNG	Compressed Natural Gas
CPL	Control Parts Listing
DOHC	Dual Overhead Cam
EATXII	Electronic Automatic Transaxle Controller (Second Generation)
ECE	Economic Commission of Europe
ECM	European Community Market
EEC	European Economic Community
EEL	Equivalent Emission Limitation
EFI	Electronic Fuel Injection
EGR	Exhaust Gas Recirculation Valve
EPA	Environmental Protection Agency Rating
EPROM	Electronic Programmable Read Only Memory
FE	Front Exhaust
FED	Federal
FF	Firm Feel
FFV	Flexible Fuel Vehicle
FWD	Front Wheel Drive
GCC	Gulf Coast Community
HD	Heavy-Duty
HP	Horsepower
INT HSG	Internal Housing
LD	Light-Duty
LDP	Leak Detection Pump
LE	Longitudinal Electronic
LEV	Low Emissions Vehicle

ACRONYM	DESCRIPTION
MEX	Mexico
MMC	Mitsubishi Motor Company
MPH	Miles Per Hour
MPI	Multi-Point Injection
M/T	Manual Transmission/Transaxle
NAA	Emission Sales Code for Federal
NAE	Emission Sales Code for California
NLEV	National Low Emissions Vehicle
OBDII	On-Board Diagnostics (Second Generation)
OHV	Overhead Valve
P/N	Part Number
P/U	Pickup
PZEV	Partial Zero Emission Vehicle
RE	Rear Exhaust
RFI	Radio Frequency Interference
RH	Rear Wheel Hydraulic
RWAL	Rear Wheel Antilock
RWD	Rear Wheel Drive
SAE	Society of Automotive Engineers
SBEC	Single Board Engine Controller
SCC	Spark Control Computer
SFI	Single Point Fuel Injection
SMEC	Single Module Engine Controller
SMPI	Sequential Multi Port Injection
SOHC	Single Overhead Cam
SS	Standard Steering
S.T.A.R.	Service Technical Assistance Resource
STD. ALT.	Standard Alternator
SWAL	Small Wall Antilock
TBI	Throttle Body Injected
TCM	Transmission Control Module
TE	Transverse Electronic
TLEV	Transitional Low Emissions Vehicle
TRS	Transmission Range Switch
TH	Transverse Hydraulic
ULEV	Ultra Low Emissions Vehicle
VTA	Vehicle Theft Alarm
VVT	Variable Value Timing
WB	Wheel Base

SALES CODES

The Body Code Plate contains the specific sales codes of components used in the particular vehicle. This information is useful to the technician to identify the vehicle's engine and transmission. By comparing the sales codes for engines and transmissions from the Body Code Plate with the sales codes provided below, you can more accurately identify the correct replacement parts. Refer to the applicable service manual for Body Code Plate location and decoding.

ENGINE SALES CODES

ENGINE CODE	DESCRIPTION
EBA	1.8L 4 Cyl. DOHC 16V Dual VVT Engine
EBG	2.0L 4 Cyl. DOHC 16V Turbo Engine
ECC	2.0L 4 Cyl. DOHC 16V SMPI Engine
ECF	2.0L 4 Cyl. DOHC 16V SFI Engine
ECG	2.0L 4 Cyl. DOHC 16V Engine
ECN	2.0L 4 Cyl. DOHC 16V Dual VVT Engine
ED2	2.4L 4 Cyl. PZEV 16V DOHC Engine
ED3	2.4L 4 Cyl. DOHC 16V Dual VVT Engine
ED4	2.4L 4 Cyl. DOHC 16V Turbo Engine
EDJ	2.2L 4 Cyl. Turbo Diesel Engine
EDM	2.5L 4 Cyl. EFI Engine
EDT	2.4L 4 Cyl. DOHC 16V Turbo Engine
EDV	2.4L 4 Cyl. DOHC 16V H.O. Turbo Engine
EDZ	2.4L 4 Cyl. DOHC 16V SMPI Engine
EEB	2.5L V6 SOHC 24V SMPI Engine
EEE	2.7L V6 DOHC 24V FFV Engine
EER	2.7L V6 DOHC 24V MPI Engine
EES	2.7L V6 24V w/Active Intake Engine
EF7	3.0L V6 SOHC 24V Engine
EF8	3.0L V6 DOHC 24V MPI Engine
EF9	3.0L V6 DOHC 24V MPI 2 Turbo Engine
EG2	3.5L V6 Gas Engine
EGA	3.3L V6 OHV Engine
EGD	3.3L V6 Engine
EGF	3.5L High Output V6 24V MPI Engine
EGG	3.5L High Output V6 24V MPI Engine
EGH	3.8L V6 OHV Engine
EGM	3.3L V6 OHV FFV Engine
EGQ	4.0L V6 SOHC Engine
EGS	4.0L V6 SOHC Engine
EGT	3.8L V6 SMPI Engine
EGW	3.2L DOHC Engine
EGX	3.2L V6 SOHC 18V Engine
EHC	3.9L SMPI V6 Engine
EJA	1.8L 4 Cyl. SOHC 16V SMPI Engine
EJB	1.5L 4 Cyl. SOHC 12V SMPI Engine
EKG	3.7L V6 Engine
ELF	5.2L V8 MPI Engine
ELN	5.2L V8 MPI CNG Engine
ELP	5.2L V8 LPG Engine
EML	5.9L V8 MPI Engine
EPE	2.5L Magnum SMPI I-4 Engine
ERH	4.0L Power Tech I-6 Engine
ESF	6.1L SRT Hemi SMPI V8 Engine
ETB	5.9L I-6 Cummins Turbo Diesel Engine

ENGINE SALES CODES (CONT.)

ENGINE CODE	DESCRIPTION
ETC	5.9L Cummins 24V Diesel Engine
ETH	5.9L H.O. Cummins Turbo Diesel Engine
ETJ	6.7L Cummins Turbo Diesel Engine
EVA	4.7L V8 MPI Engine
EVC	4.7L High Output V8 MPI Engine
EVD	4.7L V8 FFV Engine
EWA	8.0L V10 MPI Engine
EWB	8.0L V10 SFI Engine
EWC	8.3L V10 SFI Engine
EXL	3.0L V6 Turbo Diesel Engine
EXM	3.0L V6 Turbo Diesel Engine
EY7	2.4L 4 Cyl. Engine
EZA	5.7L Hemi V8 Engine
EZB	5.7L Hemi Multi Displacement Engine

TRANSMISSION SALES CODES

TRANS CODE	DESCRIPTION
DD4	5-Speed Performance Manual
DD5	5-Speed Manual (NVT 350)
DDC	5-Speed Manual (NVG 3500)
DDK	5-Speed Manual (NVG 1500)
DDO	5-Speed Manual (AX15)
DDP	5-Speed Manual (NVG 4500)
DDP	5-Speed Auto (NVG 4500)
DDQ	5-Speed Manual (AX15) (AX5)
DED	6-Speed Manual (NS6 370)
DEE	6-Speed Manual (NVG 5600)
DG4	4-Speed Auto (45RFE)
DG6	4-Speed Auto (42RLE)
DG8	4-Speed Auto (48RE)
DGA	3-Speed Auto (31TH)
DGB	4-Speed Auto (47RE)
DGD	3-Speed Auto (30RH)
DGG	3-Speed Auto (32RH)
DGJ	5-Speed Auto (WA580)
DGK	4-Speed Auto (42RE)
DGL	4-Speed Electronic Auto Transaxle (41TE)
DGM	3-Speed Auto (31TH)
DGP	4-Speed Auto (47RE)
DGQ	5-Speed Auto (45RFE)
DGS	4-Speed Auto (AW4)
DGT	4-Speed Auto (46RE)
DGW	4-Speed Auto (44RE)
DGU	5-Speed Auto (WA580)
DGX	4-Speed Electronic Auto Transaxle (42LE)

MODEL CODES

VEHICLE MODEL CODES 1978–2007 DOMESTIC PASSENGER CARS AND TRUCKS

Vehicles are identified in this catalog by one or two character codes. The matrix below easily identifies codes by model year.

1993–2007 CHRYSLER, PLYMOUTH, DODGE, DODGE TRUCK

BODY CODE	VEHICLE MODEL
AA	Acclaim, LeBaron Sedan, Spirit
AB	Ram Van, Wagon (RWD)
AC	Dynasty, New Yorker Landau/Salon
AD	Ram Pickup, Ramcharger, Ram Cab & Chassis (RWD & 4WD)
AG	Daytona
AJ	LeBaron Coupe/Convertible
AN	Dakota Pickup, Dakota Cab & Chassis (RWD & 4WD)
AP	Shadow, Shadow Convertible, Sundance
AS/NS/RS	Caravan, Grand Caravan, Town & Country, Voyager, Grand Voyager (FWD & AWD)
AY	Imperial, New Yorker, 5th Avenue
BB	Monaco
BD	Laser
BE	Ram Quad Cab
BR	Ram Pickup (RWD & 4WD)
B2	Colt
B4	Ram 50, Power Ram 50 (RWD & 4WD)
B7	Stealth (FWD & AWD)
B8	Colt Vista (FWD & AWD)
B9	Colt, Summit
CS	Pacifica
CZ	Vista, Summit Wagon
DH	Ram Pickup Heavy Duty
DN	Durango
DR	Ram Pickup
FJ	Avenger, Sebring
HB	Durango
JA	Breeze, Cirrus, Stratus
JR	Stratus, Sebring Sedan
JX	Sebring Convertible
LH	300M, Concorde, Intrepid, LHS, New Yorker, Vision
LX	300, Magnum, Charger
ND	Dakota Pickup
PL	Neon
PM	Caliber
PR	Prowler
PT	PT Cruiser
SR	Viper
ST	Sebring Coupe, Stratus Coupe
ZB	Viper SRT-10
ZH	Crossfire

1990–1992 CHRYSLER, PLYMOUTH, DODGE, DODGE TRUCK

BODY CODE	VEHICLE MODEL
AA	Acclaim, LeBaron Sedan, Spirit
AB	Ram Van, Wagon (RWD)
AC	Dynasty, New Yorker Landau/Salon
AD	Ram Pickup, Ramcharger, Ram Cab & Chassis (RWD & 4WD)
AG	Daytona
AJ	LeBaron Coupe/Convertible
AL	Horizon, Omni (through 1990)
AN	Dakota Pickup, Dakota Cab & Chassis (RWD & 4WD)
AP	Shadow, Shadow Convertible, Sundance
AQ	Chrysler TC (by Maserati)
AS	Caravan, Grand Caravan, Caravan C/V, Town & Country, Voyager, Grand Voyager (FWD & AWD)
AY	Imperial, New Yorker, 5th Avenue
BB	Monaco
BD	Laser
B2	Colt
B3	Colt Vista (FWD & AWD)
B4	Ram 50, Power Ram 50 (RWD & 4WD)
B7	Stealth (FWD & AWD)
LC	Colt, Summit
SR	Viper SRT-10

1987–1989 CHRYSLER, PLYMOUTH, DODGE

BODY CODE	SERIES	VEHICLE MODEL
A	D	Spirit (from 1989)
	P	Acclaim (from 1989)
C	C	New Yorker (from 1988)
	D	Dynasty (from 1988)
E	E	600 (from 1988)
	J	Caravelle (to 1988)
	T	New Yorker (to 1988)
G	V	Daytona, Laser
H	C	LeBaron GTS
	D	Lancer
J	C	LeBaron Coupe
K	C	LeBaron, Town & Country
	D	Aries
	P	Reliant
L	M	Horizon, Turismo
	Z	Omni, Charger

MODEL CODES

(CONTINUED)

VEHICLE MODEL CODES

1987–1989 CHRYSLER, PLYMOUTH, DODGE (CONT.)

BODY CODE	SERIES	VEHICLE MODEL
M	B	Gran Fury
	F	5th Avenue
	G	Diplomat
P	D	Shadow
	P	Sundance
Q	C	Chrysler TC by Maserati (from 1989)
S	H	Voyager, Grand Voyager
	K	Caravan, Grand Caravan, Caravan C/V

1984–1986 CHRYSLER, PLYMOUTH, DODGE

BODY CODE	SERIES	VEHICLE MODEL
E	E	600
	J	Caravelle (from 1985)
	T	New Yorker
G	C	Laser
	V	Daytona
H	C	LeBaron GTS
	D	Lancer
K	C	LeBaron, Town & Country
	D	Aries
	P	Reliant
	V	400
L	M	Horizon, Turismo
	Z	Omni, Charger
M	B	Gran Fury
	F	Newport, 5th Avenue
	G	Diplomat
S	H	Voyager, Grand Voyager
	K	Caravan, Grand Caravan, Caravan C/V

1981–1983 CHRYSLER, PLYMOUTH, DODGE

BODY CODE	SERIES	VEHICLE MODEL
E	E	600 (from 1983)
	T	New Yorker (from 1983)
J	S	Cordoba
	X	Mirada
	Y	Imperial
K	C	LeBaron, Town & Country
	D	Aries
	P	Reliant
	V	400
L	M	Horizon, Turismo
	Z	Omni, Charger, Rampage
M	B	Gran Fury
	F	Newport, 5th Avenue
	G	Diplomat
R	E	St. Regis (to 1981)
	J	Gran Fury (to 1981)
	T	Newport, New Yorker (to 1981)

1978–1980 CHRYSLER, PLYMOUTH, DODGE

BODY CODE	SERIES	VEHICLE MODEL
B	R	Fury (to 1978)
	S	Cordoba (to 1978)
	W	Monaco (to 1978)
	X	Charger, Magnum (to 1978)
C	C	Newport, New Yorker (to 1978)
F	H	Volare
	N	Aspen
J	S	Cordoba (from 1980)
	X	Mirada (from 1980)
L	M	Horizon, Turismo
	Z	Omni, Charger, Rampage
M	F	LeBaron
	G	Diplomat
R	E	St. Regis
	J	Gran Fury
	T	Newport, New Yorker

1990–2007 DODGE TRUCKS

REFER TO PASSENGER CAR/TRUCK LISTINGS

MODEL CODES

(CONTINUED)

VEHICLE MODEL CODES

1984–1989 DODGE TRUCKS

BODY CODE	VEHICLE MODEL
B	Full Size Van & Wagon
BB	Premier
D1, 2, 3	Pickup (2WD)
D4	Sport Utility (2WD)
D5, 6, 7	Pickup (4WD)
D8	Sport Utility (4WD)
N1	Midsize Pickup (2WD)
N5	Midsize Pickup (4WD)
T	Cab & Chassis (2WD)

1988–1993 JEEP/EAGLE

BODY CODE	VEHICLE MODEL
BZ	Summit, Summit Wagon
MJ	Comanche (RWD & 4WD)
SJ	Grand Wagoneer
XJ	Cherokee (RWD & 4WD)
YJ	Wrangler
ZJ	Grand Cherokee

1988–2007 JEEP®/EAGLE PASSENGER CARS AND TRUCKS

BODY CODE	VEHICLE MODEL
BB	Premier
BD	Talon
B2	Summit
B8	Summit Wagon
B9	Summit
HG	Aspen
JK	Wrangler Unlimited
KA	Nitro
KJ	Liberty
LH	Vision
MJ	Comanche (RWD & 4WD)
MK	Compass, Patriot
PM	Caliber
TJ	Wrangler
XJ	Cherokee (RWD & 4WD)
XK	Commander
WJ	Grand Cherokee
WK	Grand Cherokee
YJ	Wrangler
ZJ	Grand Cherokee

AUTHENTIC PERFORMANCE™




BRAKES

CALIPERS

MASTER CYLINDERS

REAR WHEEL
ANTILOCK BRAKE SYSTEM



AUTHENTIC PERFORMANCE™





THE MOPAR ADVANTAGE CALIPERS

- Each caliper is thoroughly cleaned, and all caliper housings are inspected for vertical and horizontal spread dimensions and bore dimensions.
- All finished surfaces are carefully inspected.
- Specialized tooling ensures that the pistons are installed squarely into the piston bore.
- Final assembly is pressure tested for low and high pressure leakage.

New Components

- Rubber bushings
- Seals
- Dust shields
- Bleeder screws



CALIPERS

PRODUCT FEATURES:

- Meets O.E. specifications as set by DaimlerChrysler Engineering
- Rubber bushings, seals, dust shields and bleeder screws are 100% new
- Pressure tested for leakage
- Brake pads not included



PASSENGER CARS

MODEL YEAR	APPLICATION	O.E. PART NO. LEFT SIDE	O.E. PART NO. RIGHT SIDE	REMAN PART NO. LEFT SIDE	REMAN PART NO. RIGHT SIDE
2000-1995	JA, JX Bodies	04728239	04728238	R4728239	R4728238
2000-1989	JX, PL Bodies	05011701AA	05011700AA	R5011701AA	R5011700AA
1999-1994	PL Body	05011071AA	05011070AA	R5011071AA	R5011070AA
1993-1991	C, Y Bodies w/14" Wheel	04423467	04423466	—	R4423466

MINIVANS

MODEL YEAR	APPLICATION	O.E. PART NO. LEFT SIDE	O.E. PART NO. RIGHT SIDE	REMAN PART NO. LEFT SIDE	REMAN PART NO. RIGHT SIDE
2000-1993	AS Body	04883377AA	04883376AA	R4883377AA	R4883376AA
1993-1991	AS Body w/14" Wheel	04423467	04423466	—	R4423466
	AS Body w/15" Wheel	04423717	04423716	R4423717	R4423716

TRUCKS & VANS

MODEL YEAR	APPLICATION	O.E. PART NO. LEFT SIDE	O.E. PART NO. RIGHT SIDE	REMAN PART NO. LEFT SIDE	REMAN PART NO. RIGHT SIDE
1998-1997	AN Body	04886073AA	04886072AA	R4886073AA	R4886072AA
1998-1994	BR Body - (75 mm) 1500 Series	04746367	04746366	R4746367	R4746366
	BR Body - (80 mm) 2500 Series	04746355	04746354	R4746355	R4746354
	BR Body - (86 mm) 3500 Series	04746345	04746344	R4746345	R4746344
1997-1986	AB Body	04313391	04313390	R4313391	R4313390
1996-1991	AN Body	52007057	52007056	R2007057	R2007056
1990-1986	AN Body	04313867	04313866	R4313867	R4313866

JEEP®

MODEL YEAR	APPLICATION	O.E. PART NO. LEFT SIDE	O.E. PART NO. RIGHT SIDE	REMAN PART NO. LEFT SIDE	REMAN PART NO. RIGHT SIDE
1997-1991	MJ, XJ, YJ, ZJ Bodies	05252985	05252984	R5252985	R5252984

MASTER CYLINDERS

PRODUCT FEATURES:

- Meets O.E. specifications as set by DaimlerChrysler Engineering
- ABS master cylinders are approved for warranty repairs



PASSENGER CARS

MODEL YEAR	APPLICATION	O.E. PART NO.	REMAN PART NO.
ABS			
1997-1995	JA, JX Bodies w/ABS	04764103	R4764103
1993-1991	C, Y Bodies w/ABS	04683633	R4683633
STANDARD			
2000-1995	JA, JX Bodies w/o ABS	04764192	R4764192

MINIVANS

MODEL YEAR	APPLICATION	O.E. PART NO.	REMAN PART NO.
ABS			
2000-1997	NS Body w/Traction Control	04721321	R4721321
1993-1991	AS Body w/ABS, Short WB - AWD	04683522	R4683522
	AS Body w/ABS, Long WB - FWD	04683398	R4683398
	AS Body w/ABS, Short WB - FWD	04683474	R4683474
	AS Body w/ABS, Long WB - AWD	04683555	R4683555
STANDARD			
2000-1996	NS Body w/o Traction Control	04683264	R4683264

MASTER CYLINDERS

(CONTINUED)

TRUCKS

MODEL YEAR	APPLICATION	O.E. PART NO.	REMAN PART NO.
ABS			
1997-1994	AB Body	52007310	R2007310
	BR Body	52004508	R2004508
STANDARD			
2002-1998	AB Body	04897210AB	R4897210AB
	BE, BR Bodies	05011256AB	R5011256AB
2001-1997	AN Body	04798157	R4798157


JEEP®

MODEL YEAR	APPLICATION	O.E. PART NO.	REMAN PART NO.
2001-1997	TJ Body	04798157	R4798157
2001-1995	XJ Body	04761941	R4761941

RWAL & SWAL VALVE ASSEMBLIES

PRODUCT FEATURES:

- Brake pressure limiting valve
- Includes solenoid control valves



RWAL - TRUCKS & VANS

MODEL YEAR	APPLICATION	O.E. PART NO.	REMAN PART NO.
1993-1989	BR Body (1/2 Ton), AD Body	04294857/052004693/52006185	R2004693
	BR Body (3/4 Ton), AB Body	04485143/052004694/52004016	R2004016
	BR Body (1 Ton)	04485144/052004695	R2004695
1992-1989	AN Body	04294919	R4294919

SWAL - TRUCKS & VANS

MODEL YEAR	APPLICATION	O.E. PART NO.	REMAN PART NO.
1997-1995	AB Body w/rear wheel ABS	52008934	R2008934
1997-1994	BR Body (1,2,6,7) 2 & 4WD w/rear wheel ABS	52007312	R2007312
1997	AN Body (1,5) 2 & 4WD w/rear wheel ABS	52007312	R2007312
1996-1993	AN Body (1,5) 2 & 4WD w/rear wheel ABS	52008304	R2008304
1994	AB Body w/rear wheel ABS	52007312	R2007312

ABS COMPONENTS

PRODUCT FEATURES:

- Meets O.E. specifications

ACTUATOR ASSEMBLY W/ABS - JEEP®

MODEL YEAR	APPLICATION	O.E. PART NO.	REMAN PART NO.
1993-1989	XJ Body	04637621/04746415	R4746415
1993-1989	XJ Body	04637620/04746418	R4746418

ACTUATOR PISTON KITS W/ABS - PASSENGER CARS, MINIVAN, TRUCK & JEEP®

MODEL YEAR	APPLICATION	O.E. PART NO.	REMAN PART NO.
1993-1991	C, Y Bodies	04740084	R4740084
1993-1991	AS Body	04740086	R4740086
1992-1991	BB Body	04856887	R4856887

PUMP & MOTOR ASSEMBLIES - MINIVAN, TRUCK & JEEP®

MODEL YEAR	APPLICATION	O.E. PART NO.	REMAN PART NO.
1993-1991	AS Body	04509292	R4509292
1992	AB Body	04723544	R4723544
1992-1991	AB Body	04584472	R4584472
1991	XJ Body	52007515	R2007515
1990-1989	XJ Body	52003297	R2003297

MODULATOR - JEEP®

MODEL YEAR	APPLICATION	O.E. PART NO.	REMAN PART NO.
1991-1990	XJ Body	04637626	R4637626

CONTROL MODULES


MODEL YEAR	APPLICATION	O.E. PART NO.	REMAN PART NO.
1998-1995	JA, JX Bodies	04605094	R4605094
	PL Body	05269963	R5269963
1997-1995	JX Body	04671221	R4671221

AUTHENTIC PERFORMANCE™



DRIVELINE

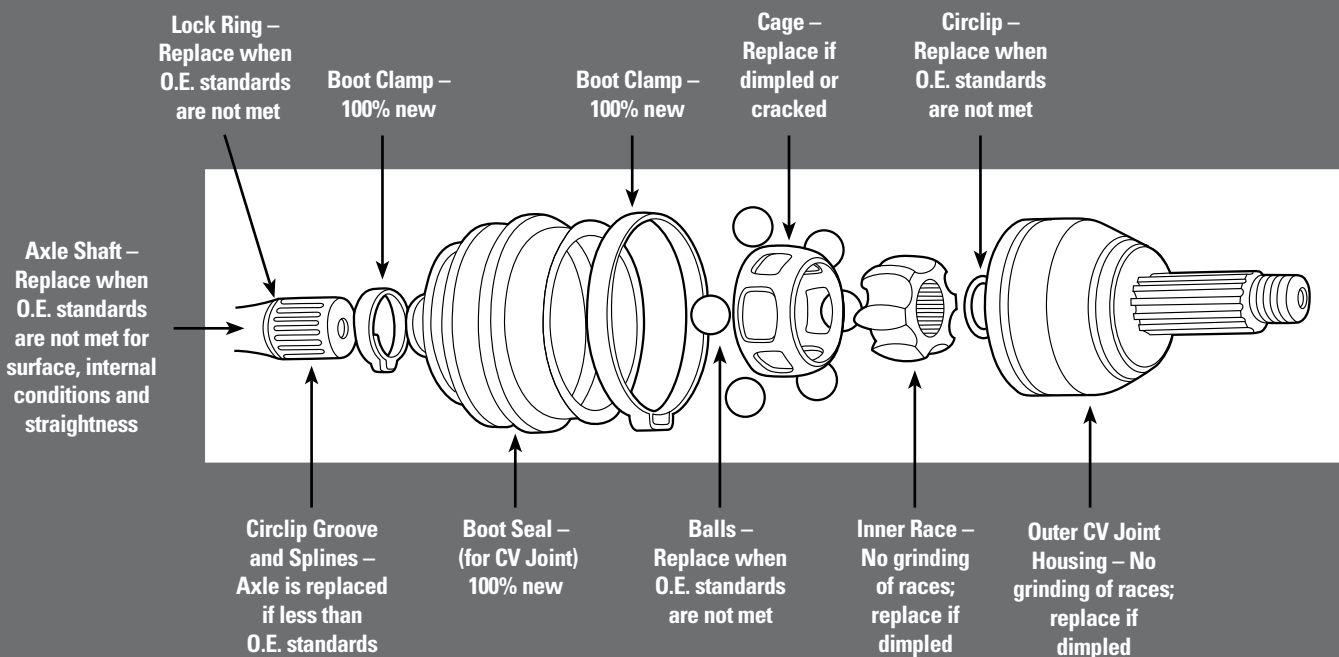
CV AXLE ASSEMBLIES



THE MOPAR ADVANTAGE

CV AXLE ASSEMBLY

- All cores are screened, fully disassembled, and cleaned thoroughly, retaining the integrity of subassemblies.
- Both inner and outer joint assemblies must pass functional tests for rotational torque, rocking play, and plunge effort.
- The final assembly must pass a final functional “tuning” test for total play of less than 2 degrees. All 43 in-process tests meet the SAE Recommended Practice (draft J1620).



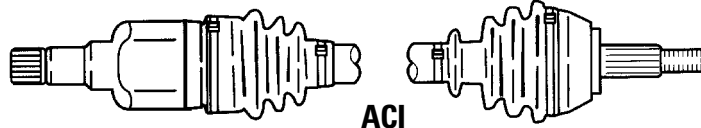
CV AXLE ASSEMBLIES

DAIMLERCHRYSLER HALF-SHAFT IDENTIFICATION

(IDENTIFY USING INNER JOINT & BOOT)

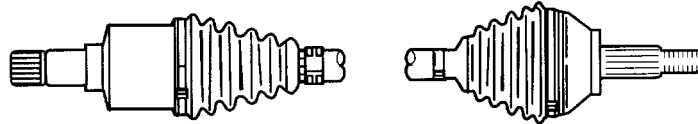
INNER SIDE

OUTER SIDE



ACI

(Y-Shaped Inner w/3 Ribs Tapered – Cone-Shaped)



SAGINAW (SAG)

(Round Inner w/6 Ribs Tapered – Cone-Shaped)
1991 and up – Y-Shaped Inner – Without Plastic Cap



GKN

(Round Inner w/3 Ribs [2 Small, 1 Large] – Spaced)
1991 and up – Y-Shaped Inner – With Plastic Cap



CITROEN (CIT)

(Round Inner Welded w/3 Ribs – Narrow Neck)

IMPORTANT NOTE:

COMPLETE SHAFT TYPES ARE INTERCHANGEABLE – COMPONENTS ARE NOT.


Replacement shafts may be different from the shaft being removed due to part number consolidations. If there are visible differences, verification can be made by checking the following as being the same:

1. Overall length should be the same – compress shaft and measure end to end.
2. Inner CV joint splines, diameter and contact surfaces should be the same for the areas that insert into the transmission.
3. Outer CV joint splines, diameter and contact surfaces should be the same for the areas that insert into the wheel hub.

CV AXLE ASSEMBLIES

PRODUCT FEATURES:

- Required to pass 43 tests to ensure quality and adherence to DaimlerChrysler Engineering specifications
- Quality inspections are performed throughout the entire remanufacturing process, from preliminary core inspection through final assembly



PASSENGER CARS

MODEL YEAR	APPLICATION	ENGINE/ TRANS.	REMAN PART NUMBER LEFT/RIGHT SIDE	NOTE	AXLE BOOTS (LEFT SIDE) OUTER/INNER	AXLE BOOTS (RIGHT SIDE) INNER/OUTER
2002-2001	JR Body w/o ABS	4 Cyl. A/T	R2073679AC/R2073689AC	—	—	—
	JR Body w/ABS	4 Cyl. A/T	R2073677AC/R2073687AC	—	—	—
	JR Body w/o ABS*	6 Cyl.	R2073679AC/R2073689AC	—	—	—
	JR Body w/ABS*	6 Cyl.	R2073677AC/R2073687AC	—	—	—
	JR Body w/o ABS	4 Cyl. M/T	R2073679AC/R2073689AC	—	—	—
	PT Body w/ABS	A/T	R2073357AC/R2073367AC	—	—	—
2002-1998	LH Body w/ABS	All	R2073753AC/R2073763AC	—	—	R2826064/ —
2001-2000	PL Body w/wo ABS	3 Spd. A/T	R2073395AC/R2703380AC	—	—	—
2001-1993	LH Body w/o ABS	All	R2073756AC/R2073766AC	—	—	—
2000	JX Body w/wo ABS	All	R2073677AC/R2073687AC	—	—	—
2000-1998	JA Body w/ABS	All	R2073677AC/R2073687AC	—	—	R2826064/ —
2000-1995	FJ Body w/wo ABS	2.5L	R2078318AC/R2078325AC	—	R2826075/ —	—/R2826075
	JA Body w/o ABS	All	R2073677AC/R2073687AC	—	—	R2826064/ —
1999-1998	PL Body w/wo ABS	M/T	R2073397AC/R2073387AC	—	—	—
	PL Body w/wo ABS	A/T	R2073397AC/R2073386AC	—	—	—
	JX Body w/ABS	All	R2073677AC/R2073687AC	—	—	—
1997-1996	JX Body w/wo ABS	2.5L A/T	R2073674AC/R2073684AC	—	R2826075/ —	—/R2826075
	JX Body w/ABS	2.0L, 2.4L M/T	R2073674AC/ —	—	R2826075/ —	—/R2826075
	JX Body w/ABS	2.5L A/T	R2073674AC/R2073684AC	—	R2826075/ —	—/R2826075
	LH Body w/ABS	All	R2073759AC/R2073769AC	—	—	R2826064/ —

*For Stratus R/T applications, order 04578023AA

CV AXLE ASSEMBLIES

PASSENGER CARS (CONT.)

MODEL YEAR	APPLICATION	ENGINE/ TRANS.	REMAN PART NUMBER LEFT/RIGHT SIDE	NOTE	AXLE BOOTS (LEFT SIDE) OUTER/INNER	AXLE BOOTS (RIGHT SIDE) INNER/OUTER
1997-1995	JA Body w/ABS	All	R2073673AC/R2073683AC	—	—	R2826064/ —
	PL Body w/wo ABS	A/T	R2073393AC/ —	—	—	—
	PL Body w/wo ABS	M/T	R2073393AC/ —	—	—	—
1995-1993	LH Body w/ABS	All	R2073757AC/R2073767AC	—	—	R2826064/ —
1995-1991	A, C, G, J, P, Y Bodies** w/o ABS	2.2L, 2.5L w/o Turbo and 3.0L, 3.3L, 3.8L w/ RSS	R2073372AC/R2073422AC	3 3/8 SAG^	—	—
				GKN	—/R2826003	R2826003/ —
				3 5/8 SAG^	—/R2826064	R2826064/ —
				GKN	R2826075/R2826559	R2826559/R2826075
	A, C, G, J, P, Y Bodies** w/ABS	2.2L, 2.5L w/o Turbo and 3.0L, 3.3L, 3.8L w/ RSS	R2073372AC/R2073422AC	3 3/8 SAG^	—	—
				GKN	—/R2826003	R2826003/ —
				3 5/8 SAG^	—/R2826064	R2826064/ —
				GKN	R2826075/R2826559	R2826559/R2826075
1994-1991	A, C, G, J, P, Y Bodies** w/o ABS	2.2L, 2.5L Turbo and 3.0L, 3.3L, 3.8L w/ ELSS	R2073372AC/R2073372AC	3 3/8 SAG^	—	—
				GKN	—/R2826003	R2826003/ —
				3 5/8 SAG^	—/R2826064	R2826064/ —
				GKN	—/R2826559	R2826559/ —
	A, C, G, J, P, Y Bodies** w/ABS	2.2L, 2.5L Turbo and 3.0L, 3.3L, 3.8L w/ ELSS	R2073372AC/R2073372AC	3 3/8 SAG^	—	—
				GKN	—/R2826003	R2826003/ —
				3 5/8 SAG^	—/R2826064	R2826064/ —
				GKN	—/R2826559	R2826559/ —
1990-1987	A, C, E, G, H, J, P, Y Bodies** w/wo ABS	2.5L w/o Turbo, 3.0L, 3.3L, 3.8L w/RSS	R2073372AC/R2073422AC	SAG	—	—
				GKN	—	—
	A, C, E, G, H, J, K, P, Y Bodies** w/wo ABS	3.0L, 3.3L, 3.8L w/ ELSS	R2073372AC/R2073372AC	SAG	—	—
				GKN	—/R2826024	—
	A, C, E, G, H, J, K, P, Y Bodies** w/wo ABS	2.2L, 2.5L w/Turbo	R2073372AC/R2073372AC	SAG	—	—
				GKN	—/R2826024	—
	A, H, J, P Bodies** w/ABS	2.2L w/o Turbo	R2073372AC/R2073422AC	—	—	—

**Body Codes — add "A" before each code.

^Internal housing outside maximum diameter (lobes).

Note: ELSS (Equal Length Shaft System); RSS (Regular Shaft System)

CV AXLE ASSEMBLIES

(CONTINUED)

MINIVANS

MODEL YEAR	APPLICATION	ENGINE/ TRANS.	REMAN PART NUMBER LEFT/RIGHT SIDE	NOTE	AXLE BOOTS (LEFT SIDE) OUTER/INNER	AXLE BOOTS (RIGHT SIDE) INNER/OUTER
2002-2001	RS Body	All	R2073659AC/R2073669AC	—	— /R2826064	—
	RS Body Front AWD	All	R2073659AC/R2073703AC	—	— /R2826064	—
2000-1996	NS Body w/wo ABS	All	R2073659AC/R2073669AC	—	— /R2826064	—
	NS Bodies w/ABS, Front AWD	All	R2073659AC/R2073702AC	—	— /R2826064	—
	NS Body w/ABS, Rear AWD	All	R2073718AC/R2073718AC	—	R2826559/R2826559	R2826559/R2826559
1995-1991	AS Body w/o ABS	2.5L A/T	R2073656AC/R2073665AC	Int Hsg Round	—	—
				Trilobal	— /R2826559	R2826559/ —
	AS Body w/wo ABS	2.5L M/T	R2073656AC/R2073665AC	GKN	— /R2826003	R2826003/ —
				Int Hsg Round	— /R2826024	R2826024/ —
	AS Body w/o ABS	3.0L, 3.3L, 3.8L w/ RSS	R2073656AC/R2073665AC	Trilobal	— /R2826559	R2826559/ —
				Int Hsg Round	— /R2826024	R2826024/ —
	AS Body w/o ABS	3.0L, 3.3L, 3.8L w/ ELSS	R2073656AC/R2073665AC	Trilobal	— /R2826559	R2826559/ —
				Int Hsg Round	— /R2826024	R2826024/ —
	AS Body w/ABS	3.0L, 3.3L, 3.8L w/ RSS	R2073656AC/R2073665AC	Trilobal	— /R2826559	R2826559/ —
				Int Hsg Round	— /R2826024	R2826024/ —
	AS Body w/ABS	3.0L, 3.3L, 3.8L w/ ELSS	R2073656AC/R2073665AC	Trilobal	— /R2826559	R2826559/ —
				Int Hsg Round	— /R2826024	R2826024/ —
AS Body w/o ABS Front AWD	All	R2073656AC/R2073667AC	—	— /R2826003	R2826003/ —	
AS Body w/ABS Front AWD	All	R2073656AC/R2073667AC	—	R2826064/ —	— /R2826064	
AS Body w/wo ABS Rear AWD	All	R2073715AC/R2073715AC	—	R2826559/R2826559	R2826559/R2826559	
1990-1987	AS Body	A/T	R2073656AC/R2073665AC	—	—	—
	AS Body	M/T w/ ELSS	R2073656ACR2073656AC*	—	—	—

*Intermediate Shaft must be ordered separately.

Note: ELSS (Equal Length Shaft System); RSS (Regular Shaft System)

CV AXLE ASSEMBLIES

(CONTINUED)

JEEP®

MODEL YEAR	APPLICATION	ENGINE/ TRANS.	REMAN PART NUMBER LEFT/RIGHT SIDE	NOTE	AXLE BOOTS (LEFT SIDE) OUTER/INNER	AXLE BOOTS (RIGHT SIDE) INNER/OUTER
2002-1999	WJ Body	Vari-Lock	R2073979AC/R2073989AC	—	—	—
	WJ Body	w/o Vari-Lock	R2073978AC/R2073988AC	—	—	—
1998-1992	ZJ, SJ Bodies	All	R2073977AC/R2073987AC	—	R2826003/ —	— /R2826003

TRUCKS

MODEL YEAR	APPLICATION	ENGINE/ TRANS.	REMAN PART NUMBER LEFT/RIGHT SIDE	NOTE	AXLE BOOTS (LEFT SIDE) OUTER/INNER	AXLE BOOTS (RIGHT SIDE) INNER/OUTER
2002-2001*	AN, DN Bodies	All	R2073992AC/R2073992AC	—	—	—
2001-2000	AN, DN Bodies	All	R2073973AC/R2073973AC	—	—	—
1999-1997	AN, DN Bodies	All	R2073976AC/R2073976AC	—	—	—
1996-1991	AN Body w/o ABS	All	R2073975AC/R2073975AC	—	—	—
1990-1987	AN Body	All	R2073972AC/R2073972AC	—	—	—

*For 2001 AN/DN, inspect the driveshaft being removed. If the part being removed is tagged as 52068701AC, use R2073973AB. If the part being removed is tagged as 52068701AD or 05072214AA, order R2073992AC.

AUTHENTIC PERFORMANCE™



ELECTRICAL / ELECTRONICS


ALTERNATORS

STARTERS

DISTRIBUTORS

ELECTRIC MOTORS

ELECTRONIC CONTROL MODULES

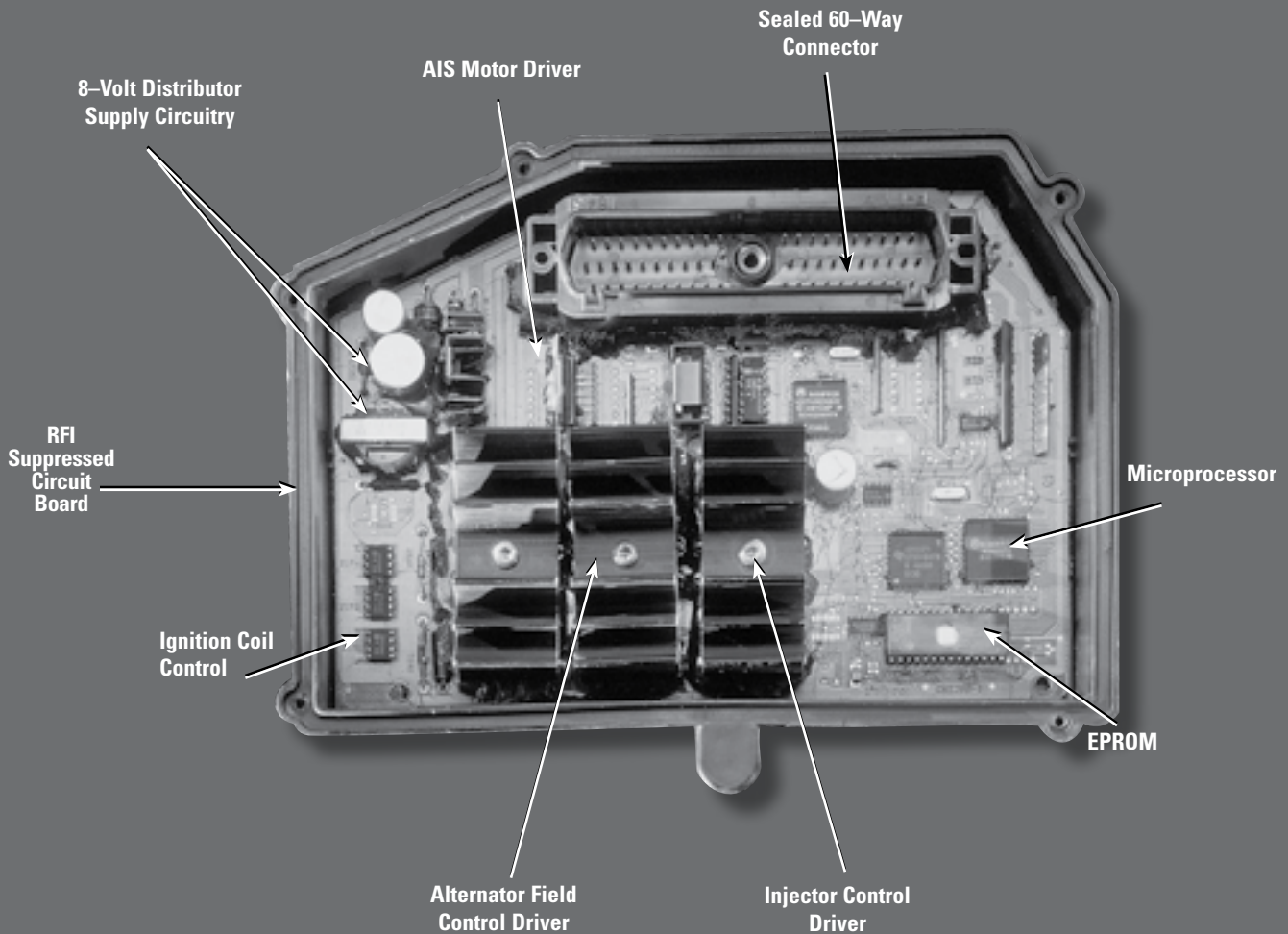


AUTHENTIC PERFORMANCE™



THE MOPAR ADVANTAGE

ELECTRONIC ENGINE CONTROLLER




ALTERNATORS

PRODUCT FEATURES:

- New bearings
- New brushes
- New slip ring assembly (when necessary)
- New positive and negative heat sinks
- Load tested to DaimlerChrysler specifications

All other parts are cleaned with an environmentally sound, recyclable aqueous cleaning system. Inner parts are tested to ensure they meet O.E. specifications.



PASSENGER CARS

MODEL YEAR	APPLICATION	O.E. PART NO.	REMAN PART NO.
2007-2005	LX Body	04896803AA	R4896803AA
2007-2005	LX Body	04896805AA	R4896805AA
2006-2004	CS Body	04868760AF	R4868760AF
2006-2003	ZB Bodies	05037198AA	R5037198AA
2005-2004	PL, PT Bodies	56029701AB	R6029701AB
2005-2001	JR Body 2.0L, 2.4L, 2.7L - 120 amp	04606755AC	R4606755AC
2004	PL Body	04794222AD	R4794222AD
2004-2002	LH Body	04608826AA	R4608826AA
2004-2002	LH Body	04606822AA	R4606822AA
2004-2002	LH Body	04606622AA	R4606622AA
2003-2001	PL Body 1.8L, 2.0L	04794222AC	R4794222AC
2003	PL, PT Bodies	56029915AB	R6029915AB
2001-1998	LH Body 3.2L, 3.5L	04609300AC	R4609300AC
	LH Body 2.7L	04609999AB	R4609999AB
2000-1998	FJ Body 2.5L, TLEV	04609131AA	R4609131AA
2000-1996	JX Body 2.0L, 2.4L, 2.5L	04671320	R4671320
	JA Body 2.5L	04609125	R4609125
2000-1995	FJ Body 2.5L	04609075	R4609075
	JA Body 2.0L, 2.4L	04609415	R4609415
1997-1996	LH Body 3.3L, 3.5L	04609093	R4609093
1995-1994	A, S Bodies 2.5L	05234208	R5234208
	A, C, Y, G, J Bodies 3.0L, 3.3L, 3.8L	05234032	R5234032
	A, C, G, J Bodies 3.0L	05234029	R5234029
	G, J, P Bodies 2.2L, 2.5L	05234208	R5234208
1995-1993	LH Body 3.3L, 3.5L	04609034	R4609034
1995-1990	A, C, G, N, J, P Bodies 2.2L, 2.5L	05234031	R5234031
1990-1985	A, C, G, J Bodies 2.2L, 2.5L, 3.0L, 3.9L, 5.2L, 5.9L	05233718	R5252539
1989	A, C, G, J, P Bodies 2.2L, 2.5L	05233418	R5252539
	A, C, Y Bodies 3.0L	05233449	R5233449
1989-1988	M Body 3.9L, 5.2L, 5.9L	05233672	R5233672
	All Bodies w/pulley number 5227174	05233472	R5233472
1987-1976	All Bodies 6- & 8-cyl. Engines	04091566	R0291186
1975-1970	All Bodies 6- & 8-cyl. Engines	04091565	R0291185

ALTERNATORS

(CONTINUED)

MINIVANS

MODEL YEAR	APPLICATION	O.E. PART NO.	REMAN PART NO.
2005-2001	RS Body 2.4L - 140 amp	04727324AC	R4727324AC
2004-2001	RS Body 3.3L, 3.8L - 160 amp	04868430AE	R4868430AE
	RS Body 3.3L, 3.8L - 140 amp	04868431AF	R4868431AF
2000-1997	GS Body 2.0L, 2.4L	04609415	R4609415
2000-1996	NS Body 2.4L, 3.0L, 3.3L, 3.8L - 125 amp	04727329AA	R4727329AA
	NS, GS Bodies 2.4L, 3.0L, 3.3L, 3.8L - 90 amp	04727220	R4727220
1995-1994	AS Body 3.0L, 3.3L, 3.8L	05234033	R5234033
	AS Body 2.2L, 2.5L	05234208	R5234208
1995-1990	AS Body 3.0L, 3.3L, 3.8L	05234032/04557432	R5234032
	AS Body 2.2L, 2.5L	05234031	R5234031
1990	AS Body 3.0L	05234029	R5234029
1989	AS Body 2.2L, 2.5L	05233418	R5252539
	AS Body 3.0L	05233449	R5233449
1989-1987	AS Body 2.5L, 3.0L	05233472	R5233472

TRUCKS

MODEL YEAR	APPLICATION	O.E. PART NO.	REMAN PART NO.
2005-2003	DR Body - 160 amp	05037198AA	R5037198AA
2005-2003	AN Body 3.9L, 4.7L, 5.9L - 136 amp	56041693AC	R6041693AC
2005-2001	AN, DN Bodies 3.9L, 4.7L, 5.9L - 160 amp	56029914AA	R6029914AA
2004-2003	DR Body - 160 amp	56028697AA	R6028697AA
2003-2001	BE, BR, DR Bodies - 136 amp	56028925AA	R6028925AA
2003-2001	AB, AN, BE, BR Bodies - 117 amp	56029913AA	R6029913AA
2003-2001	AB, AN Bodies - 136 amp	56029914AC	R6029914AC
2003-2001	DN Body - 160 amp	56029915AA	R6029915AA
2001-1999	AB, AN, BE, BR, DN Bodies 3.9L, 5.2L, 5.9L - 117 amp	56027912AB	R6027912AB
	BE, BR Bodies 5.9L Diesel	56027221AB	R6027221AB
2000-1999	AN Body 2.5L	56005685AC	R6005685AC
2000-1998	AN, BE, BR Bodies 3.9L, 5.2L, 5.9L, 8.0L - 136 amp	56027913AB	R6027913AC
1998-1996	AB, AN, BE, BR, DN Bodies 3.9L, 5.2L, 5.9L, 8.0L - 136 amp	56027913	R6027913
1998-1995	AB, AN, BE, BR, DN Bodies 3.9L, 5.2L, 5.9L, 8.0L - 117 amp	56027912	R6027912
1998-1994	BE, BR Bodies 5.9L Diesel	56027221	R6027221
1998-1991	AN Body 2.5L, 4.0L - 117 amp	56005685	R6005685
1995-1994	AN Body 2.5L	05234208	R5234208
	AN Body 5.2L	05234033	R5234033
	AN Body 5.2L	05234032	R5234032
1995-1990	AN Body 2.2L, 2.5L	05234031	R5234031
1993-1990	AD Body 5.9L Diesel - 120 amp	05234374	R5234374
1990	AN Body 2.2L, 2.5L	05233418	R5252539
1989-1988	AB, AD, AN Bodies 3.9L, 5.2L, 5.9L	05233672	R5233672
1987-1976	All Bodies 6- & 8-cyl. Engines	04091460	R0291186

ALTERNATORS

(CONTINUED)

JEEP®

MODEL YEAR	APPLICATION	O.E. PART NO.	REMAN PART NO.
2006-2001	TJ Body	56041864AB	R6041864AB
2005-2002	KJ, TJ Bodies	56044530AC	R6044530AC
2005-2001	WJ Body 3.9L, 4.7L, 5.9L - 136 amp	56041693AC	R6041693AC
2004-2002	KJ Body - 136 amp	56044532AD	R6044532AD
2004-2001	WG, WJ Bodies - 136 amp	56044678AA	R6044678AA
2000	TJ Body 4.0L - 117 amp	56041685AA	R6041685AA
	WJ Body 4.7L	56041324AC	R6041324AC
2000-1999	TJ Body 2.5L	56005685AC	R6005685AC
	TJ Body 2.4L, 4.0L	56005684AB	R6005684AB
	XJ Body 2.5L, 4.0L	56041822AA	R6041822AA
1998	ZJ Body 5.9L - 150 amp	56041394AA	R6041394AA
1998-1997	XJ Body 2.5L, 4.0L	56005685AB	R6005685AB
1998-1991	TJ, ZJ Bodies 2.5L, 4.0L - 117 amp	56005685	R6005685
1990-1987	MJ, XJ Bodies 4.0L, w/HD alt.	53002897	JR775125
	MJ, XJ Bodies 4.0L, std. alt.	53004632	JR775127
	MJ, XJ Bodies 4.0L, w/HD alt.	53002898	JR775126
	YJ All Bodies	J8134664	JR775005
1986-1983	All Bodies w/HD alt. (except 2.1L Diesel)	J8134664	JR775005
	SJ Body w/HD alt.		

IMPORT AND DIAMOND STAR PASSENGER CARS

MODEL YEAR	APPLICATION	O.E. PART NO.	REMAN PART NO.
1994-1992	Vista 1.8L	MD175810	R175810M
1994-1990	Laser/Talon 1.8L	MD102088	R102088M
1992	Mini Eagle Vista/Colt Vista 3-door	MD136839	R136839M
1992-1991	Colt/Summit, Summit 2 and 4-door	MD114620	R114620M
1991-1989	Colt/Summit 2-door	MD136839	R136839M
	Laser/Talon 1.5L, 1.6L (w/o balance shaft)		
1990-1989	Colt/Summit 2-door and 4-door	MD114620	R114620M
1987	Colt (w/o balance shaft), 1.5L, 1.6L	MD114620	R114620M

AMC/RENAULT

MODEL YEAR	APPLICATION	O.E. PART NO.	REMAN PART NO.
1987-1983	All AMC w/HD alt.	J8134664	JR775005

DELCO ALTERNATOR CROSS-REFERENCE


REMAN NO.	DELCO NO.
JR775005	1105372
JR775126	1101170

STARTERS

PRODUCT FEATURES:

- New brushes and holders
- New battery posts, copper field coils and noise reduction pads
- New pinion assembly
- New solenoid switch
- New over-running clutch

All remanufactured starters are torque and load-tested to O.E. specifications and are sold as complete, replaceable assemblies.



PASSENGER CARS

MODEL YEAR	APPLICATION	O.E. PART NO.	REMAN PART NO.
2002-2001	JR Body 2.4L	04609703AD	R4609703AD
2002-1998	LH, PR Bodies 3.2L, 3.5L	04609346AB	R4609346AB
2000-1997	JA, JX Bodies 2.4L	04609703	R4609703
2000-1995	JA Body 2.5L	04609058	R4609058
2000-1994	FJ Body 2.5L	04609150	R4609150
1999-1997	PR Body 3.9L	04609011	R4609011
1997-1994	JA, JX, PL Bodies 2.0L	04793210AB	R4793210AB
	LH Body 3.3L	04609010	R4609010
1997-1993	LH Body 3.5L	04609011	R4609011
1995-1991	AA, AJ, AP Bodies 3.0L	04557284	R4557284
1995-1990	AA, AJ, AP Bodies 2.2L, 2.5L	05233006	R5233006
1994-1993	A, P Bodies 3.0L	04557284	R4557284
1994-1991	A, C, G, J, P Bodies 2.2L, 2.5L	04671130	R4671130
1993	C, Y Bodies 3.3L, 3.8L	04686045	R4686045
1993-1991	C, G, J, Y Bodies 3.0L	04557284	R4557284
1992	C, Y Bodies 3.3L	04686045	R4686045
1991-1990	C, Y Bodies 3.3L	04686045	R4686045
1990	A, C, G, J, Y Bodies 3.0L	05234648	R4557284
	A, C, G, J Bodies 3.0L Bosch	04467185	R4557284
1990-1986	All Bodies 2.2L, 2.5L (FWD)	05233006	R5233006
1989-1988	M Bodies 5.2L	04379144	R4379144
1987-1975	All Bodies RWD 6- & 8-cyl. (1.8 hp)	04145360	R0171375
1985-1984	All Bodies 2.2L Turbo	05213450	R5213450
1981-1969	All Bodies RWD 6- & 8-cyl. (1.5 hp)	04145359	R0171376

STARTERS

(CONTINUED)

MINIVANS

MODEL YEAR	APPLICATION	O.E. PART NO.	REMAN PART NO.
2004-2001	RS Body 2.4L	04686111AC	R4686111AC
2000-1999	NS Body 3.3L, 3.8L	04686045AB	R4686045AB
2000-1997	GS, NS Bodies 2.4L	04686111	R4686111
2000-1996	NS Body 3.0L	04686104	R4686104
1998-1993	AS Body 3.3L, 3.8L (except ES)	04686045	R4686045
1995-1993	AS Body 3.0L	04557284	R4557284
1995-1990	AS Body 2.2L, 2.5L	04671130	R4671130
1992	AS Body 3.3L (except ES)	04686045	R4686045
1992-1991	AS Body 3.0L	04557284	R4557284
1991-1990	AS Body 3.3L	04686045	R4686045
1990	AS Body 3.0L	05234648	R4557284

TRUCKS

MODEL YEAR	APPLICATION	O.E. PART NO.	REMAN PART NO.
2003-1999	AB, AN, BE, BR, DN Bodies 3.9L, 5.9L	56027702AC	R6027702AC
2002-1998	BE, BR Bodies 8.0L	56027703AC	R6027703AC
2001-2000	AN, DN Bodies 4.7L	56028715	R6028715
1998	R1 Body 2.5L	56041013	R6041013AE
1998-1996	AN Body 2.5L	56041013	R6041013AE
1998-1987	AN Body 2.5L	04796981	R4796981
1996-1989	AN Body 2.5L	04671130	R4671130
1995-1994	AB, AN, BR Bodies 3.9L, 5.2L, 5.9L	53005984	R3005984
1993-1991	AB, AD, AN Bodies 3.9L, 5.2L, 5.9L	53005984	R3005984
1990-1988	AN Body 5.9L	04428221	R4428221AB
	AN Body 3.9L	04379144	R4379144
	B, DW 100-350 Bodies 3.9L		

STARTERS

(CONTINUED)

JEEP®

MODEL YEAR	APPLICATION	O.E. PART NO.	REMAN PART NO.
2002-2001	TJ Body 2.5L	56041013AE	R6041013AE
2000-1999	TJ Body 2.5L	56041013AB	R6041013AE
	TJ, XJ, WJ Bodies 4.0L	56041012AC	R6041012AC
	WJ Body 4.7L	56041207AC	R6041207AC
	XJ, X1 Bodies 2.5L	56041013AB	R6041013AE
1998-1997	TJ Body 2.5L	56041013	R6041013AE
	TJ, XJ Bodies 2.5L	04796981	R4796981
	TJ, XY, ZJ Bodies 4.0L	56041014	R6041014
1998-1995	XJ, X1 Bodies 2.5L	56041013	R6041013AE
1998-1993	ZJ Body 5.2L, 5.9L	56004934	R6004934
1997	T1 Body 2.5L	56041013	R6041013AE
1996-1994	XJ, YJ Bodies 2.5L	04796981	R4796981
	XY, YJ, ZY Bodies 4.0L	56041014	R6041014
1995	YJ, Y1 Bodies 2.5L	56041013	R6041013AE
1995-1994	XJ, YJ Bodies 2.5L	56027350	R4796981
1993-1991	MJ, XJ, YJ, ZJ Bodies 4.0L, 5.9L	56041014	R6041014
1993-1987	MJ, XJ, YJ Bodies 2.5L	04796981	R4796981
1990-1988	SJ, YJ Bodies 4.2L, 5.9L	56041014	R6041014
1990-1987	MJ, XJ Bodies 4.0L	56041014	R6041014
1987-1983	All Bodies CJ, MJ, XJ Bodies 2.5L, 4-cyl. Engine, w/o EFI	J3242283	JR775012
1987-1972	All Bodies 4.2L 6-cyl. & V8 Engine	J5752791	JR775001
1986	CJ Body 2.5L	04796981	R4796981
1984	All Bodies V6 GM Engine	53000760	JR775013

IMPORT AND DIAMOND STAR PASSENGER CARS

MODEL YEAR	APPLICATION	O.E. PART NO.	REMAN PART NO.
1996-1995	Stealth 3.0L, 6-speed	MD309471	R309471M
1994-1992	Colt 2.4L, A/T	MD172861	R162840M
1994-1991	Laser/Talon 2.0L, A/T	MD172861	R162840M
1992-1989	Laser/Talon 1.8L	MD100431	R100431M
1990-1987	Vista 2.0L, M/T	MD100431	R100431M
1988-1987	Colt 1.5L, 1.6L	MD100431	R100431M
1986	Colt 1.5L, 1.6L, A/T	MD100431	R100431M

STARTERS

(CONTINUED)

IMPORT AND DIAMOND STAR TRUCKS

MODEL YEAR	APPLICATION	O.E. PART NO.	REMAN PART NO.
1990	D50 2.4L & 5-speed trans	MD100431	R100431M
1989-1987	D50 2.0L, 5-speed (RWD only)	MD100431	R100431M

EAGLE/AMC PASSENGER CARS

MODEL YEAR	APPLICATION	O.E. PART NO.	REMAN PART NO.
1987-1972	All AMC 6-cyl.	J5752791	JR775001
1986-1983	All AMC 2.5L (carb. only)	J3242283	JR775012
1979-1972	All AMC V8	J5752791	JR775001

Note: In some early versions of the 1985 1.7L engine, a unique engine block was used that caused tight clearances between the engine block and the starter field housing. This block uses a starter motor with a flat cut on the field housing on the side toward the engine block. In addition to the cut, this modified starter has a daub of green paint on the drive housing. When replacing this type of starter, refer to the 1985 Jeep/Eagle Parts Catalog.

DISTRIBUTORS

PRODUCT FEATURES:

- New Bushings
- New Nylon Gears
- New Roll Pins
- New Gaskets
- New Oil Felts
- New O-rings

Each distributor is fully tested and calibrated to DaimlerChrysler specifications.



PASSENGER CARS—4-CYLINDER ENGINE

MODEL YEAR	APPLICATION	ENGINE	TYPE	O. E. PART NO.	REMAN PART NO.
1994-1986	All Bodies w/Turbo; dual switch (partial)	2.2L/2.5L	Elect.	05227274	R5227274
1994-1981	All Bodies w/TBI; single switch (complete)	2.2L/2.5L	Elect.	05226575	R5226575

PASSENGER CARS—6-CYLINDER ENGINE 225 CID

MODEL YEAR	APPLICATION	ENGINE	TYPE	O. E. PART NO.	REMAN PART NO.
1983-1973	All Bodies	225 CID	Elect.	03874083	R0212101

PASSENGER CARS—8-CYLINDER ENGINE 318 CID

MODEL YEAR	APPLICATION	ENGINE	TYPE	O. E. PART NO.	REMAN PART NO.
1981-1977	All Bodies (excluding lean burn)	318 CID	Elect.	03874299	R0212104
1976-1973	All Bodies	318 CID	Elect.	03874299	R0212104

PASSENGER CARS—8-CYLINDER ENGINE 340 CID

MODEL YEAR	APPLICATION	ENGINE	TYPE	O. E. PART NO.	REMAN PART NO.
1973-1972	All Bodies	340 CID	Elect.	03874299	R0212104

PASSENGER CARS—8-CYLINDER ENGINE 360 CID

MODEL YEAR	APPLICATION	ENGINE	TYPE	O. E. PART NO.	REMAN PART NO.
1978-1975	F, M, B, C Bodies w/SCN 95-96	360 CID	Elect.	03874116	R0212104
1978-1972	All Bodies (excluding lean burn)	360 CID	Elect.	03874299	R0212104
1972	All Bodies (excluding lean burn)	360 CID	Elect.	03755366	R0212104

DISTRIBUTORS

(CONTINUED)

TRUCKS—6-CYLINDER ENGINE

MODEL YEAR	APPLICATION	ENGINE	TYPE	O.E. PART NO.	REMAN PART NO.
2003-1997	AB Body	3.9L	Elect.	04740338AB	R4740338AB
	AN Body	3.9L	Elect.	04740338AB	R4740338AB
2001-1997	BR Body	3.9L	Elect.	04740338AB	R4740338AB
2000-1998	DN Body	3.9L	Elect.	04740338AB	R4740338AB
1996-1992	All Trucks Stamped #53008765 or #56026816	3.9L	Elect.	04740338AB	R4740338AB
1983-1973	All Trucks	225 CID	Elect.	03874083	R0212101

TRUCKS—8-CYLINDER ENGINE 318 CID

MODEL YEAR	APPLICATION	ENGINE	TYPE	O.E. PART NO.	REMAN PART NO.
2003-1997	AB Body	318 CID	Elect.	04740339AB	R4740339AB
2002-1997	AN Body	318 CID	Elect.	04740339AB	R4740339AB
2001-1998	BE Body	318 CID	Elect.	04740339AB	R4740339AB
2001-1997	BR Body	318 CID	Elect.	04740339AB	R4740339AB
2000-1998	DN Body	318 CID	Elect.	04740339AB	R4740339AB
1996-1993	All Trucks	318 CID	Elect.	04740339AB	R4740339AB
1992-1990	All Trucks	318 CID	Elect.	04379233	R4379233
1989-1974	All Trucks, excluding 4-bbl	318 CID	Elect.	03755202	R0212104
1981-1980	All Trucks w/4-bbl	318 CID	Elect.	03874299	R0212104
1979	All light-duty w/o lean burn	318 CID	Elect.	03874299	R0212104
1978	All Trucks	318 CID	Elect.	03874299	R0212104
1977-1974	A1, B1-2-3, D-W1, R-M, 500-600 Series	318 CID	Elect.	03874299	R0212104
1973-1972	All Trucks	318 CID	Elect.	03874299	R0212104

TRUCKS—8-CYLINDER ENGINE 360 CID

MODEL YEAR	APPLICATION	ENGINE	TYPE	O.E. PART NO.	REMAN PART NO.
2003-2002	DR Body	360 CID	Elect.	04740339AB	R4740339AB
2003-1998	AN Body	360 CID	Elect.	04740339AB	R4740339AB
2003-1998	DN Body	360 CID	Elect.	04740339AB	R4740339AB
2003-1997	AB Body	360 CID	Elect.	04740339AB	R4740339AB
2002-1998	BE Body	360 CID	Elect.	04740339AB	R4740339AB
2002-1997	BR Body	360 CID	Elect.	04740339AB	R4740339AB
1996-1993	All Trucks	360 CID	Elect.	04740339AB	R4740339AB
1992-1990	All Trucks	360 CID	Elect.	04379233	R4379233
1989-1980	All (excluding 30 HD)	360 CID	Elect.	04111955	R0212104
1981-1972	All Trucks	360 CID	Elect.	03874299	R0212104

WINDOW LIFT MOTORS

PRODUCT FEATURES:

- 100% new brushes, brush springs, circuit breakers, gaskets, and O-rings
- Drive gears, armature, bushings, permanent magnet field remanufactured to DaimlerChrysler standards
- Armatures are rewound to O.E. specifications
- Tested for proper current, ground and contact
- Fully computerized testing and measurement system ensures proper functioning of the motor



PASSENGER CARS

MODEL YEAR	APPLICATION	O.E. PART NO.	REMAN PART NO.
1997-1993	LH Body — Right (front & rear)	04624624	R4624624
	LH Body — Left (front & rear)	04624625	R4624625
1995-1989	AJ Body Convertible — Right (front)	04467290	R4467290
	AJ Body Convertible — Left (front)	04467291	R4467291
1993-1991	AC, AY Bodies — Right (front)	04675180	R4675180
1993-1990	AY Body — Right (rear)	04467290	R4467290
	AY Body — Left (rear)	04467291	R4467291
1991-1989	AQ Body — Right (front)	04467290	R4467290
	AQ Body — Left (front)	04467291	R4467291
1990-1989	AC Body — Right (rear)	04467290	R4467290
	AC Body — Left (rear)	04467291	R4467291

MINIVANS

MODEL YEAR	APPLICATION	O.E. PART NO.	REMAN PART NO.
1995-1991	AS Body — Right (front)	04675180	R4675180
1990-1984	AS Body — Right (front)	04467360	R5140421AA
	AS Body — Left (front)	04467361	R5140422AA

TRUCKS

MODEL YEAR	APPLICATION	O.E. PART NO.	REMAN PART NO.
1990-1980	AD Body — Right (front)	04467282	R4467282
	AD Body — Left (front)	04467283	R4467283

JEEP®

MODEL YEAR	APPLICATION	O.E. PART NO.	REMAN PART NO.
1998-1993	ZJ Body — Right (front)	056005164	R6005164
	ZJ Body — Left (front)	056005165	R6005165

WINDOW WIPER MOTORS

PRODUCT FEATURES:

- Component parts gauged and tested to DaimlerChrysler specifications
- Replacement of all worn parts



PASSENGER CARS AND TRUCKS

MODEL YEAR	APPLICATION	SHAFT SIZE	O.E. PART NO.	REMAN PART NO.
2004-1998	LH Body	—	05011199AB	R5011199AB
2003-2000	AB Body	—	55155046AE	R5155046AE
2002-1997	BE, BR Bodies	—	55076549AH	R5076549AH
2001-1998	AB Body	—	55155046AD	R5155046AD
2000-1996	NS Body	—	04673013	R4673013
2000-1995	JA, JX Bodies	—	05288416AE	R5288416AE
1999-1997	PL Body	—	05011390AA	R5011390AA
1997-1993	LH Body	—	04769121	R4769121
1997-1989	G, J, Q, S Bodies	—	04389132	R4389132
1997-1988	AB, AD Bodies	—	04389131	R4389131
1996-1994	PL Body	—	04741484	R4741484
1996-1989	AN Body	—	04389131	R4389131
1995-1989	A, C, P, Y Bodies	—	04389131	R4389131
1992-1991	E Body	—	04584260	R4584260
1988	A, D Bodies	—	04389132	R4389132
1987-1985	All Bodies	5/16"	04339449/04467258	R0810006
1984-1978	All Bodies with "On Glass" Park (2-speed)	5/16"	04205998	R0810001
	E, F, L, K, M Bodies (2-speed)	5/16"	04205951	R0810005
1980	All Bodies with "On Glass" Park (2-speed)	5/16"	04186956	R0810004

JEEP®

MODEL YEAR	APPLICATION	O.E. PART NO.	REMAN PART NO.
2006-2003	TJ Body	55156374AC	R5156374AC
2000-1994	XJ Body	04856478	R4856478
1998-1997	ZJ Body	04874839	R4874839
1996-1993	ZJ Body	55155288	R5155288
1995-1987	YJ Body	56030005	R6030005
1993-1991	MJ, XJ Bodies	04856478	R4856478
1990-1987	MJ, XJ Bodies	04856478	R4856478
1986-1984	MJ, XJ Bodies	04856478	R4856478

Note: For 1991-1984 applications, order jumper wire P/N 04728877.

BACKLITE WIPER MOTORS

PRODUCT FEATURES:

- 100% new brushes, brush springs, circuit breakers, gaskets and O-rings
- Drive gears, armature, bushings, permanent magnet field remanufactured to DaimlerChrysler standards
- Armatures are rewound to O.E. specifications
- Tested for proper current, ground and contact
- Fully computerized testing and measurement system ensures proper functioning of the motor



PASSENGER CARS

MODEL YEAR	APPLICATION	O.E. PART NO.	REMAN PART NO.
2003-2002	PT Body (rear)	04717710AD	R4717710AD

MINIVANS

MODEL YEAR	APPLICATION	O.E. PART NO.	REMAN PART NO.
2002-1996	NS Body	04673010	R4673010
1995-1991	AS Body (includes bracket)	04673326	R4673326
1990-1984	AS Body (includes bracket)	04270437	R4270437

JEEP®

MODEL YEAR	APPLICATION	O.E. PART NO.	REMAN PART NO.
2005-1996	WJ Body	55155122AG	R5155122AG
2001-1997	TJ Body	55155322AB	R5155322AB
1998-1995	ZJ Body	55155040	R5155040
1996-1994	ZJ Body	55154787	R5154787
1990-1984	XJ Body	04856364	R4856364

FOUR CYLINDER CONTROLLERS

PRODUCT FEATURES:

- Engine controller for 2.0L 4-cylinder engine
- First powertrain control module (PCM) to contain the new OBDII emissions diagnostic system
- Utilizes “Task Manager” software
- Each unit is tested to meet O.E. specifications using the same series of tests as new parts
- Faulty components are replaced with new
- Unit is fully resealed



PASSENGER CARS

MODEL YEAR	APPLICATION	TRANS.	O.E. PART NO.	REMAN PART NO.
1995	FJ, F24S Bodies 2.0L MPI, DOHC, Fed (built after 6/19/94) ¹	M/T	5013113AA	R5013113AA
	FJ, F24S Bodies 2.0L MPI, DOHC, Fed, Cal (built after 6/19/94)	A/T (4EATX)	04874192	R4874192
	FJ Body 2.0L MPI, DOHC, Cal (built after 6/19/94) ²	M/T	5013112AA	R5013112AA
	FJ, FJ24 Bodies 2.0L MPI, DOHC, Cal (built after 6/19/94) ³	M/T	04874190	R4874190
	FJ, FJ24 Bodies 2.0L MPI, DOHC, Fed (built after 6/19/94) ³	M/T	04874191	R4874191
	P1 Body 2.0L MPI, SOHC Mex	A/T (3ATX)	05269737	R5269737
	PL Body 2.0L MPI, Fed, Low Alt.	M/T	04874160	R4874160
1995-1994	FJ, F24S Bodies 2.0L MPI, DOHC, Fed (built before 6/19/94) ¹	M/T	05013115AA	R5013115AA
	FJ, F24S Bodies 2.0L MPI, DOHC, Fed, Cal (built before 6/19/94)	A/T (4EATX)	04882239	R4882239
	FJ, F24S, FJ24 Bodies 2.0L MPI, DOHC, Fed (built after 6/19/94) ³	M/T	04882238	R4882238
	P1 Body 2.0L MPI, DOHC, Mex	M/T	05293479	R5293479
	P1 Body 2.0L MPI, DOHC, Mex	M/T	05293481	R5293481
	PL Body 2.0L MPI, Fed, Low Alt.	M/T	04874154	R4874154
	PL Body 2.0L MPI, Fed, Hi/Alt, Cal	M/T	04874155	R4874155
	PL Body 2.0L MPI, Fed, Low Alt.	A/T (3ATX)	04874156	R4874156
	PL Body 2.0L MPI, Fed, Hi/Alt.	A/T (3ATX)	04874158	R4874158
	PL Body 2.0L MPI, Cal (TLEV)	A/T (3ATX)	04874159	R4874159
	PL Body 2.0L MPI, DOHC, Fed, Low Alt.	M/T	04874162	R4874162
	PL Body 2.0L MPI, DOHC, Fed, Cal, (ACR)	M/T	04874164	R4874164
	PL Body 2.0L MPI, DOHC, Mex	M/T	05293479	R5293479
	PL Body 2.0L MPI, DOHC, Mex	A/T (3ATX)	05293481	R5293481

¹Emissions recall #7671 must be completed on vehicle prior to installing module.

²Emissions recall #7672 must be completed on vehicle prior to installing module.

³Without emissions recall #7671 and #7672.

SINGLE BOARD ENGINE CONTROLLERS (SBEC)

PRODUCT FEATURES:

- Preprogrammed, digital computer—adjusts air-fuel ratios, ignition timing, and alternator charge rate for optimal performance
- Self-tests many input and output circuits
- Faults stored in memory—accessed by Diagnostic Readout Box III (DRBIII)



PASSENGER CARS

MODEL YEAR	APPLICATION	TRANS.	O.E. PART NO.	REMAN PART NO.
2002	LH Body 2.7L GCC	A/T	04896358AC	R4896358AC
2000	LH Body 2.7L GAS Fed LEV	A/T	04606682AF	R4606682AF
	PL Body 2.0L SOHC Fed, Can, Taiwan	A/T	05269989AR	R5269989AR
	PL Body 2.0L SOHC GCC	M/T	05293035AJ	R5293035AJ
	PL Body 2.0L SOHC Cal ULEV	A/T (3ATX)	05033098AG	R5033098AG
	PL Body 2.0L Cal, Can, Mex	A/T	05293222AJ	R5293222AJ
	PL Body 2.0L SOHC Fed, Can	M/T	05293022AS	R5293022AS
	PL Body 2.0L EuroIII	A/T 4-speed	05034129AD	R5034129AD
1999-1998	FJ Body 2.5L Fed	A/T	04604497AD	R4606497AD
	FJ Body 2.5 TLEV	A/T	04606498AE	R4606498AE
	JA Body 2.4L Fed	A/T	04606836AG	R4606836AG
	JA Body 2.4L TLEV	A/T	04606637AH	R4606637AH
	JA Body 2.5L Fed	A/T	04606438AF	R4606438AF
1997	FJ Body MITS Eclipse 2.0L MPI DOHC Fed, Cal, Taiwan	A/T (4EATX)	05293014AD	R5293014AD
	FJ Body MITS Eclipse 2.0L MPI DOHC Fed, Cal	M/T	05293013AD	R5293013AD
	FJ22, F41 Bodies 2.5L MPI	A/T	04606319AE	R4606319AE
	JA Body 2.0L Euro	M/T	04606329AD	R4606329AD
	JA Body 2.0L 108 Lim 50 State	M/T	04606482AD	R4606482AD
	JA Body 2.0L 108 MPH Lim 50 State	A/T	04606580AD	R4606580AD
	JA Body 2.0L 126 MPH Lim 50 State	M/T	04606481AD	R4606481AD
	JA Body 2.4L 108 MPH Lim 50 State	A/T	04606483AF	R4606483AF
	JA Body 2.4L 126 MPH Lim 50 State	A/T	04606484AF	R4606484AF
	JA Body 2.5L 108 MPH Lim 50 State	A/T	04606386AJ	R4606386AJ
	JA Body 2.5L 126 MPH Lim 50 State	A/T	04606685AJ	R4606685AJ
	JA Body 2.5L Euro	A/T	04606825AF	R4606825AF
	JA Body 2.5L 108 MPH Lim GCC	A/T	04606427AC	R4606427AC
	JA Body 2.5L 126 MPH Lim GCC	A/T	04606428AC	R4606428AC
	JX Body 2.0L Euro, BUX	M/T	04671262AD	R4671262AD
	JX Body 2.4L 108 MPH Lim 50 State w/norm spd tires	A/T	04671261AF	R4671261AF
	JX Body 2.5L 108 MPH Lim 50 State	A/T	04671259AK	R4671259AK
	LH Body 3.3L MPI Fed	A/T	04606761AF	R4606761AF
	LH Body 3.3L MPI Cal, MA, NY TLEV	A/T	04606760AF	R4606760AF
	LH Body 3.5L MPI HI SPD Tires 50 State	A/T	04606763AH	R4606763AH
LH Body 3.5L MPI Normal Tires 50 State	A/T	04606762AH	R4606762AH	

SINGLE BOARD ENGINE CONTROLLERS (SBEC)

(CONTINUED)

PASSENGER CARS (CONT.)

MODEL YEAR	APPLICATION	TRANS.	O.E. PART NO.	REMAN PART NO.
1997 (cont.)	PL Body 2.0L MPI DOHC Mex H.P. ECM	A/T (3ATX)	05293007AA	R5293007AA
	PL Body 2.0L MPI DOHC Fed, Cal	A/T (3ATX)	05293005AD	R5293005AD
	PL Body 2.0L MPI DOHC Fed, Cal	M/T	05269998AD	R5269998AD
	PL Body 2.0L MPI BUX, Japan, Right/Left Hand Drive	A/T (3ATX)	05269997AC	R5269997AC
	PL Body 2.0L MPI Cal TLEV	A/T (3ATX)	05269996AH	R5269996AH
	PL, P2 Bodies 2.0L MPI Fed, Taiwan	A/T (3ATX)	05269995AD	R5269995AD
	PL, P2 Bodies 2.0L MPI Fed, Cal	M/T	05269991AE	R5269991AE
1997-1996	JA Body 2.4L Mex	A/T (3ATX)	04606665AB	R4606665AB
	JA Body 2.4L Mex	A/T	04606644AE	R4606644AE
1996	FJ Body 2.0L DOHC Fed, Cal	M/T	04887051	R4887051
	FJ Body 2.0L DOHC Fed, Cal	A/T (4EATX)	04887050	R4887050
	FJ Body 2.5L 50 State FJ-22	A/T	04897869AB	R4897869AB
	JA Body 2.0L 108 MPH Lim w/LDP 50 State	A/T	04886468AA	R4886468AA
	JA Body 2.0L 108 MPH Lim w/o firm susp. 50 State	M/T	04886470AA	R4886470AA
	JA Body 2.0L 108 MPH Lim w/o LDP 50 State	A/T	04886472AA	R4886472AA
	JA Body w 2.4L w/o firm susp. 50 State	A/T	05015121AA	R5015121AA
	JA Body 2.4L w/firm susp. 50 State	A/T	05015120AA	R5015120AA
	JA Body 2.5L 126 MPH Lim 50 State	A/T	04897832AE	R4897832AE
	JA Body 2.5L 108 MPH Lim 50 State	A/T	04897833AE	R4897833AE
	JX Body 2.4L 50 State	A/T (4EATX)	05015122AA	R5015122AA
	LH Body 3.3L Fed	A/T	04897402AA	R4897402AA
	LH Body 3.3L TLEV	A/T	04897405AA	R4897405AA
	LH Body 3.5L Limited 50 State	A/T	05012676AA	R5012676AA
	LH Body 3.5L Unlimited 50 State	A/T	05012677AA	R5012677AA
	PL Body 2.0L MPI Fed, Cal	M/T	05269939	R5269939
	PL Body 2.0L MPI Fed	A/T (3ATX)	05269941	R5269941
	PL Body 2.0L MPI TLEV Cal	A/T (3ATX)	05269942	R5269942
	PL Body 2.0L MPI DOHC Fed, Cal	A/T (3ATX)	05269945	R5269945
	PL Body 2.0L MPI, Leaded	M/T	05269902	R5269902
1995	A Body 2.5L TBI, Fed, Cal	A/T (3ATX)	04686886	R4686886
	A, A1, J Bodies 3.0L MPI, Fed, RFI	A/T (3ATX & 4EATX)	04887979AA	R4887979AA
	FJ Body 2.5L 50 State	A/T	05011509AA	R5011509AA
	JA Body 2.0L 108 MPH Lim 50 State	M/T	04606175	R4606175
	JA Body 2.4L 108 MPH Lim 50 State	A/T	04606185	R4606185
	JA Body 2.5L 108 MPH Lim 50 State	A/T	05010270AA	R5010270AA
	JA Body 2.5L 126 MPH Lim 50 State	A/T	05012458AA	R5012458AA
	LH Body 3.3L MPI 50 State	A/T	04606240	R4606240
	LH Body 3.3L MPI 50 State, RFI	A/T	04606243	R4606243
	LH Body 3.3L MPI FFV Fed, Cal	A/T	04606084	R4606084
	LH Body 3.5L MPI 50 State, Limited	A/T	04606253	R4606253
	LH Body 3.5L MPI Limited 50 State	A/T	04606190	R4606190
	LH Body 3.5L MPI Unlimited 50 State	A/T	04606248	R4606248
	LH Body 3.5L MPI Limited 50 State	A/T	04606841	R4606841
	LH Body 3.5L MPI Unlimited 50 State	A/T	04606842	R4606842
1995-1994	LH Body 3.5L MPI Unlimited Cal	A/T	04605137	R4605137

SINGLE BOARD ENGINE CONTROLLERS (SBEC)

(CONTINUED)

PASSENGER CARS (CONT.)

MODEL YEAR	APPLICATION	TRANS.	O.E. PART NO.	REMAN PART NO.
1994	A Body 2.5L TBI, Fed	A/T (3ATX)	04727008	R4727008
	A Body 2.5L TBI BUX Taiwan	A/T (3ATX)	04727010	R4727010
	A, P Bodies 2.5L TBI, Cal	A/T (3ATX)	04727004	R4727004
	A, J, P Bodies 3.0L MPI, Cal	A/T (3ATX & 4EATX)	04887176AA	R4887176AA
	A, J, P, 1 Bodies 3.0L MPI, Fed	A/T (3ATX & 4EATX)	04887174AA	R4887174AA
	A, J, P, 1 Bodies 3.0L MPI, Fed, RFI	A/T (3ATX & 4EATX)	04887175AA	R4887175AA
	LH Body 3.3L MPI, 50 States	A/T	04759139	R4759139
	LH Body 3.5L MPI, Limited, Fed	A/T	04653134	R4653134
	LH Body 3.5L MPI, Limited, Cal	A/T	04653135	R4653135
	LH Body 3.5L MPI, Unlimited, Fed	A/T	04653136	R4653136
	P Body 2.5L TBI, Fed, Cal	M/T	04727006	R4727006
	P Body 2.2L TBI, Fed, Cal	A/T (3ATX)	04778518	R4778518
	P Body 2.5L TBI Fed	A/T (3ATX)	04727002	R4727002
1994-1993	SR Body 8.0L RFI	M/T	04709237	R4709237
1993	A, G, P Bodies 2.5L TBI, Fed, Cal	M/T	04727106	R4727106
	A, G, J, P Bodies 2.5L TBI, Fed, BUX	A/T (3ATX)	04727026	R4727026
	A, G, J, P, 1 Bodies 3.0L MPI, Mex, Fed	A/T (3ATX & 4EATX)	04887258AA	R4887258AA
	C, Y Bodies 3.3L MPI, Fed	A/T (4EATX)	04887262AA	R4887262AA
	G, J, P Bodies 3.0L MPI, Fed, Cal	M/T	04773859	R4773859
	LH Body 3.3L MPI, Fed	A/T	04605427	R4605427
	LH Body 3.3L MPI, Cal	A/T	04605428	R4605428
	LH Body 3.5L MPI, Cal	A/T	04605435	R4605435
	LH Body 3.5L MPI, Fed	A/T	04605429	R4605429
	LH Body 3.5L MPI, w/high speed tires, Fed	A/T	04605436	R4605436
	P Body 2.2L TBI, Fed, Cal	M/T	04778510	R4778510
	P Body 2.2L TBI, Fed	A/T (3ATX)	04778512	R4778512
	Y Body 3.8L MPI, Fed	A/T (4EATX)	04887286	R4887286AA
1993-1992	G, J, P Bodies 3.0L MPI, Fed, Cal	M/T	04773859	R4773859
1992	A, G, J, P Bodies 3.0L MPI, Cal	A/T	04778004	R4778004
	A, G, J, P Bodies 2.5L TBI, Fed, BUX	A/T (3ATX)	04778494	R4778494
	A, G, J, P Bodies 2.5L TBI, Cal	A/T (3ATX)	04778496	R4778496
	A, G, P Bodies 2.5L TBI, Fed, Cal	M/T	04778490	R4778490
	A, G, J, P, 1 Bodies 3.0L MPI, Fed, Mex	A/T (3ATX & 4EATX)	04778002	R4778002
	C, Y Bodies 3.3L MPI, Fed	A/T (4EATX)	04762726	R4762726
	C, Y Bodies 3.3L MPI, Cal	A/T (4EATX)	04762728	R4762728
	P Body 2.2L TBI, Fed	A/T (3ATX)	04778486	R4778486
	P Body 2.2L TBI, Fed, Cal	M/T	04778484	R4778484
	Y Body 3.8L MPI, Fed	A/T (4EATX)	04762740	R4762740
	Y Body 3.8L MPI, Cal	A/T (4EATX)	04762742	R4762742
	1991	A, G, J, P, Bodies 2.5L, TBI, Fed	A/T (A413)	04672522
A, G, J, P, Bodies 2.5L TBI, Cal		A/T (3ATX)	04672524	R4672524
A, G, J Bodies 3.0L, MPI, Fed		A/T	04723508	R4723508
A, G, J Bodies 3.0L, MPI, Cal		A/T	04723509	R4723509

SINGLE BOARD ENGINE CONTROLLERS (SBEC)

(CONTINUED)

PASSENGER CARS (CONT.)

MODEL YEAR	APPLICATION	TRANS.	O.E. PART NO.	REMAN PART NO.
1991 (cont.)	C Body 2.5L TBI, Fed	A/T (3ATX)	04672526	R4672526
	C, Y Bodies 3.3L, MPI, Fed (up to 12/17/90) w/VTA	A/T (4EATX)	04686430	R4686430
	C, Y Bodies 3.3L, MPI, Fed (after 12/17/90) w/o VTA	A/T (4EATX)	04686442	R4686442
	C, Y Bodies 3.3L MPI, Cal	A/T (4EATX)	04686444	R4686444
	G, J Bodies 3.0L, MPI, Fed, Cal	M/T	04723559	R4723559
	P Body 2.2L, TBI, Fed	A/T	04672510	R4672510
1990	A, G, J, P Bodies 2.5L TBI, Fed	M/T	04686562	R4686562
	A, G, J, P Bodies 2.5L TBI, Fed	A/T (3ATX)	04686558	R4686558
	A, G, J, P Bodies 2.5L Turbo, Fed	A/T (4EATX)	04686588	R4686588
	A, G, J Bodies 3.0L MPI, Fed	A/T (4EATX)	04740810	R4740810
	C, Y Bodies 3.0L, MPI, Fed	A/T (4EATX)	04740814	R4740814
	C, Y Bodies 3.3L, MPI, w/DIS, Fed	A/T (4EATX)	04686656	R4686656
	C, Y Bodies 3.3L, MPI, w/DIS, Cal	A/T (4EATX)	04686658	R4686658
	G, J, P Bodies 2.2L Turbo IV, Fed w/overboost kit	M/T	04886596	R4686596
	L, P Bodies 2.2L TBI, Fed	A/T (3ATX)	04686544	R4686544
1989	Y, C Bodies 3.0L, MPI, Fed	A/T	04773110	R4773110

MINIVANS

MODEL YEAR	APPLICATION	TRANS.	O.E. PART NO.	REMAN PART NO.
2002	RG Body 3.3L EuroIII GCC	A/T	05086603AA	R5086603AA
2000	NS Body 2.4L Fed, Can	A/T	04727274AC	R4727274AC
	NS Body 2.4L Cal LEV	A/T	04727275AB	R4727275AB
	NS Body 3.0L Fed	A/T	04727256AC	R4727256AC
	NS Body 3.0L Fed, Can	A/T	04727276AD	R4727276AD
	NS Body 3.3L FFV Fed	A/T	04727280AB	R4727280AB
	NS Body 3.3L Cal LEV	A/T	04727279AB	R4727279AB
	NS Body 3.3L Fed, Can	A/T	04727278AC	R4727278AC
	NS Body 3.8L FWD Cal LEV	A/T	04727283AB	R4727283AB
	NS Body 3.8L FWD Fed, Can	A/T	04727282AB	R4727282AB
1999	NS Body 2.4L Cal LEV	A/T	04748243AE	R4748243AE
	NS Body 2.4L Fed, Can	A/T	04748242AE	R4748242AE
	NS Body 3.0L Fed, Can	A/T	04727255AC	R4727255AC
	NS Body 3.3L Fed FFV ETHANOL	A/T	04727246AE	R4727246AE
	NS Body 3.3L Fed, Can	A/T	04727244AE	R4727244AE
	NS Body 3.8L FWD Fed, Can	A/T	04727247AE	R4727247AE
	NS Body 3.8L FWD Can LEV	A/T	04727248AE	R4727248AE
1997	GS Body 2.0L SOHC, BUX	M/TX5	04727210AG	R4727210AG
	GS Body 2.4L DOHC, BUX	M/TX5	04748211AG	R4748211AG
	GS Body 3.3L MPI, BUX	A/T	04748212AG	R4748212AG
	GS Body 3.3L MPI, Leaded Fuel, BUX	A/T	04748213AG	R4748213AG
	GS Body 3.8L MPI, AWD, BUX	A/T	04727215AG	R4727215AG
	NS Body 2.4L DOHC, 50 State	A/T (3ATX/4EATX)	04727201AH	R4727201AH

SINGLE BOARD ENGINE CONTROLLERS (SBEC)

(CONTINUED)

MINIVANS (CONT.)

MODEL YEAR	APPLICATION	TRANS.	O.E. PART NO.	REMAN PART NO.
1997 (cont.)	NS Body 3.0L MPI, Fed	A/T (3ATX)	04727203AG	R4727203AG
	NS Body 3.3L MPI, Cal, TLEV	A/T	04727205AI	R4727205AI
	NS Body 3.3L MPI, Fed	A/T	04727204AI	R4727204AI
	NS Body 3.8L MPI, AWD, 50 State	A/T	04727208AG	R4727208AG
	NS Body 3.8L FWD, 50 State	A/T	04727207AI	R4727207AI
1996	NS Body 2.4L DOHC, Fed, Cal	A/T (EATX)	04727217	R4727217
	NS Body 3.0L MPI, Fed, Cal	A/T (3ATX)	04727218	R4727218
	NS Body 3.3L MPI w/LDP Fed, Hi/Alt	A/T	04727219	R4727219
	NS Body 3.8L AWD w/LDP Fed, Cal	A/T	04727222	R4727222
	NS Body 3.3L MPI, TLEV w/LDP, Cal	A/T	04748220	R4748220
	NS Body 3.8L MPI, FWD w/LDP Fed, Cal	A/T	04748221	R4748221
	NS Body 3.3L MPI, Fed, Cal	A/T	04883267	R4883267
	NS Body 3.3L MPI, TLEV, Cal	A/T	04883268	R4883268
	NS Body 3.8L MPI, FWD, Fed, Cal, Hi/Alt	A/T	04883269	R4883269
	NS Body 3.8L MPI, FWD w/LDP, Fed, Cal	A/T	04748221	R4748221
	NS Body 3.3L MPI, TLEV, Cal	A/T	04883268	R4883268
	NS Body 3.8L MPI, FWD, Fed, Cal, Hi/Alt	A/T	04883269	R4883269
1995	AS Body 2.5L TBI, Fed, Cal, BUX, RFI	A/T (3ATX)	04686892	R4686892
	AS Body 3.0L MPI, Fed, Cal, RFI	A/T (3ATX & 4EATX)	04887983AA	R4887983AA
	AS Body 3.0L MPI Cal RFI TX	A/T	04887981AA	R4887981AA
	AS Body 3.3L MPI, Fed, Cal, RFI	A/T (4EATX)	04887987AA	R4887987AA
1994	AS Body 2.5L TBI, Fed, Cal, BUX	A/T (3ATX)	04727595	R4727595
	AS Body 3.0L MPI, Fed, Cal	A/T (3ATX & 4EATX)	04887178AA	R4887178AA
	AS Body 3.0L MPI, Fed, Cal, RFI	A/T (3ATX & 4EATX)	04887179AA	R4887179AA
	AS Body 3.3L MPI, Fed, Cal	A/T (4EATX)	04887182AA	R4887182AA
	AS Body 3.3L MPI, Fed, Cal, RFI	A/T (4EATX)	04887183AA	R4887183AA
	AS Body 3.8L MPI, Fed, Cal	A/T	04887190AA	R4887190AA
1994-1993	AS Body 3.0L MPI, Cal, RFI	A/T	04887251AA	R4887251AA
1993	AS Body 2.5L TBI, Fed, Cal, BUX, RFI	A/T (3ATX)	04727103	R4727103
	AS Body 3.0L MPI, Fed, BUX, RFI	A/T (3ATX & 4EATX)	04887246AA	R4887246AA
	AS Body 3.3L MPI, Cal, RFI	A/T (4EATX) 2WD	04887269AA	R4887269AA
	AS Body 3.3L MPI, Fed, Cal, RFI	A/T (4EATX) AWD	04887273AA	R4887273AA
	AS Body 3.3L MPI, Fed, RFI	A/T (4EATX)	04887267AA	R4887267AA
	AS Body 3.3L MPI, AWD, Fed, Cal	A/T (4EATX)	04887272AA	R4887272AA
1992	AS Body 2.5L TBI, Fed, Cal	A/T (3ATX)	04778502	R4778502
	AS Body 2.5L TBI, BUX	M/T	04778504	R4778504
	AS Body 3.0L MPI, Fed	A/T (3ATX & 4EATX)	04778018	R4778018
	AS Body 3.0L MPI, Cal	A/T (3ATX & 4EATX)	04778020	R4778020
	AS Body 3.3L MPI, Fed	A/T (4EATX)	04762734	R4762734
	AS Body 3.3L MPI, Cal	A/T (4EATX)	04762736	R4762736
	AS Body 3.3L MPI, BUX w/o Cal	A/T (4EATX)	04762738	R4762738
1991	AS Body 2.5L TBI, Fed	A/T (3ATX)	04672536	R4672536
	AS Body 3.0L, MPI, Fed	A/T	04723513	R4723513
	AS Body 3.3L MPI, Fed	A/T (4EATX)	04639372	R4639372
	AS Body 3.3L MPI, Cal	A/T (4EATX)	04639374	R4639374

SINGLE BOARD ENGINE CONTROLLERS (SBEC)

(CONTINUED)

MINIVANS (CONT.)

MODEL YEAR	APPLICATION	TRANS.	O.E. PART NO.	REMAN PART NO.
1990	AS Body 2.5L TBI, Fed	M/T	04686640	R4686640
	AS Body 2.5L TBI, Fed	A/T (4EATX)	04686652	R4686652
	AS Body 2.5L Turbo Seq., Fed	A/T (4EATX)	05235577	R5235577
	AS Body 3.0L MPI, Fed	A/T	04740816	R4740816
	AS Body 3.0L MPI, Cal	A/T (4EATX)	04740817	R4740817
	AS Body 3.3L, MPI w/DIS, Fed	A/T (4EATX)	04672435	R4672435
	AS Body 3.3L, MPI w/DIS, Cal	A/T (4EATX)	04672438	R4672438

TRUCKS

MODEL YEAR	APPLICATION	TRANS.	O.E. PART NO.	REMAN PART NO.
1995	BR Body 3.9L MPI Fed, Cal, RFI	M/T	56028316	R6028316
	BR Body 5.9L Diesel, 50 State RFI	A/T (4-speed)	56028336	R6028336
	BR Body 5.9L Diesel, All	M/T	56028334	R6028333
	BR Body 8.0L MPI, Fed, Cal, RFI	M/T	56028330	R6028330
1995-1994	AB Body 3.9L MPI, Fed, Cal, RFI	A/T	04886665	R4886665
	AB Body 5.2L MPI, Fed, Cal, RFI	A/T	04886671	R4886671
	AB Body 5.9L MPI, Fed, RFI	A/T	56028350	R6028350
	AN Body 3.9L MPI, Fed, RFI	A/T	04886661	R4886661
	AN Body 3.9L MPI, Fed, RFI	M/T	56028729	R6028729
	AN Body 5.2L MPI, Fed, Cal, RFI	A/T	04886667	R4886667
	AN Body 5.2L MPI, Fed, Cal, RFI	M/T	56028342	R6028342
	BR Body 3.9L MPI, Fed, Cal	A/T	56028317	R6028317
	BR Body 5.2L MPI, Fed, Cal, RFI	A/T	04886669	R4886669
	BR Body 5.9L MPI, Fed, RFI	A/T	56028326	R6028326
	BR Body 5.9L MPI, Cal, RFI	A/T	56028475	R6028475
	BR Body 5.9L MPI, Fed, Cal, RFI	M/T	56028324	R6028324
	BR Body 5.9L MPI, Fed, Cal, HD, RFI	A/T	56028328	R6028328
	BR Body 5.9L MPI, Fed, Cal, HD, RFI	M/T	56028439	R6028439
	BR Body 5.9L Diesel	A/T	56027776	R6027776
	BR Body 8.0L MPI, Fed, Cal, RFI	A/T	04886673	R4886673
1995-1991	AN Body 2.5L TBI, Fed	M/T	53008921	R3008921
1994	BR Body 5.9L Diesel, All RFI	A/T (4-speed)	56027304	R6027304
	BR Body 5.9L Diesel	M/T	56027300	R6027300
	BT Body 5.9L Mex	M/T	04751147	R4751147
1993	AB Body 3.9L MPI, Fed	M/T (T-111)	56027840	R6027840
	AB Body 5.9L MPI 50 State	A/T	56029108	R6029108
	AB Body 3.9L 50 State	A/T	56028244	R6028244
	AB, AD, AN Bodies 5.2L MPI, Fed	A/T	56027848	R6027848
	AB, AD Bodies 5.9L MPI, LD, Fed	A/T	56026866	R6026866
	AD, AN Bodies 3.9L MPI, Fed	M/T	56027836	R6027836
	AD Body 3.9L Fed	A/T	56027776	R6027776
	AD Body 5.9L MPI, Fed, Cal, HD	A/T	56026872	R6026872
	AD Body 5.9L Diesel, 50 State	M/T	56029101	R6029101
	AD Body 5.9L MPI, Fed, Cal, HD	M/T	56026870	R6026870
	AN Body 3.9L MPI Fed	M/T	56027774	R6027774

SINGLE BOARD ENGINE CONTROLLERS (SBEC)

(CONTINUED)

TRUCKS (CONT.)

MODEL YEAR	APPLICATION	TRANS.	O.E. PART NO.	REMAN PART NO.
1992	AB Body 3.9L MPI, Fed, RFI	A/T	04741523	R4741523
	AB, AD, AN Bodies 5.2L MPI, Fed	A/T	56027141	R6027141
	AB, AD, AN Bodies 5.2L MPI, Cal	A/T	56027143	R6027143
	AD Body 3.9L Fed, RFI, MPI	A/T	04741522	R4741522
	AD Body 5.2L MPI 4x4 Fed	M/T	56027147	R6027147
	AD Body 5.2L MPI 4x2 Fed	M/T	56027145	R6027145
	AD, AN Bodies 3.9L MPI Fed	M/T	56028749	R6028749
	AN Body 3.9L MPI, Fed, RFI	M/T	56028749	R6028750
1992-1991	AB, AD Bodies 5.9L EFI Fed LD	A/T (4-speed)	56027157	R6027157
	AB, AD Bodies 5.9L, Cal, LD, EFI	A/T (4-speed)	56027156	R6027155
	AD Body Heavy Duty w/o RFI, Fed	A/T (4-speed)	53008940	R3008940
1991	AB, AD Bodies 3.9L	A/T (3-speed)	53008914	R3008914
	AB, AD Bodies 3.9L EFI, Fed	A/T (3-speed)	53008912	R3008912
	AB, AD Bodies 5.2L EFI, Fed	A/T (4-speed)	53008933	R3008933
	AB, AD Bodies 5.2L EFI, Fed	A/T (3-speed)	53008917	R3008917
	AB, AD Bodies 5.2L EFI, Cal	A/T (4-speed)	53008935	R3008935
	AB, AD Bodies 5.2L EFI, Cal	A/T (3-speed)	53008916	R3008916
	AD Body 5.9L LD, Fed	M/T	53008937	R3008937
	AN Body 3.9L Fed	A/T	53008922	R3008923
	AN Body 3.9L EFI, Fed	A/T (4-speed)	53008923	R3008923
	AN Body 5.2L EFI, Fed	A/T (4-speed)	53008924	R3008924
	AN Body 5.2L EFI Cal	A/T (4-speed)	53008928	R3008928
1990	AB, AD Bodies 3.9L, EFI, Fed	A/T (3-speed)	04557493	R4557493
	AB, AD Bodies 5.2L, EFI, Cal	A/T (4-speed)	04557559	R4557559
	AB, AD Bodies 5.2L, Cal	A/T	04557563	R4557563
	AB, AD Bodies 5.2L, EFI, Fed	A/T (A998-999)	04557561	R4557561
	AB, AD Bodies 5.2L, EFI, Fed	A/T (A500-518)	04557511	R4557511
	AB, AD Bodies 5.9L, EFI, LD, Fed	A/T (4-speed)	04557571	R4557571
	AB, AD Bodies 5.9L, EFI, Cal, LD	A/T (4-speed)	04557573	R4557573
	AD Body 5.9L, EFI, LD, Fed	M/T	04557575	R4557575
	AD Body 5.9L Fed, Cal HD	A/T (3-speed)	04557021	R4557021
	AN Body 3.9L EFI, Fed	A/T (4-speed)	04557481	R4557481
	AN Body 3.9L, EFI, Fed	M/T	04557497	R4557497

JEEP®

MODEL YEAR	APPLICATION	TRANS.	O.E. PART NO.	REMAN PART NO.
1998	ZG, XJ Bodies 2.5L, VM Diesel	M/T (5-speed)	56041997AC	R6041997AC
1997	ZG, XJ Bodies 2.5L VM Diesel	M/T	56041707AB	R6041707AB
1996	ZG Body 2.5L VM Diesel w/o CCD	M/T	56029110	R6029110
	ZG Body 2.5L VM Diesel w/CCD	M/T (5-speed)	56029111	R6029111
1995	XJ Body 2.5L MPI, Fed, RFI	M/T	56028843	R6028843
	XJ Body 4.0L MPI, 50 State, RFI	A/T (4-speed)	56027698	R6027698
	XJ Body 4.0L MPI, Fed, RFI	M/T	56028852	R6028852
	YJ Body 2.5L MPI, Fed, RFI	A/T	56028833	R6028833

SINGLE BOARD ENGINE CONTROLLERS (SBEC)

(CONTINUED)

JEEP®

MODEL YEAR	APPLICATION	TRANS.	O.E. PART NO.	REMAN PART NO.
1995 (cont.)	YJ Body 2.5L MPI, Fed, RFI	M/T	56028829	R6028829
	YJ Body 4.0L MPI 50 State RFI	A/T	56027680	R6027680
	YJ Body 4.0L MPI 50 State RFI	A/T	56028837	R6028837
	ZJ Body 4.0L MPI RFI ECE GCC	A/T	56028029	R6028029
	ZJ Body 4.0L MPI, Cal, RFI	A/T (4-speed)	56028031	R6028031
	ZJ Body 5.2L MPI, 50 State, RFI	A/T (4-speed)	56026790	R6026790
	ZJ Body 5.2L MPI RFI GCC	A/T (4-speed)	56026794	R6026794
1995-1994	ZJ Body 4.0L MPI, Fed, RFI	A/T (4-speed)	56028027	R6028027
1994	XJ Body 2.5L MPI, 50 State, RFI	M/T	56027884	R6027884
	XJ Body 4.0L MPI, Fed, RFI	A/T (4-speed)	56027888	R6027888
	XJ Body 4.0L MPI, 50 State, RFI	M/T	56027890	R6027890
	XJ Body 4.0L MPI, Cal, RFI	A/T (4-speed)	56028044	R6028044
	XJ Body 4.0L MPI, GCC, RFI	A/T (4-speed)	56027785	R6027785
	XJ Body 4.0L MPI, RFI, GCC	M/T	56027783	R6027783
	YJ Body 2.5L MPI, 50 State, RFI	M/T	56027575	R6027575
	YJ Body 2.5L 50 State RFI	A/T (3-spd)	56028202	R6028202
	YJ Body 4.0L MPI RFI ECE	M/T	56027589	R6027589
	YJ Body 4.0L MPI, 50 State, RFI	M/T	56027579	R6027579
	YJ Body 4.0L MPI, ECE/GCC RFI	A/T (3-speed)	56027686	R6027686
	YJ Body 4.0L MPI, Cal, RFI	A/T (3-speed)	56028042	R6028042
	ZJ Body 4.0L MPI, Fed, RFI	A/T (4-speed)	56028311	R6028311
	ZJ Body 4.0L MPI, ECE, GCC, RFI	A/T (4-speed)	56027901	R6027901
	ZJ Body 4.0L MPI, 50 State, RFI	M/T	56027899	R6027899
	ZJ Body 5.2L MPI, ECE, RFI	A/T (4-speed)	56028115	R6028115
1994-1993	XJ, MJ Bodies 4.0L MPI, ECE, RFI	A/T (4-speed)	56027454	R6027454
	ZJ Body 4.0L MPI, Cal, RFI	A/T (4-speed)	56028313	R6028313
	ZJ Body 5.2L MPI, 50 State, RFI	A/T (4-speed)	56028113	R6028113
1993	XJ Body 4.0L MPI RFI Fed, Can	M/T	56027446	R6027446
	XJ Body 4.0L MPI RFI Fed, Can	A/T (4-speed)	56027452	R6027452
	XJ, MJ Bodies 4.0L MPI, RFI, Cal	A/T (4-speed)	56027456	R6027456
	YJ Body 4.0L Fed, RFI, Cal, Can, ECE, GCC	M/T (5-speed)	56027436	R6027436
	ZJ Body 4.0L MPI RFI Fed, Can GCC	A/T	56027814	R6027814
	ZJ Body 5.2L, RFI, ECE, MPI	A/T (4-speed)	56027992	R6027992
1993-1992	ZJ Body 4.0L Cal, XJ Body, RFI	A/T (4-speed)	56027804	R6027804
	ZJ Body 4.0L Fed, Can, RFI, MPI	A/T (4-speed)	56027803	R6027803
1993-1991	YJ Body 4.0L, Fed, RFI	M/T (5-speed)	56027406	R6027406
	YJ Body 4.0L Fed, RFI	A/T (3ATX)	56027410	R6027410
1992	ZJ Body 4.0L MPI RFI Fed, Cal	M/T	56028801	R6028801
1992-1991	XJ, MJ Body 4.0L RFI Cal	A/T	04762627	R4762627
	XJ, MJ Body 4.0L RFI Fed, Can, GCC	A/T	04762626	R4762626

SINGLE BOARD ENGINE CONTROLLERS (SBECIII)

PRODUCT FEATURES:

- The Powertrain Control Module is a digital computer containing a microprocessor.
- Utilizes On-Board Diagnostics (OBDII) to aid in powertrain diagnosis.
- EEPROM (Electrically Erasable Programmable Read Only Memory) allows the module to be updated with the latest revision of on-board operating software. This ensures that all reman modules are upgraded to the latest revision.
- Adjusts fuel injector pulse width, idle speed, ignition timing and canister purge based on inputs it receives.
- Regulates cooling fans, air conditioning and speed control systems based on inputs it receives.
- Changes generator charge rate by adjusting the generator field as required.
- Tech note: VIN and vehicle mileage must be programmed into module prior to road use.



PASSENGER CARS

MODEL YEAR	APPLICATION	TRANS.	O.E. PART NO.	REMAN PART NO.
2002	JR Body 2.0L Mex	M/T	04896787AC	R4896787AC
	JR Body 2.0L EURO III	M/T	04896786AC	R4896786AC
	JR Body 2.0L EUROIII	A/T	04896788AC	R4896788AC
	JR Body 2.4L Cal LEV	A/T	04896792AE	R4896792AE
	JR Body 2.4L Mex TURBO	A/T	04896793AB	R4896793AB
	JR Body 2.4L Mex w/o EGR	A/T	04606797AB	R4606797AB
	JR Body 2.4L SMPI DOHC Mex	A/T	04896794AD	R4896794AD
	JR Body 2.7L 50 ST NLEV w/o EGR	A/T	04606801AB	R4606801AB
	JR Body 2.7L 50 State Hi Speed	M/T (5-speed)	04896280AI	R4896280AI
	JR Body 2.7L 50 State NLEV	A/T	04896780AC	R4896780AC
	JR Body 2.7L EUROIII VRAT	A/T (4-speed)	04896782AD	R4896782AD
	P5 Body 2.4L Mex	M/T (5-speed)	05033260AC	R5033260AC
	P5 Body 2.4L Mex DOHC SMPI	A/T	05033261AC	R5033261AC
	PL Body 2.0L EXPORT	A/T	05034128AD	R5034128AD
	PL Body 2.0L 50 State	M/T	05034121AF	R5034121AF
	PL Body 2.0L 50 State	A/T	05034125AF	R5034125AF
	PL Body 2.0L R/T 50 State	M/T (5-speed)	05034130AE	R5034130AE
	PL Body 2.0L R/T EXPORT	M/T (5-speed)	05034131AC	R5034131AC
	PL Body 2.0L 50 State	A/T	05034211AC	R5034211AC
	PL Body 2.0L 50 State	M/T	05034124AC	R5034124AC
	PL, P2 Body 2.0L EXPORT	M/T	05034123AC	R5034123AC
	PT, PG Bodies 2.0L EURIII	M/T (5-speed)	05033663AB	R5033663AB
	PT Body 2.0L PT Body BUX	M/T (5-speed)	05033667AB	R5033667AB
	PT Body 2.0L EUROIII	A/T (4-speed)	05033661AB	R5033661AB
	PT Body 2.4L DOHC SMPI Cal LEV	A/T	05033664AC	R5033664AC
	PT Body 2.4L Cal ULEV	A/T	05033670AA	R5033670AA
	PT Body 2.4L Cal ULEV	M/T (5-speed)	05033666AC	R5033666AC
PT Body 2.4L DOHC SMPI Cal ULEV	A/T	05033665AE	R5033665AE	

SINGLE BOARD ENGINE CONTROLLERS (SBECEIII)

(CONTINUED)

PASSENGER CARS (CONT.)

MODEL YEAR	APPLICATION	TRANS.	O.E. PART NO.	REMAN PART NO.
2001	JR Body 2.0L EUROIII	A/T	04896020AI	R4896020AI
	JR Body 2.0L Mex	M/T	04896017AH	R4896017AH
	JR Body 2.4L Fed NLEV	A/T	04896033AJ	R4896033AJ
	JR Body 2.4L DOHC Mex SMPI	A/T	04896037AG	R4896037AG
	JR Body 2.4L Mex TURBO	A/T	04896035AF	R4896035AF
	JR Body 2.7L Fed 50 State NLEV	A/T	04896040AJ	R4896040AJ
	JR Body 2.7L EURO III W/ ACTIVE INTAKE	A/T	04896041AJ	R4896041AJ
	JR Body 2.7L EUROIII	M/T	04896043AG	R4896043AG
	JR Body 2.7L GCC	A/T (4-speed)	04896042AF	R4896042AF
	JR Body 2.7L Mex	A/T	04896047AG	R4896047AG
	LH Body 2.7L EURO3 Unlimited	A/T	04896237AD	R4896237AD
	LH Body 2.7L NLEV	ALL	04896146AD	R4896146AD
	LH Body 2.7L 50 State w/ACTIVE INTAKE	A/T	04896925AC	R4896925AC
	LH Body 2.7L MOTORSPORT 108	A/T (4-speed)	04896544AA	R4896544AA
	LH Body 3.5L Euro III Unlimited	A/T	04606984AC	R4606984AC
	LH Body 3.5L Gulf Coast	A/T	04606821AB	R4606821AB
	LH Body 3.5L NLEV Limited	A/T	04606895AC	R4606895AC
	LH Body 3.5L NLEV Unlimited	A/T	04896572AC	R4896572AC
	LH Body 3.5L R/T NLEV Unlimited	A/T	04896541AB	R4896541AB
	LH Body 3.5L R/T Unlimited Mex	A/T	04606739AB	R4606739AB
	PL Body 2.0L SOHC Cal LEV	M/T	05033068AL	R5033068AL
	PL Body 2.0L SOHC Cal ULEV	A/T (3-speed)	05293106AL	R5293106AL
	PL Body 2.0L SOHC EURO III	M/T (5-speed)	05033022AI	R5033022AI
	PL Body 2.0L SOHC BUX Hi Speed	M/T (5-speed)	05033176AF	R5033176AF
	PL Body 2.0L SOHC Mex ROW 75	M/T	05293113AH	R5293113AH
	PL Body 2.0L SOHC NLEV	A/T (3-speed)	05293107AL	R5293107AL
	PL Body 2.0L SOHC	A/T	05033059AI	R5033059AI
	PL Body 2.0L SOHC EUROIII	A/T (4-speed)	05033058AI	R5033058AI
	PL Body 2.0L SOHC Cal LEV	M/T	05033068AL	R5033068AL
	PL Body 2.0L SOHC Cal ULEV	A/T (3-speed)	05293106AL	R5293106AL
	PL Body 2.0L SOHC EURO III	M/T (5-speed)	05293112AH	R5293112AH
	PL Body 2.0L SOHC GCC	A/T	05033027AH	R5033027AH
	PL Body 2.0L SOHC NLEV	M/T (5-speed)	05033021AJ	R5033021AJ
	PL Body 2.0L SOHC NLEV TAIWAN	A/T	05033060AL	R5033060AL
	PL Body 2.0L SOHC ROW 75 & Mex	A/T	05293103AH	R5293103AH
	PL, P2 Bodies 2.0L SOHC HO BUX	M/T	05033023AI	R5033023AI
	PL, P2 Bodies 2.0L SOHC BUX	A/T (4-speed)	05033029AI	R5033029AI
	PR Body 3.5L Fed	A/T (4EATX)	04686966AA	R4686966AA
	PT Body 2.0L JAPAN	A/T	05033201AE	R5033201AE
	PT Body 2.0L DOHC BUX Hi Speed JAPAN	A/T (4-speed)	05033142AE	R5033142AE
	PT Body 2.0L BUX	M/T (5-speed)	05033116AF	R5033116AF
	PT Body 2.0L BUX w/o Hi Speed Engine	M/T (5-speed)	05033140AC	R5033140AG
	PT Body 2.0L DOHC BUX	M/T (5-speed)	05033205AE	R5033205AE
	PT Body 2.0L BUX EURO	A/T	05033117AE	R5033117AE
PT Body 2.4L LEV DOHC SMPI	A/T	05033119AG	R5033119AG	
PT Body 2.4L DOHC SMPI Cal ULEV	A/T	05033120AG	R5033120AG	
PT Body 2.4L LEV	M/T	05033118AG	R5033118AG	

SINGLE BOARD ENGINE CONTROLLERS (SBECIII)

(CONTINUED)

PASSENGER CARS (CONT.)

MODEL YEAR	APPLICATION	TRANS.	O.E. PART NO.	REMAN PART NO.
2001-2000	PT Body 2.0L DOHC BUX	M/T (5-speed)	05033203AA	R5033203AA
	PT Body 2.0L DOHC BUX	A/T	05033204AB	R5033204AB
	PT Body 2.0L DOHC BUX	A/T (4-speed)	05033137AE	R5033137AE
	PT Body 2.0L DOHC TX EEL EURO	A/T	04671545AI	R4671545AI
	PT Body 2.0L DOHC EEL	M/T	04671542AG	R4671542AG
	PT Body 2.4L Mex	M/T (5-speed)	05033138AG	R5033138AG
	PT Body 2.4L Mex	A/T	05033139AG	R5033139AG
	PT Body 2.4L DOHC Fed LEV	M/T	04671547AG	R4671547AG
	PT Body 2.4L DOHC TX Fed LEV	A/T	04671548AG	R4671548AG
2000	JA Body 2.0L BUX	M/T	04606653AA	R4606653AA
	JA Body 2.0L Fed	A/T	04896051AA	R4896051AA
	JA Body 2.0L TLEV	A/T	04606852AB	R4606852AB
	JA Body 2.4L Fed	A/T	04606656AA	R4606656AA
	JA Body 2.4L Mex	A/T (3-speed)	04606782AA	R4606782AA
	JA Body 2.4L TLEV	A/T	04606557AA	R4606557AA
	JA Body 2.4L Mex	A/T (4-speed)	04896085AA	R4896085AA
	JA Body 2.5L BUX	A/T	04896560AA	R4896560AA
	JA Body 2.5L Fed	A/T	04606658AA	R4606658AA
	JA Body 2.5L TLEV	A/T	04606559AA	R4606559AA
	JA Body 2.5L GCC	A/T	04606961AA	R4606961AA
	JX Body 2.0L BUX	M/T	04896470AA	R4896470AA
	JX Body 2.5L TLEV	A/T	04606573AA	R4606573AA
	JX Body 2.5L Fed	A/T	04606975AA	R4606975AA
	JX Body 2.5L BUX	A/T	04606674AA	R4606674AA
	LH Body 2.7L Cal LEV	A/T	04606614AI	R4606614AI
	LH Body 2.7L Cal LEV w/Active Intake	A/T	04896360AJ	R4896360AJ
	LH Body 2.7L Fed Can	A/T	04896530AF	R4896530AF
	LH Body 2.7L Fed, LEV	A/T	04606682AF	R4606682AF
	LH Body 2.7L GCC W/M/TV	A/T	04896185AF	R4896185AF
	LH Body 2.7L w/Active Intake EUROII	A/T	04606775AF	R4606775AF
	LH Body 3.2L SOHC 24V MPI Fed, Can	A/T	04896462AB	R4896462AB
	LH Body 3.2L SOHC 24V MPI LEV "Cal" Deleted	A/T	04896350AI	R4896350AI
	LH Body 3.5L HO 24V MPI BUX Euro III Unlimited	A/T	04896370AD	R4896370AD
	LH Body 3.5L HO 24V MPI Fed, Can	A/T	04896272AB	R4896272AB
	LH Body 3.5L HO 24V MPI Gulf Coast	A/T	04606980AC	R4606980AC
	LH Body 3.5L HO 24V MPI LEV Cal	A/T	04896240AI	R4896240AI
	LH Body 3.5L HO 24V MPI LEV Unlimited Cal	A/T	04896742AI	R4896742AI
	LH Body 3.5L HO 24V MPI Mex	A/T	04896344AB	R4896344AB
	LH Body 3.5L HO 24V MPI Unlimited Fed, Can	A/T	04896632AB	R4896632AB
	LH Body 3.5L MAG SOHC 24V R/T LEV Unlimited	A/T	04896828AB	R4896828AB
	LH Body 3.5L MAG SOHC 24V R/T Unlimited Fed, Can	A/T	04606806AA	R4606806AA
	P2 Body 2.0L SOHC Leaded Fuel	A/T (3-speed)	05033105AA	R5033105AA
PL Body 1.8L SOHC Japan RHD	M/T (5-speed)	05293029AN	R5293029AN	
PL Body 2.0L Brazil 126HP	A/T	05033130AE	R5033130AE	
PL Body 2.0L Euro Stage III	M/T (5-speed)	05033085AC	R5033085AC	

SINGLE BOARD ENGINE CONTROLLERS (SBECEIII)

(CONTINUED)

PASSENGER CARS (CONT.)

MODEL YEAR	APPLICATION	TRANS.	O.E. PART NO.	REMAN PART NO.
2000 (cont.)	PL Body 2.0L Euro III Hi Speed	M/T (3 speed)	05033043AF	R5033043AF
	PL Body 2.0L SOHC EEC/ECE PAN BUX	A/T (3-speed)	05293033AQ	R5293033AQ
	PL Body 2.0L Can, Cal, Mex	M/T (5-speed)	05293223AI	R5293223AI
	PL Body 2.0L SOHC LEV	M/T (5-speed)	05293023AU	R5293023AU
	PL Body 2.0L SOHC, Cal, ULEV	A/T (3ATX)	05033098AG	R5033098AG
	PL Body 2.0L Cal, Can, Mex	A/T	05293222AJ	R5293222AJ
	PL Body 2.0L SOHC, Can, Fed, Taiwan	A/T	05269989AR	R5269989AR
	PL Body 2.0L SOHC Can, Fed	M/T	05293022AS	R5293022AS
	PL Body 2.0L BUX	M/T	05033123AC	R5033123AC
	PR Body 3.5L Fed, Cal	A/T (4EATX)	04727907AC	R4727907AC
	PT Body 2.4L DOHC Mex	A/T (4-speed)	05033135AC	R5033135AC
2000-1998	JA Body 2.5L Generic Service	ALL	05017958AC	R5017958AC
2000-1996	JA Body 2.4L Turbo Mex	A/T	04606646AE	R4606646AE
1999	JX Body 2.0, 2.5L SOHC EUROII	A/T	04671635AE	R4671635AE
	LH Body 2.7L DOHC EUROII	A/T	04606675AI	R4606675AI
	PL Body 2.0L MPI SOHC, BUX	M/T	04853273AA	R4853273AA
1999-1998	FJ Body 2.5L Fed	A/T	04606497AD	R4606497AD
	FJ Body 2.5L TLEV	A/T	04606498AE	R4606498AE
	JA Body 2.0L SOHC Fed	A/T	04896330AD	R4896330AD
	JA Body 2.0L BUX	M/T	04606634AD	R4606634AD
	JA Body 2.0L Cal	A/T	04606932AE	R4606932AE
	JA Body 2.0L EURO	A/T	04606935AD	R4606935AD
	JA Body 2.0L Fed/Cal	M/T	04606531AD	R4606531AD
	JA Body 2.4L Mex Unlimited	A/T (4-speed)	04606748AE	R4606748AE
	JA Body 2.4L Mex Unlimited	A/T (3-speed)	04606749AE	R4606749AE
	JA Body 2.4L Fed	A/T	04606836AG	R4606836AG
	JA Body 2.4L TLEV	A/T	04606637AH	R4606637AH
	JA Body 2.5L BUX SOHC	A/T	04896340AE	R4896340AE
	JA Body 2.5L Fed	A/T	04606438AF	R4606438AF
	JA Body 2.5L TLEV	A/T	04606439AF	R4606439AF
	JX Body 2.5L Fed TX	A/T	04671636AH	R4671636AH
	LH Body 2.7L GCC LEADED	A/T	04606785AF	R4606785AF
	LH Body 2.7L Mex	A/T	04896025AC	R4896025AC
	LH Body 2.7L DOHC Cal TLEV	A/T	04896260AF	R4896260AF
	LH Body 2.7L MPI Fed, Can Limited 118 MPH	A/T	04896230AE	R4896230AE
	LH Body 2.7L TLEV Unlimited	A/T	04606840AR	R4606840AR
	LH Body 3.2L MPI Fed, Can	A/T	04896120AE	R4896120AE
	LH Body 3.2L MPI Cal, TLEV	A/T	04896250AE	R4896250AE
	LH Body 3.2L Leaded GCC	A/T	04606680AN	R4606680AN
	LH Body 3.5L HO 24V MPI BUX, Euro	A/T	04606970AQ	R4606970AQ
	LH Body 3.5L MPI Fed, Can Unlimited	A/T	04606985AF	R4606985AF
	LH Body 3.5L MPI Fed, Can LIM SPD Tires	A/T	04606810AR	R4606810AR
	PL, P2 Bodies 1.8L BUX	M/T	05269958AF	R5269958AF
	PL, P2 Bodies 2.0L MPI Fed, Cal	M/T	05269815AK	R5269815AK

SINGLE BOARD ENGINE CONTROLLERS (SBECEIII)

(CONTINUED)

PASSENGER CARS (CONT.)

MODEL YEAR	APPLICATION	TRANS.	O.E. PART NO.	REMAN PART NO.
1999-1998 (cont.)	PL, P2 Bodies 2.0L MPI Fed, Taiwan	A/T (3ATX)	05269819AH	R5269819AH
	P1 Body 2.0L MPI DOHC Mex	A/T (3ATX)	04899315AB	R4899315AB
	PL Body 2.0L MPI DOHC Mex	M/T	04853314AB	R4853314AB
	PL Body 2.0L MPI Cal (LEV)	A/T (3ATX)	05269820AJ	R5269820AJ
	PL Body 2.0L MPI DOHC Cal	M/T	05269823AK	R5269823AK
	PL Body 2.0L MPI DOHC Cal	A/T (3ATX)	05269826AJ	R5269826AJ
	PL Body 2.0L MPI DOHC Fed	A/T (3ATX)	05293065AG	R5293065AG
	PL Body 2.0L MPI DOHC Fed	M/T	05293064AG	R5293064AG
	PL Body 2.0L MPI DOHC Fed, Cal (ACR)	M/T	05269825AJ	R5269825AJ
	PL Body 2.0L MPI Fed	M/T	05293063AF	R5293063AF
1998	PL Body 2.0L SOHC LHD & RHD BUX	M/T (5-speed)	05293166AB	R5293166AB
	FJ Body 2.0L MPI DOHC Fed, Cal	M/T	05269833AK	R5269833AK
	FJ Body 2.0L MPI DOHC Fed, Cal, Taiwan	A/T (4EATX)	05269834AL	R5269834AL
	FJ Body 2.5L Fed	A/T	04606278AK	R4606278AK
	FJ Body 2.5L TLEV	A/T	04606337AK	R4606337AK
	JA Body 2.0L BUX	M/T	04606306AL	R4606306AL
	JA Body 2.0L LEV 108 MPH	M/T	04606514AN	R4606514AN
	JA Body 2.0L LEV	A/T	04606301AN	R4606301AN
	JA Body 2.4L DOHC, Fed, Unlimited	A/T	04606410AK	R4606410AK
	JA Body 2.0L Fed Limited	A/T	04606200AL	R4606200AL
	JA Body 2.0L Fed (w/o LDP) Unlimited	M/T	04606302AL	R4606302AL
	JA Body 2.0L BUX Unlimited	A/T	04606508AL	R4606508AL
	JA Body 2.4L TLEV	A/T	04606311AM	R4606311AM
	JA Body 2.4L Mex 3 SPD	A/T (3ATX)	04896170AJ	R4896170AJ
	JA Body 2.4L Mex 4 SPD Unlimited	A/T (4EATX)	04896150AK	R4896150AK
	JA Body 2.5L BUX	A/T	04606324AJ	R4606324AJ
	JA Body 2.5L Fed	A/T	04896026AL	R4896026AL
	JA Body 2.5L GCC Leaded	A/T	04896130AL	R4896130AL
	JA Body 2.5L TLEV 108 MPH	A/T	04606628AP	R4606628AP
	JX Body 2.0L EURO	M/T	04671408AJ	R4671408AJ
	JX Body 2.4L DOHC Fed	A/T	04671407AM	R4671407AM
	JX Body 2.4L DOHC Cal	A/T	04671416AK	R4671416AK
	JX Body 2.5L SOHC Fed STD Can	A/T	04671405AN	R4671405AN
JX Body 2.5L Cal TLEV	A/T	04671637AH	R4671637AH	
JX Body 2.5L Cal LEV	A/T	04671415AL	R4671415AL	
LH Body 2.7L Fed Limited	A/T	04606735AM	R4606735AM	
1997	JA Body 2.5L 50 State 108 MPH GCC LIM	A/T	04606420AB	R4606420AB
	JX Body 2.5L Euro BUX	A/T	04671260AG	R4671260AG
	LH Body 3.5L BUX Unleaded	M/T	04606764AD	R4606764AD
	PL Body 2.0L MPI BUX	M/T	05269992AC	R5269992AC
	PL Body 2.0L MPI DOHC BUX	M/T (5-speed)	05269999AC	R5269999AC
	PL Body 2.0L MPI DOHC Fed, Cal	A/T (3ATX)	05293005AD	R5293005AD
	PL Body 2.0L MPI DOHC Fed, Cal (ACR)	A/T	05293004AD	R5293004AD

SINGLE BOARD ENGINE CONTROLLERS (SBECEIII)

(CONTINUED)

PASSENGER CARS (CONT.)

MODEL YEAR	APPLICATION	TRANS.	O.E. PART NO.	REMAN PART NO.
1996	PL Body 2.0L MPI BUX	M/T	05269922	R5269922
	PL Body 2.0L MPI, BUX	A/T (3ATX)	05269854	R5269854
	PL Body 2.0L MPI DOHC BUX (DD5) Mex	M/T	05269925	R5269925
	PL Body 2.0L MPI DOHC Fed, Cal (ACR)	M/T	05269944	R5269944
	PL Body 2.0L MPI DOHC HP Mex	A/T (3ATX)	05269809	R5269809
	PL Body 2.0L MPI DOHC Mex	A/T (3ATX)	05269808	R5269808
	PL Body 2.0L MPI Fed, Cal (ACR)	M/T	05269940	R5269940
	JA Body 2.0L SOHC, BUX	M/T	04606540	R4606540
	JA Body 2.5L BUX	A/T	04606272AB	R4606272AB
	JX Body 2.0L BUX	M/T	04671366	R4671366
	JX Body 2.4L Cal EATX	A/T (4EATX)	05015123AA	R5015123AA
	JX Body 2.5L 50 State	A/T (4EATX)	04897835AD	R4897835AD
	JX Body 2.5L Cal	A/T	04897834AD	R4897834AD
	JX Body 2.5L BUX	A/T	04671363AB	R4671363AB
1995	JA Body 2.0L 50 State 126 MPH LIM	M/T	04606176	R4606176
	JA Body 2.0L Fed 108 MPH LIM	M/T	04606273	R4606273
	JA Body 2.0L Fed 126 MPH LIM	M/T	04606174	R4606174
	JA Body 2.4L 50 State 126 MPH LIM	A/T	04606186	R4606186
	JA Body 2.5L BUX	A/T	04606123	R4606123
	LH Body 3.5L 50 State Unlimited	A/T	04606842	R4606842

MINIVANS

MODEL YEAR	APPLICATION	TRANS.	O.E. PART NO.	REMAN PART NO.
2002	RG Body 2.4L BUX	A/T (4-speed)	04727430AG	R4727430AG
	RG Body 2.4L BUX	M/T (5-speed)	04748429AF	R4748429AF
	RG Body 3.3L AWD BUX Japan	A/T	04748436AD	R4748436AD
	RG Body 3.3L FWD BUX Japan	A/T (4-speed)	04727434AB	R4727434AD
	RG Body 3.3L BUX	A/T (4-speed)	04748431AF	R4748431AF
	RG Body 3.3L BUX Japan LEV	A/T (4-speed)	05086606AA	R5086606AA
	RG Body 3.3L BUX (Leaded)	A/T	04727432AF	R4727432AF
	RG Body 3.3L AWD BUX Euro III	A/T (4-speed)	05086605AA	R5086605AA
	RG Body 3.3L SFI BUX Euro III FWD	A/T (4-speed)	05086604AA	R5086604AA
	RS Body 2.4L 50 State	A/T	04748420AF	R4748420AF
	RS Body 2.4L 50 State LEV	A/T	05093637AA	R5093637AA
	RS Body 3.3L Fed Cal NLEV	A/T	05093629AA	R5093629AA
	RS Body 3.3L EUROIII Mid East	A/T (4-speed)	05114193AA	R5114193AA
	RS Body 3.3L 50 State FFV LEV	A/T (4-speed)	05135001AA	R5135001AA
	RS Body 3.3L Fed Cal FFV NLEV	A/T	05093628AA	R5093628AA

SINGLE BOARD ENGINE CONTROLLERS (SBECEIII)

(CONTINUED)

MINIVANS (CONT.)

MODEL YEAR	APPLICATION	TRANS.	O.E. PART NO.	REMAN PART NO.
2002 (cont.)	RS Body 3.3L Fed Cal FFV NLEV	A/T	05093638AA	R5093638AA
	RS Body 3.3L Fed Cal NLEV	A/T	05093632AA	R5093632AA
	RS Body 3.3L SFI BUX Mex EGR Disabled	A/T	04727424AF	R4727424AF
	RS Body 3.3LSFI BUX Mex	A/T	05086610AA	R5086610AA
	RS Body 3.8L AWD Fed LEV	A/T (4-speed)	05093634AA	R5093634AA
	RS Body 3.8L FWD Fed LEV	A/T (4-speed)	05134533AA	R5134533AA
	RS Body 3.8L AWD Fed Can NLEV	A/T	05134534AA	R5134534AA
	RS Body 3.8L Fed Can NLEV	A/T	05093633AA	R5093633AA
	RS Body 3.8L Fed Can NLEV	A/T	05093630AA	R5093630AA
	RS Body 3.8L FWD BUX/Mex EGR Disabled	A/T (4-speed)	04727426AF	R4727426AF
2001	RG Body 2.4L BUX	M/T (5-speed)	04748414AK	R4748414AK
	RG Body 2.4L BUX	A/T	04748415AK	R4748415AK
	RG Body 3.3L BUX Leaded	A/T	04748410AK	R4748410AK
	RG Body 3.3L SFI BUX	A/T	04748409AK	R4748409AK
	RG Body 3.3L EUROIII	A/T (4-speed)	04748411AK	R4748411AK
	RS Body 2.4L Fed Can NLEV	A/T	04727512AM	R4727512AM
	RS Body 2.4L DOHC Cal	A/T (3-speed)	05093636AA	R5093636AA
	RS Body 2.4L Fed Can	A/T	05093635AA	R5093635AA
	RS Body 2.4L Cal ULEV	A/T	04727513AM	R4727513AM
	RS Body 3.3L Fed/Cal FFV NLEV	A/T	05093624AA	R5093624AA
	RS Body 3.3L Fed Cal NLEV	A/T	05093625AA	R5093625AA
	RS Body 3.3L Fed Cal FFV	A/T (4-speed)	05134993AB	R5134993AB
	RS Body 3.3L Fed NLEV	A/T (4-speed)	05135000AA	R5135000AA
	RS Body 3.3L Fed FFV	A/T (4-Speed)	05134993AB	R5134993AB
	RS Body 3.3L SFI BUX Mex	A/T	04727407AK	R4727407AK
	RS Body 3.8L AWD Fed Can	A/T	04727405AF	R4727405AF
	RS Body 3.8L AWD Fed/Can NLEV	A/T	05093627AA	R5093627AA
	RS Body 3.8L FWD 50 State FFV	A/T (4-speed)	05134531AA	R5134531AA
	RS Body 3.8L AWD 50 State Fed FFV	A/T (4-speed)	05134532AA	R5134532AA
	RS Body 3.8L Fed Can FWD NLEV	A/T	05093626AA	R5093626AA
RS Body 3.8L SFI FWD BUX Mex	A/T	04727404AK	R4727404AK	
2000	NS Body 2.4L Fed, Can	A/T	04727274AC	R4727274AC
	NS Body 2.4L Cal, LEV	A/T	04727275AB	R4727275AB
	NS Body 3.0L Cal	A/T	04727256AC	R4727256AC
	NS Body 3.0L Fed, Can	A/T	04727276AD	R4727276AD
	NS Body 3.3L Fed, Can	A/T	04727278AC	R4727278AC
	NS Body 3.3L Cal, LEV	A/T	04727279AB	R4727279AB
	NS Body 3.8L Fed, Can	A/T	04727282AB	R4727282AB
	NS Body 3.8L Cal, LEV	A/T	04727283AB	R4727283AB
	NS Body 3.3L Fed, FFV	A/T	04727280AB	R4727280AB
1999	NS Body 2.4L Cal, LEV	A/T	04748243AE	R4748243AE
	NS Body 2.4L Fed, Can	A/T	04748242AE	R4748242AE
	NS Body 3.0L Fed, Can	A/T	04727255AC	R4727255AC

SINGLE BOARD ENGINE CONTROLLERS (SBECEIII)

(CONTINUED)

MINIVANS (CONT.)

MODEL YEAR	APPLICATION	TRANS.	O.E. PART NO.	REMAN PART NO.
1999 (cont.)	NS Body 3.3L Fed, FFV, Ethanol	A/T	04727246AE	R4727246AE
	NS Body 3.3L Fed, Can	A/T	04727244AE	R4727244AE
	NS Body 3.3L Can LEV	A/T	04727245AE	R4727245AE
	NS Body 3.8L Fed, Can	A/T	04727247AE	R4727247AE
	NS Body 3.8L FWD Cal TLEV	A/T (4-speed)	04748162AA	R4748162AA
	NS Body 3.8L Can, LEV	A/T	04727248AE	R4727248AE
1999-1998	NS Body 3.0L Fed, Can	A/T	04727232AD	R4727232AD
1998	GS Body 2.0L SOHC, BUX	M/T (5-speed)	04727157AL	R4727157AL
	GS Body 2.4L BUX	M/T (5-speed)	04727196AJ	R4727196AJ
	GS Body 2.4L BUX	M/T (5-speed)	04727231AK	R4727231AK
	GS Body 2.4L DOHC BUX	M/T (5-speed)	04748224	R4748224
	GS Body 3.3L BUX	A/T (4EATX)	04727158AJ	R4727158AJ
	GS Body 3.8L BUX GCC (Leaded)	A/T (4EATX)	04727195AJ	R4727195AJ
	NS Body 2.4L Cal	A/T (3ATX/4EATX)	04727251AH	R4727251AH
	NS Body 2.4L Fed, Can TLEV	A/T (3ATX/4EATX)	04727151AK	R4727151AK
	NS Body 3.3L Cal (LEV)	A/T (4EATX)	04727154AK	R4727154AK
	NS Body 3.3L Fed FFV (Ethanol)	A/T (4EATX)	04727192AJ	R4727192AJ
	NS Body 3.3L Fed, Can	A/T (4EATX)	04727153AJ	R4727153AJ
	NS Body 3.3L FWD BUX, Mex	A/T (4EATX)	04748161AB	R4748161AB
	NS Body 3.8L 4EATX, BUX, Mex	A/T (4EATX)	04748160AB	R4748160AB
	NS Body 3.8L AWD Cal	A/T (EATX)	04727250AH	R4727250AH
	NS Body 3.8L AWD Fed, Can	A/T (4EATX)	04727156AJ	R4727156AJ
	NS Body 3.8L FWD Cal (TLEV)	A/T (4EATX)	04748229AK	R4748229AK
	NS Body 3.8L FWD Fed, Can	A/T (4EATX)	04727155AJ	R4727155AJ
1996	GS Body 3.3L MPI BUX	A/T	04748225	R4748225

VIPER/TRUCK/JEEP® ENGINE CONTROLLERS (JTEC)

PRODUCT FEATURES:

- Engine controller for Jeep® vehicles, Truck and Viper
- Contains OBDII emissions diagnostic system
- Reflash capability for easy software upgrades using DRBIII
- Each unit is tested to meet O.E. specifications using the same series of tests as new parts
- Faulty components are replaced with new
- Unit fully resealed



VIPER

MODEL YEAR	APPLICATION	TRANS.	O.E. PART NO.	REMAN PART NO.
1998	SR Body 8.0L 50 State	M/T	04854704AD	R4854704AD
1997	SR Body 8.0L 50 State	M/T	04848702AG	R4848702AG
1996	SR Body 8.0L 50 State	All	05012515	R50102515

TRUCKS

MODEL YEAR	APPLICATION	TRANS.	O.E. PART NO.	REMAN PART NO.
2002	AB Body 3.9L (Fed w/o OBD II) BUX CCD	A/T (3-speed)	56029530AC	R6029530AC
	AB Body 3.9L 2500 50 State CCD	A/T (3-speed)	56029330AD	R6029330AD
	AB Body 3.9L 50 State 1500 TIER 1 CCD	A/T (3-speed)	56040321AE	R6040321AE
	AB Body 5.2L 50 State TIER 1 CCD	A/T (4-speed)	56040322AD	R6040322AD
	AB Body 5.2L (Fed w/o OBD II) BUX CCD	A/T (4-speed)	56029531AC	R6029531AC
	AB Body 5.9L Cal ULEV CCD	A/T (4-speed)	56040326AD	R6040326AD
	AB Body 5.9L Fed TIER 1 CCD	A/T (4-speed)	56040325AD	R6040325AD
	AN Body 2.5L 50 State TLEV J1850	M/T	56040298AD	R6040298AD
	AN Body 3.9L Fed TIER 1 J1850 w/o PSS	A/T (4-speed)	56029355AG	R6029355AG
	AN Body 3.9L (Fed w/o OBD II) BUX J1850	A/T (4-speed)	56028671AC	R6028671AC
	AN, AN84 Bodies 3.9L 50 State J1850	M/T	56040301AD	R6040301AD
	AN, AN84 Bodies 3.9L 50 State J1850 w/out PSS	A/T (4-speed)	56040302AG	R6040302AG
	AN84 Body 3.9L Fed TIER 1 J1850 w/ PSS	A/T (4-speed)	05170933AA	R5170933AA
	AN84 Body 3.9L Fed TIER 1 J1850 w/ PSS	M/T	56029354AD	R6029354AD
	AN84 BODY 3.9L FED w/o OBD II BUX	A/T (4-speed)	56040306AC	R6040306AC
	BE, BR Bodies 5.9L Fed TIER 1 CCD	M/T	56040214AC	R6040214AC
	BE, BR, BT Bodies 5.9L (Fed w/o OBD II) BUX CCD	M/T	56040215AC	R6040215AC
	BR, BE Bodies 5.9L Cal 2500 ULEV CCD	A/T (4-speed)	56040206AC	R6040206AC
	BR, BE Bodies 5.9L Fed 2500 Cal 3500 TIER 1 CCD	A/T (4-speed)	56040205AC	R6040205AC
	BR, BE Bodies 5.9L Fed HD	A/T (4-speed)	56028728AB	R6028728AB
	BR, BE Bodies 5.9L Fed HD	M/T	56028726AB	R6028726AB
	DN Body 5.9L (Fed w/o OBD II) BUX J1850	A/T (4-speed)	56028679AB	R6028679AB
	DN Body 5.9L Cal ULEV J1850	A/T (4-speed)	56040331AC	R6040331AC
	DN Body 5.9L Fed TIER 1 J1850	A/T (4-speed)	56040330AC	R6040330AC
	DR BODY 5.9L FED w/o OBD II	A/T (4-speed)	56028416AE	R6028416AE

VIPER/TRUCK/JEEP® ENGINE CONTROLLERS (JTEC)

(CONTINUED)

TRUCKS (CONT.)

MODEL YEAR	APPLICATION	TRANS.	O.E. PART NO.	REMAN PART NO.
2002 (cont.)	DR Body 5.9L Fed TIER 1 J1850	A/T (4-speed)	56028410AG	R6028410AG
	DR Body 5.9L Cal ULEV J1850	A/T (4-speed)	56028414AG	R6028414AG
2002-2001	BT Body 5.9L REG. HD CCD	M/T	05032205AD	R5032205AD
	BT Body 5.9L REG.LD CCD	M/T	05032206AD	R5032206AD
	BT, BW Bodies 5.2L REG. CCD	M/T	05032202AC	R5032202AC
	BT, BW, BX Bodies 5.9L REG. LD CCD	A/T (4-speed)	05032204AC	R5032204AC
2001	AN BODY 3.9L BUX	A/T (4-speed)	56029252AC	R6029252AC
	AN Body 3.9L R1 Mercosul J1850	A/T	53015772AA	R3015772AA
	AN, R1 Bodies 5.2L Mercosul 4x2 J1850	A/T	53045773AA	R3015773AA
	BE, BR Bodies 5.9L Diesel	All	05018488AA	R5018488AA
	R1 Body 5.2L BUX Mercosul	A/T	53015617AC	R3015617AC
2001-2000	BR, BE Bodies 3.9L 50 State	M/T (5-speed)	56028514AD	R6028514AD
	BR, BE Bodies 3.9L 50 State	A/T (4-speed)	56028516AD	R6028516AD
	BR, BE Bodies 5.2L 50 State	M/T (5-speed)	56028543AD	R6028543AD
	BR, BE Bodies 5.2L Fed	A/T (4-speed)	56028544AD	R6028544AD
	BR, BE Bodies 5.2L Cal	A/T (4-speed)	56028545AD	R6028545AD
	BR, BE Bodies 5.9L 50 State	M/T (5-speed)	56028547AD	R6028547AD
	BR, BE Bodies 5.9L GCC	A/T (4-speed)	56040413AD	R6040413AD
	BR, BE Bodies 5.9L GCC	M/T	56040402AD	R6040402AD
2000	AB Body 3.9L Fed w/o OBDII - Mex	A/T (3-speed)	56028481AA	R6028481AA
	AB Body 3.9L Fed	A/T (3-speed)	56040346AF	R6040346AF
	AB Body 3.9L Cal	A/T (3-speed)	56040347AG	R6040347AG
	AB Body 5.2L Fed	A/T (4-speed)	56040389AF	R6040389AF
	AB Body 5.2L Cal	A/T (4-speed)	56040391AG	R6040391AG
	AB Body 5.2L Fed w/o OBD II - Mex	A/T (4-speed)	56028482AA	R6028482AA
	AB Body 5.9L Fed	A/T (4-speed)	56040403AF	R6040403AF
	AB Body 5.9L Cal	A/T (4-speed)	56040404AG	R6040404AG
	AB Body 5.9L Fed w/o OBD II - Mex	A/T (4-speed)	56028484AA	R6028484AA
	AN Body 2.5L Fed	M/T (5-speed)	56040339AF	R6040339AF
	AN Body 2.5L Cal	M/T (5-speed)	56040340AF	R6040340AF
	AN Body 2.5L GCC	M/T (5-speed)	56040341AC	R6040341AC
	AN Body 3.9L 50 State/Can	A/T (4-speed)	56040348AG	R6040348AG
	AN Body 3.9L 50 State/Can	M/T (5-speed)	56040344AG	R6040344AG
	AN Body 3.9L GCC	M/T (5-speed)	56040345AC	R6040345AC
	BR Body 3.9L Fed	M/T	56040342AF	R6040342AF
	BR Body 3.9L Fed	A/T (4-speed)	56040352AG	R6040352AG
	BR Body 3.9L Cal	A/T (4-speed)	56040350AG	R6040350AG
	BR, BE Bodies 5.2L Fed	M/T (5-speed)	56040366AG	R6040366AG
	BR, BE Bodies 5.2L Cal	M/T (5-speed)	56040367AG	R6040367AG
	BR, BE Bodies 5.2L Fed	A/T (4-speed)	56040368AH	R6040368AH
	BR, BE Bodies 5.2L Cal Lev	A/T (4-speed)	56040369AF	R6040369AF
	BR, BE Bodies 5.9L Fed	M/T (5-speed)	56040399AF	R6040399AF
	BR, BE Bodies 5.9L Cal (except 1500BR & 1500BE w/ club/ quad cab & short wheelbase)	A/T (4-speed)	05083980AA	R5083980AA
	BR, BE Bodies 5.9L Fed	A/T (4-speed)	56040410AG	R6040410AG
	BR, BE Bodies 5.9L Cal Lev	A/T (4-speed)	56040411AF	R6040411AF

VIPER/TRUCK/JEEP® ENGINE CONTROLLERS (JTEC)

(CONTINUED)

TRUCKS (CONT.)

MODEL YEAR	APPLICATION	TRANS.	O.E. PART NO.	REMAN PART NO.
2000 (cont.)	BT Body 3.9L Regulated	M/T	05032100AB	R5032100AB
	BT Body 3.9L Regulated	A/T (4-speed)	05032101AB	R5032101AB
	BT Body 5.2L Regulated	M/T	05032102AD	R5032102AD
	BT Body 5.2L Regulated	A/T (4-speed)	05032103AC	R5032103AC
	BT Body 5.9L Regulated LD	A/T (4-speed)	05032104AB	R5032104AB
	BT Body 5.9L Regulated LD	M/T	05032106AB	R5032106AB
	BT Body 5.9L Regulated HD	M/T	05032105AB	R5032105AB
	DN Body 5.2L Fed 4x2 w/o OBD II - Mex	A/T (4-speed)	56028488AA	R6028488AA
	DN Body 5.9L R/T Fed Premium	A/T (4-speed)	56028468AB	R6028468AB
	DN Body 5.9L R/T Cal LEV Premium	A/T (4-speed)	56028470AB	R6028470AB
	DN Body 5.9L Fed w/o OBD II - Mex	A/T (4-speed)	56028486AA	R6028486AA
	DN Body 5.9L Fed	A/T (4-speed)	56040407AF	R6040407AF
	DN Body 5.9L Cal Lev	A/T (4-speed)	56040408AG	R6040408AG
	DN Body 5.9L GCC	A/T (4-speed)	56040409AC	R6040409AC
	R1 Body 2.5L Mercosul	M/T	53015342AB	R3015342AB
	R1 BodY 3.9L Mercosul	M/T	53015335AC	R3015335AC
1999	AB Body 3.9L Fed	A/T (3-speed)	56040033AG	R6040033AG
	AB Body 3.9L Cal	A/T (3-speed)	56040036AG	R6040036AG
	AB Body 5.2L Fed	A/T (4-speed)	56040115AI	R6040115AI
	AB Body 5.2L Cal	A/T (4-speed)	56040116AI	R6040116AI
	AB Body 5.9L Fed	A/T (4-speed)	56040143AH	R6040143AH
	AB Body 5.9L Cal Lev	A/T (4-speed)	56040144AH	R6040144AH
	AN Body 3.9L Fed	M/T (5-speed)	56040030AG	R6040030AG
	AN Body 3.9L Cal	M/T (5-speed)	56040031AH	R6040031AH
	AN Body 3.9L Fed	A/T (4-speed)	56040037AG	R6040037AG
	AN Body 3.9L Cal	A/T (4-speed)	56040045AH	R6040045AH
	AN Body 5.2L Fed	M/T	56040064AG	R6040064AG
	BE Body 5.9L Cal (1500 Club Cab or Quad Cab w/short wheel base only)	A/T (4-speed)	56040151AK	R6040151AK
	BR, BE Bodies 3.9L Fed	M/T (5-speed)	56040028AG	R6040028AG
	BR, BE Bodies 3.9L Fed	A/T (4-speed)	56040060AG	R6040060AG
	BR, BE Bodies 3.9L Cal	A/T (4-speed)	56040061AH	R6040061AH
	BR, BE Bodies 5.2L Fed	M/T (5-speed)	56040081AG	R6040081AG
	BR, BE Bodies 5.2L Cal	M/T (5-speed)	56040082AH	R6040082AH
	BR, BE Bodies 5.2L Fed	A/T (4-speed)	56040111AG	R6040111AG
	BR, BE Bodies 5.2L Cal Lev	A/T (4-speed)	56040114AI	R6040114AI
	BR, BE Bodies 5.9L Fed	M/T (5-speed)	56040137AG	R6040137AG
	BR, BE Bodies 5.9L Cal	M/T (5-speed)	56040140AJ	R6040140AJ
	BR, BE Bodies 5.9L GCC/non reg.	M/T (5-speed)	56040142AF	R6040142AF
	BR, BE Bodies 5.9L GCC /non reg.	A/T (4-speed)	56040153AF	R6040153AF
	BR, BE Bodies 5.9L Fed	A/T (4-speed)	56040150AG	R6040150AG
	BR Body 5.9L Cal (1500 only)	A/T (4-speed)	56040151AK	R6040151AK
	BT Body 3.9L Regulated	M/T	04899230AE	R4899230AE
	BT Body 3.9L Regulated	A/T (4-speed)	04899231AE	R4899231AE
	BT Body 5.2L Regulated	M/T	04853232AE	R4853232AE
	BT Body 5.2L Regulated	A/T (4-speed)	04899233AE	R4899233AE

VIPER/TRUCK/JEEP® ENGINE CONTROLLERS (JTEC)

(CONTINUED)

TRUCKS (CONT.)

MODEL YEAR	APPLICATION	TRANS.	O.E. PART NO.	REMAN PART NO.
1999 (cont.)	BT Body 5.9L Regulated LD	A/T (4-speed)	04853234AF	R4853234AF
	BT Body 5.9L Regulated HD	M/T	04853235AF	R4853235AF
	DN Body 5.2L 4X2 Fed	A/T (4-speed)	56040102AH	R6040102AH
	DN Body 5.2L 4X4 Fed	A/T (4-speed)	56040106AH	R6040106AH
	DN Body 5.9L Fed	A/T (4-speed)	56040147AG	R6040147AG
	DN Body 5.9L Cal Lev	A/T (4-speed)	56040148AH	R6040148AH
	DN Body 5.9L GCC	A/T (4-speed)	56040149AF	R6040149AF
	R1 Body 3.5L Mercosul	M/T	53015326AB	R3015326AB
	R1 Body 3.5L Mercosul	M/T	53015427AC	R3015327AC
R1 Body 3.9L Mercosul	A/T	53015616AB	R3015616AB	
1998	AB Body 3.9L Cal	A/T (3-speed)	56046310AG	R6046310AG
	AB Body 3.9L Fed	A/T (3-speed)	56046311AG	R6046311AG
	AB Body 5.2L Cal	A/T (4-speed)	56046312AH	R6046312AH
	AB Body 5.2L Fed	A/T (4-speed)	56046313AH	R6046313AH
	AB Body 5.9L Cal	A/T (4-speed)	56046317AH	R6046317AH
	AB Body 5.9L Fed	A/T (4-speed)	56046318AG	R6046318AG
	AN Body 2.5L Cal	M/T	56046319AF	R6046319AF
	AN Body 2.5L Fed	M/T	56046320AF	R6046320AF
	AN Body 3.9L Cal	A/T (4-speed)	56046321AG	R6046321AG
	AN Body 3.9L Cal	M/T	56046322AG	R6046322AG
	AN Body 3.9L Fed	A/T (4-speed)	56046323AG	R6046323AG
	AN Body 3.9L Fed	M/T	56046324AG	R6046324AG
	AN Body 3.9L GCC	A/T (4-speed)	56046325AD	R6046325AD
	AN Body 5.2L Fed	M/T	56046332AG	R6046332AG
	AN Body 5.2L Cal	A/T	56046327AH	R6046327AH
	AN Body 5.2L 4x4 Cal	A/T (4-speed)	56046328AH	R6046328AH
	AN Body 5.2L 4x2 Fed	A/T (4-speed)	56046330AH	R6046330AH
	AN Body 5.2L 4x4 Fed	A/T (4-speed)	56046331AH	R6046331AH
	AN Body 5.9L 4x2 R/T Fed	A/T (4-speed)	56046335AF	R6046335AF
	AN Body 5.9L Cal	A/T	56046333AF	R6046333AF
	BR Body 3.9L Cal	A/T (4-speed)	56046337AG	R6046337AG
	BR Body 3.9L Fed	A/T (4-speed)	56046339AG	R6046339AG
	BR Body 3.9L Fed	M/T	56046340AH	R6046340AH
	BE, BR Bodies 5.2L Cal	A/T (4-speed)	56046341AG	R6046341AG
	BE, BR Bodies 5.2L Fed	A/T (4-speed)	56046343AG	R6046343AG
	BE, BR Bodies 5.2L Fed	M/T	56046344AG	R6046344AG
	BE, BR Bodies 5.9L Cal	A/T (4-speed)	56046345AG	R6046345AG
	BE, BR Bodies 5.9L Fed	A/T (4-speed)	56046347AG	R6046347AG
	BE, BR Bodies 5.9L Fed HD	A/T (4-speed)	56046349AF	R6046349AF
	BE, BR Bodies 5.9L Fed HD	M/T	56046350AF	R6046350AF
	BE, BR Bodies 5.9L GCC HD	A/T (4-speed)	56046351AE	R6046351AE
	BE, BR Bodies 5.9L Cal, Encore Diesel	A/T (4-speed)	56046353AE	R6046353AE
	BE, BR Bodies 5.9L Fed, Encore Diesel	A/T (4-speed)	56046355AE	R6046355AE
	BE, BR Bodies 5.9L Fed, Encore Diesel	M/T	56046356AE	R6046356AE
BE, BR Bodies 8.0L Cal MD	A/T (4-speed)	56046357AF	R6046357AF	
BE, BR Bodies 8.0L Cal, MD	M/T	56046358AG	R6046358AG	

VIPER/TRUCK/JEEP® ENGINE CONTROLLERS (JTEC)

(CONTINUED)

TRUCKS (CONT.)

MODEL YEAR	APPLICATION	TRANS.	O.E. PART NO.	REMAN PART NO.
1998 (cont.)	BE, BR Bodies 8.0L Fed	M/T	56046360AF	R6046360AF
	BE, BR Bodies 8.0L Fed HD	A/T (4-speed)	56046359AF	R6046359AF
	BT Body 3.9L Fed	A/T (4-speed)	04852302AD	R4852302AD
	BT Body 3.9L Regulated	M/T	04853301AD	R4853301AD
	BT Body 5.2L Fed	A/T (4-speed)	04852304AE	R4852304AE
	BT Body 5.2L Regulated	M/T	04852303AE	R4852303AE
	BT Body 5.9L Regulated LD	A/T (4-speed)	04852305AD	R4852305AD
	BT Body 5.9L Regulated HD	M/T	04852306AD	R4852306AD
	DN Body 5.2L Cal	A/T (4-speed)	56046363AJ	R6046363AJ
	DN Body 5.2L Fed	A/T (4-speed)	56046364AI	R6046364AI
	DN Body 5.9L Fed	A/T (4-speed)	56046366AJ	R6046366AJ
	R1 Body 2.5L Mercosul	M/T	56040999AB	R6040999AB
R1 Body 3.9L Mercosul	M/T	56040998AC	R6040998AC	
1997	AB Body 3.9L	A/T (3-speed)	05278317AB	R5278317AB
	AB Body 5.2L	A/T (4-speed)	05278324AB	R5278324AB
	AB Body 5.2L	A/T (3-speed)	05278326AB	R5278326AB
	AB Body 5.9L	A/T (4-speed)	05278332AB	R5278332AB
	AN Body 2.5L	M/T	05278312AB	R5278312AB
	AN Body 3.9L	M/T	05278313AB	R5278313AB
	AN Body 3.9L	A/T (4-speed)	05278315AB	R5278315AB
	AN Body 5.2L	M/T	05278321AB	R5278321AB
	AN Body 5.2L 4x2	A/T (4-speed)	05278322AB	R5278322AB
	AN Body 5.2L 4x4	A/T (4-speed)	05278323AB	R5278323AB
	BR Body 3.9L Fed	M/T	05278318AB	R5278318AB
	BR Body 3.9L Cal	M/T	05278319AB	R5278319AB
	BR Body 3.9L	A/T (4-speed)	05278320AB	R5278320AB
	BR Body 5.2L Fed	M/T	05278329AB	R5278329AB
	BR Body 5.2L	A/T (4-speed)	05278331AC	R5278331AC
	BR Body 5.2L Cal	M/T	05278330AB	R5278330AB
	BR Body 5.9L	A/T (4-speed)	05278334AB	R5278334AB
	BR Body 5.9L Fed, Cal	M/T	05278333AB	R5278333AB
	BR Body 5.9L Fed HD	M/T	05278335AC	R5278335AC
	BR Body 5.9L Fed Diesel	M/T	05012992AB	R5012992AB
	BR Body 5.9L Fed Diesel	A/T (4-speed)	05012993AB	R5012993AB
	BR Body 5.9L Cal Diesel (97.5 MY)	A/T (4-speed)	05012994AB	R5012994AB
	BR Body 5.9L Cal (97.5 MY)	M/T	05278339AB	R5278339AB
	BR Body 5.9L Cal Diesel (97 MY)	M/T	05278340AB	R5278340AB
	BR Body 5.9L Cal Diesel (97 MY)	A/T (4-speed)	05278341AB	R5278341AB
	BR Body 5.9L Fed HD	A/T (4-speed)	05278336AC	R5278336AC
	BR Body 8.0L Fed HD	A/T (4-speed)	05278344AB	R5278344AB
	BR Body 8.0L Cal	A/T	05072761AA	R5072761AA
	BR, BE Bodies 5.9L Eclipse Diesel Fed	A/T (4-speed)	56040034AC	R6040034AC
	BR, BE Bodies 5.9L Eclipse Diesel Cal	A/T (4-speed)	56040035AE	R6040035AE
	BR, BE Bodies 5.9L Eclipse Diesel Cal	M/T	56040138AE	R6040138AE
	BR, BE Bodies 5.9L Eclipse Diesel Fed	M/T	56040139AC	R6040139AC
BR Body 5.9L HD GCC & Non-Regulated	A/T (4-speed)	05278337AB	R5278337AB	

VIPER/TRUCK/JEEP® ENGINE CONTROLLERS (JTEC)

(CONTINUED)

TRUCKS (CONT.)

MODEL YEAR	APPLICATION	TRANS.	O.E. PART NO.	REMAN PART NO.
1997 (cont.)	BT Body 3.9L Unleaded	M/T	04852981AA	R4852981AA
	BT Body 3.9L Fed	A/T	04852982AA	R4852982AA
	BT Body 5.2L Regulated	M/T	04852983AA	R4852983AA
	BT Body 5.9L Regulated	A/T (4-speed)	04852988AA	R4852988AA
	BT Body 5.9L Regulated HD	M/T	04852989AA	R4852989AA
1996	AB Body 3.9L 50 State	A/T (3-speed)	04886903	R4886903
	AB Body 5.2L	A/T (4-speed)	04886909	R4886909
	AB Body 5.2L	A/T (3-speed)	04886910	R4886910
	AB Body 5.9L	A/T (4-speed)	04886916	R4886916
	AN Body 2.5L 50 State	M/T	04886899	R4886899
	AN Body 3.9L 50 State	M/T	04886900	R4886900
	AN Body 3.9L 50 State	A/T (4-speed)	04886902	R4886902
	AN Body 5.2L	M/T	04886906	R4886906
	AN Body 5.2L 4x2	A/T (4-speed)	04886907	R4886907
	AN Body 5.2L 4x4	A/T (4-speed)	04886908	R4886908
	BR Body 3.9L	M/T	04886904	R4886904
	BR Body 3.9L	A/T (4-speed)	04886905	R4886905
	BR Body 5.2L	A/T (4-speed)	04886914	R4886914
	BR Body 5.9L Fed	M/T	04886917	R4886917
	BR Body 5.9L	A/T (4-speed)	04886919	R4886919
	BR Body 5.9L Fed HD	M/T	04886920	R4886920
	BR Body 5.9L Fed HD	A/T (4-speed)	04886921	R4886921
	BR Body 5.9L Fed Diesel	A/T (4-speed)	04886926	R4886926
	BR Body 5.9L Cal Diesel	A/T (4-speed)	04886927	R4886927
	BR Body 5.9L Fed Diesel	M/T	04886928	R4886928
	BR Body 5.9L Cal Diesel	M/T	04886929	R4886929
	BR Body 5.9L HD GCC	A/T (4-speed)	04886925	R4886925
	BR Body 8.0L Fed	A/T (4-speed)	04886932	R4886932
	BR Body 8.0L Fed	M/T	04886930	R4886930
	BR Body 8.0L Cal	A/T)	04886933	R4886933
	BT Body 3.9L	M/T	04853971	R4853971
	BT Body 3.9L Mex	A/T (3-speed)	04853972	R4853972
BT Body 5.2L	A/T (4-speed)	04853978	R4853978	

JEEP®

MODEL YEAR	APPLICATION	TRANS.	O.E. PART NO.	REMAN PART NO.
1998	TJ Body 2.5L Fed	M/T	56041618AF	R6041618AF
	TJ Body 2.5L Fed	A/T (3-speed)	56041621AF	R6041621AF
	TJ Body 2.5L Cal	M/T	56041622AF	R6041622AF
	TJ Body 2.5L Cal	A/T (3-speed)	56041614AF	R6041614AF
	TJ Body 4.0L Fed	M/T	56041617AF	R6041617AF
	TJ Body 4.0L Cal	A/T (3-speed)	56041623AF	R6041623AF
	TJ Body 4.0L Cal	M/T	56041624AF	R6041624AF

VIPER/TRUCK/JEEP® ENGINE CONTROLLERS (JTEC)

(CONTINUED)

JEEP (CONT.)

MODEL YEAR	APPLICATION	TRANS.	O.E. PART NO.	REMAN PART NO.
1998 (cont.)	TJ Body 4.0L ECE	M/T	56041625AF	R6041625AF
	TJ Body 4.0L Fed	A/T (3-speed)	56041627AF	R6041627AF
	TJ Body 4.0L ECE	A/T (3-speed)	56041628AF	R6041628AF
	XJ Body 2.5L BUX	M/T	56041528AF	R6041528AF
	XJ Body 4.0L Fed	M/T	56041531AF	R6041531AF
	XJ Body 4.0L Cal	M/T	56041532AF	R6041532AF
	XJ Body 4.0L Fed	A/T (4-speed)	56041534AH	R6041534AH
	XJ Body 4.0L ECE	A/T (4-speed)	56041535AF	R6041535AF
	XJ Body 4.0L BUX	A/T (4-speed)	56041536AF	R6041536AF
	XJ Body 4.0L Cal	A/T (4-speed)	56041537AH	R6041537AH
	XJ Body 2.5L ECE	M/T	56041527AF	R6041527AF
	XJ, X1 Body 2.5L EUROII	M/T	05010392AB	R5010392AB
	XJ,X1 Body 4.0L ECE	M/T	56041544AF	R6041544AF
	ZG, Z1 Bodies 4.0L ECE	A/T (4-speed)	56041520AE	R6041520AE
	ZG Body 5.2L BUX	A/T (4-speed)	56041523AE	R6041523AE
	ZG Body 5.9L ECE	A/T (4-speed)	56041539AG	R6041539AG
	ZJ Body 4.0L Fed	A/T (4-speed)	56041576AB	R6041576AB
	ZJ Body 4.0L Cal	A/T (4-speed)	56041580AA	R6041580AA
	ZJ Body 5.2L Fed 4WD	A/T (4-speed)	56041515AE	R6041515AE
	ZJ Body 5.2L Fed	A/T	56041516AE	R6041516AE
	ZJ Body 5.2L Cal 4WD	A/T (4-speed)	56041517AE	R6041517AE
	ZJ Body 5.9L Fed	A/T (4-speed)	56041519AG	R6041519AG
	ZJ Body 5.9L, Cal, Prem fuel	A/T (4-speed)	56041538AG	R6041538AG
	1997	TJ Body 2.5L 50 State	M/T	05010404AB
TJ Body 2.5L ECE		M/T	05010405AB	R5010405AB
TJ Body 2.5L 50 State		A/T (3-speed)	05010407AB	R5010407AB
TJ Body 2.5L 50 State w/ Pwr Str (early build)		M/T	04886886	R4886886
TJ Body 2.5L ECE (early build)		M/T	04886888	R4886888
TJ Body 2.5L BUX (early build)		M/T	04886889	R4886889
TJ Body 2.5L 50 State w/ Pwr Str (early build)		A/T (3-speed)	04886890	R4886890
TJ Body 4.0L 50 State		M/T	05010410AB	R5010410AB
TJ Body 4.0L 50 State		A/T (3-speed)	05010413AB	R5010413AB
TJ Body 4.0L 50 State (early build)		M/T	04886893	R4886893
TJ Body 4.0L 50 State (early build)		A/T (3-speed)	04886896	R4886896
TJ Body 4.0L ECE		A/T	05010414AB	R5010414AB
TJ Body 4.0L BUX		M/T	05010412AB	R5010412AB
TJ Body 2.5L 50 State w/o Pwr Str V-2 (early build)		M/T	04886887	R4886887
XJ Body 2.5L BUX		M/T	05010393AB	R5010393AB
XJ Body 2.5L 50 State		M/T	05010391AB	R5010391AB
XJ Body 4.0L 50 State		M/T	05010397AB	R5010397AB
XJ Body 4.0L BUX		M/T	05010399AB	R5010399AB
XJ Body 4.0L 50 State (except Cal 4.0L 4WD)		A/T (4-speed)	05010400AB	R5010400AB
XJ Body 4.0L ECE		A/T (4-speed)	05010401AB	R5010401AB
XJ Body 4.0L BUX		A/T (4-speed)	05010402AB	R5010402AB
XJ Body 4.0L Cal 4WD, Police (Combined w/ 50 State in Cal)		A/T (4-speed)	05010403AB	R5010403AB

VIPER/TRUCK/JEEP® ENGINE CONTROLLERS (JTEC)

(CONTINUED)

JEEP (CONT.)

MODEL YEAR	APPLICATION	TRANS.	O.E. PART NO.	REMAN PART NO.
1997 (cont.)	Z1 Body 5.2L Mercosur	A/T (4-speed)	05010389AB	R5010389AD
	Z1, ZG Body 4.0L ECE	A/T (4-speed)	05010382AB	R5010382AB
	Z1, ZG Body 4.0L BUX	A/T (4-speed)	05010383AB	R5010383AB
	Z1, ZG Body 5.2L BUX	A/T (4-speed)	05010390AB	R5010390AB
	ZJ Body 4.0L Fed	A/T (4-speed)	05010380AB	R5010380AB
	ZJ Body 4.0L Cal	A/T (4-speed)	05010381AB	R5010381AB
	ZJ Body 5.2L Fed	A/T	05010386AB	R5010386AB
	ZJ Body 5.2L Fed 4WD	A/T (4-speed)	05010384AB	R5010384AB
	ZJ Body 5.2L Cal	A/T	05010387AB	R5010387AB
	ZJ Body 5.2L Cal 4WD	A/T (4-speed)	05010385AB	R5010385AB
	ZJ Body 5.2L ECE	A/T	05010388AB	R5010388AB
1996	X2 Body 2.5L CKD (China, 97 MY)	M/T	04886957	R4886957
	XJ Body 2.5L 50 State	M/T	04886954	R4886954
	XJ Body 2.5L ECE, XDN Pkg, Unleaded	M/T	04886955	R4886955
	XJ Body 4.0L 50 State	A/T (4-speed)	04886961	R4886961
	XJ Body 4.0L BUX, XDN Pkg, Leaded	M/T	04886960	R4886960
	ZG Body 5.2L ECE	A/T (4-speed)	04886951	R4886951
	XJ Body 4.0L ECE, XDN Pkg Unleaded	A/T (4-speed)	04886962	R4886962
	ZG Body 4.0L ECE	A/T (4-speed)	04886946	R4886946
	ZG Body 4.0L BUX	A/T (4-speed)	04886948	R4886948
	ZG Body 5.2L BUX	A/T (4-speed)	04886953	R4886953
	ZJ Body 4.0L 50 State	A/T (4-speed)	04886945	R4886945
	ZJ Body 5.2L 50 State	A/T (4-speed)	04886949	R4886949
	ZJ Body 5.2L 50 State (Stricter EVAP)	A/T (4-speed)	04886950	R4886950

SINGLE MODULE ENGINE CONTROLLERS (SMEC)

PRODUCT FEATURES:

- Monitors all engine sensors
- Automatically adjusts various engine functions for top driving performance



PASSENGER CARS

MODEL YEAR	APPLICATION	TRANS.	O.E. PART NO.	REMAN PART NO.
1989	A, H, K, L Bodies 2.2L TBI, Fed	A/T	04557518	R4557518
	A Body 2.5L Turbo I w/CCD, Fed	A/T	05235285	R5235285
	A, G, H, J, K, P Bodies 2.5L, TBI, Fed	A/T	05234932	R5235275
	C Body 2.5L TBI w/CCD, Fed	A/T	05235277	R5235277
	C, G, H, J, P, K Bodies 2.5L Turbo I, Fed	A/T	05235283	R5235283
	All 2.5L Turbo I, Cal	A/T	05235299	R5235299
	All 2.5L TBI, Fed	M/T	05234940	R5234940
	All 2.5L TBI, Cal	A/T	05235279	R5235279
1988	All 2.2L TBI, Cal	A/T	05234186	R5234186
	All 2.2L Turbo I, Fed	M/T	05233244	R5233244
	All 2.2L Turbo I, Cal	A/T	05233252	R5233252
	All 2.5L TBI, Cal	A/T	05233274	R5233274
	All 2.5L TBI, Fed	M/T	05233268	R5233268
	All 3.0L MPI w/CCD, Cal	A/T	05234245	R5234245
	C Body 2.5L TBI Cal	A/T	05235281	R5235281
	C Body 3.0L, MPI w/CCD, Fed	A/T	05276442	R5276442
	E, H, K, L, P Bodies 2.2L, TBI, Fed	A/T	05234180	R5234180
	E, G, H, J, K, P Bodies 2.2L w/Turbo, Fed	A/T	05233242	R5233242
	E, G, H, J, K, P Bodies 2.5L TBI, Fed	A/T	05233686	R5233264

SINGLE MODULE ENGINE CONTROLLERS (SMEC)

(CONTINUED)

MINIVANS

MODEL YEAR	APPLICATION	TRANS.	O.E. PART NO.	REMAN PART NO.
1989	AS Body 2.5L, TBI, Fed	A/T	05234944	R5234659
	AS Body 2.5L, Turbo I, Fed	A/T	05234529/05235105	R5235139
	AS Body 3.0L, MPI w/CCD, Fed	A/T	04639386	R4773107
	AS Body 3.0L, MPI w/CCD, Cal	A/T	04773108	R4773108
1988	AS Body 2.5L, TBI	A/T	05233590	R5233220
	AS Body 2.5L TBI	M/T	05233222	R5233222
	AS Body 3.0L, MPI, Fed	A/T	05276435	R5276435
	AS Body 3.0L MPI, Cal	A/T	05234239	R5234239
1987	AS Body 3.0L MPI, Fed, Can, Cal	A/T	05276431	R5276431

TRUCKS

MODEL YEAR	APPLICATION	TRANS.	O.E. PART NO.	REMAN PART NO.
1989	AB, AD Bodies 5.2L, EFI, Fed	A/T (3-speed)	04379887	R4379887
	AB, AD Bodies 5.9L, EFI, LD, Cal	A/T	04557391	R4557391
	AB, AD Bodies 5.9L, EFI, LD, Cal	A/T	04557393	R4557393
	AN Body 2.5L, TBI, Fed	M/T	04379956	R4379956
	AN Body 3.9L, EFI, Fed	A/T	04379871	R4379871
1989-1988	AB, AD Bodies 3.9L EFI, Fed	A/T	04379863	R4379863
	AB, AD Bodies 5.2L EFI, Fed	A/T (4-speed)	04379889	R4379889
1988	AB, AD Bodies 3.9L, EFI, Fed, Can	A/T	04379929	R4379929
	AB, AD Bodies 5.2L, EFI, Fed, Can	A/T	04379542	R4379728
	AB, AD Bodies 5.2L EFI Fed, Can, Hi/Alt	A/T (A500)	04379666	R4379666
	AD Body 5.2L EFI, Fed, Can	M/T	04379730	R4379730
	AN Body 3.9L, EFI lo/wt Fed, Can, Cal	A/T	04379634	R4379581
	AN Body 3.9L EFI lo/wt, Fed, Can, Cal, Hi/Alt	A/T (A500)	04379585	R4379585
	AN Body 4-speed, Module Package, Fed	A/T	04443973	R4443973

ELECTRONIC ENGINE CONTROLLERS (FENIX)

PRODUCT FEATURES:

- Monitors all engine sensors
- Automatically adjusts various engine functions for top driving performance




JEEP®

MODEL YEAR	APPLICATION	TRANS.	O.E. PART NO.	REMAN PART NO.
1991-1988	Premier 3.0L 50 State	A/T	04728226	R4728226
1990	MJ, XJ Bodies 4.0L MPI Fed	A/T	53007842	JR007842
	MJ, XJ Bodies 4.0L MPI Fed	M/T	53007843	JR007843
1990-1989	MJ, XJ Bodies 4.0L MPI Fed	A/T	53005428/53006078	JR007842
	MJ, XJ Bodies 4.0L MPI Fed	M/T	53005429/53006077	JR007843
1990-1986	YJ Body 2.5L engine 50 State	M/T	53005023	JR005023
1988	MJ, XJ Bodies 4.0L MPI Fed	M/T	53007843	JR007843
1988-1987	XJ Body 4.0L MPI Fed	A/T	53007842	JR007842
1987-1986	MJ, XJ Bodies 2.5L 50 State	M/T	53004763	JR004763

LOGIC MODULES

PRODUCT FEATURES:

- Features self-diagnostics to test electrical input/output
- Monitor sensors to maintain maximum fuel efficiency



PASSENGER CARS

MODEL YEAR	APPLICATION	TRANS.	O.E. PART NO.	REMAN PART NO.
1987	All Bodies FWD 2.2L TBI, Cal	A/T	05234089	R5234089
	K, E, H, P Bodies 2.2L TBI, Fed, Can, Hi/Alt	A/T	05234085	R5234085
	K, E, H, G Bodies 2.5L TBI, Fed, Can, Cal, Hi/Alt	A/T	05234087	R5234087
1986	All Bodies FWD 2.2L Turbo, Fed, Can, Cal	A/T	05227933	R5227933
	All Bodies FWD 2.2L Turbo, Fed, Can, Cal	M/T	05227932	R5227932
	All Bodies FWD 2.5L TBI, Fed, Can, Hi/Alt	A/T	05227894	R5227894
	K, E, H, G Bodies 2.2L TBI, Fed, Can, Hi/Alt	A/T	05227893	R5227893
1985	All Bodies 2.2L TBI, Fed, Can, Hi/Alt	A/T	05227241	R5227241
	All Bodies 2.2L Turbo, 50 State, Can, Hi/Alt	M/T	05227243	R5227243
	All Bodies 2.2L Turbo, 50 State	A/T	05227935	R5227935
1984	All Bodies 2.2L Turbo	A/T & M/T	04798477	R4798477

POWER MODULES

PRODUCT FEATURES:

- Drive the ignition coil, fuel injectors and alternator field using high-powered circuits
- Isolate high-current devices to minimize electrical noise



PASSENGER CARS

MODEL YEAR	APPLICATION	O.E. PART NO.	REMAN PART NO.
1987-1985	K, E, G, J, H, P, L Bodies 2.2L, 2.5L TBI, Fed	05226765/05227694	R5227694
	K, E, G, J, H, P, L Bodies 2.2L, 2.5L Turbo, Fed	05226766/05227808	R5227808
1984-1983	K, E Bodies 2.2L TBI, Fed	05213581	R5213581
	K, E Bodies 2.2L Turbo, Fed	05226197	R5226197

SPARK CONTROL COMPUTERS (SCC)

PRODUCT FEATURES:

- Calculate optimal air/fuel mixture
- Provide variable advance curves
- Retard sensor timing for peak engine performance



PASSENGER CARS

MODEL YEAR	APPLICATION	TRANS.	O.E. PART NO.	REMAN PART NO.
1989-1986	All Bodies RWD 5.2L 2bbl	A/T	04379484	R4379484
1989-1985	All Bodies RWD 5.2L 2bbl, Fed	A/T & M/T	04289673	R4289813
	All Bodies RWD 5.2L 2bbl, Cal	A/T	04289913	R5279121
1988-1986	All Bodies RWD 5.2L 2bbl, Fed (FIELD FIX)	A/T	04379255	R4379255
1987-1986	L Body 2.2L 2bbl, Fed, Can, Cal, Hi/Alt	A/T	05227608	R5227718
1987-1985	B, D Bodies 5.2L 2bbl Cal, Hi/Alt	M/T	04443920	R4443920
1986-1985	All Bodies FWD 2.2L 2bbl, Cal	A/T	05226451	R5227709
1985	L Body 2.2L 2bbl, (T110), Fed, Cal, Hi/Alt	A/T	05226433	R5226433
1984	K, L Bodies 2.2L	A/T	05226502	R5226502
	All Bodies RWD 5.2L 2bbl	A/T & M/T	04289444	R5289444
1983	All Bodies FWD 2.2L, Fed, Cal	A/T & M/T	05213834/05213638	R5213856
	All Bodies RWD 3.7L 1bbl, Fed, Cal, D Body Cal only	A/T & M/T	04289058	R4289058
	All Bodies RWD 5.2L 2bbl, Fed, Cal, Hi/Alt	A/T & M/T	04289065	R4289065
	All Bodies RWD 5.2L 2bbl, Fed, Cal, Hi/Alt	A/T & M/T	04145980	R4289065
1983-1982	J, M, R Bodies 5.2L 2 & 4bbl	A/T	04289065	R4289065
1979	All Bodies RWD 5.2L 2 & 4bbl	M/T	04111692	R5211692
1978	All Bodies RWD 5.2L 2bbl, 5.9L 4bbl	A/T & M/T	04106086	R5206086
	All Bodies RWD 5.2L 4bbl	A/T	04106061	R5206061
	All Bodies RWD 5.9L 4bbl, 5.2L 2bbl	A/T & M/T	04106086	R5206086
	All Bodies RWD 440 4bbl	A/T	04106061	R5206061

SPARK CONTROL COMPUTERS (SCC)

(CONTINUED)

MINIVANS

MODEL YEAR	APPLICATION	TRANS.	O.E. PART NO.	REMAN PART NO.
1986	AS Body 2.2L 2bbl, Fed, Can	A/T	05227737	R5227737
1984	AS Body 2.2L 2bbl, Fed, Hi/Alt	A/T	05226372	R5226372

TRUCKS & VANS

MODEL YEAR	APPLICATION	TRANS.	O.E. PART NO.	REMAN PART NO.
1988-1987	AN Body 2.2L 4WD	M/T	04379273	R4379273
1987-1986	All Bodies 2.2L 2bbl, Fed, Cal, Hi/Alt	M/T	04379569	R4379569
	All Bodies 3.9L 2bbl, Fed, Cal, Hi/Alt	M/T	04379565	R4379565
	All Bodies 3.9L 2bbl, Fed, Cal, Hi/Alt	A/T	04379564	R4379564
	AB, AD Bodies 3.7L, 2 & 4WD, Fed, Can	A/T	04289908	R4379215
	AB, AD Bodies 5.2L, 2 & 4WD, Cal	A/T	04379235	R4379235
	AB, AD Bodies 5.2L 2bbl, 2 & 4WD, Fed, Can	A/T	04379082	R4379224
	AD Body 5.2L 2bbl, Fed, Can	M/T	04379223	R4379223
1987-1985	AB, AD Bodies 3.7L, Fed	M/T	04289603	R4289603
	AB Body 3.7L 1bbl, Cal	A/T	04379181	R4379181
	AB, AD Bodies 3.7L, 1bbl, Fed	A/T	04289601	R4379177
1987-1981	AB Body 3.7L 1bbl, Cal	M/T	04439093	R4439093
	All Bodies 3.7L 1bbl, Cal	M/T	04439095	R4439095
1985-1984	AB Body 8-cyl., Fed, Can, Cal, Hi/Alt	M/T	04289086	R4289086
1984	AD Body 3.7L 1bbl	A/T & M/T OD	04289304	R4289304
1984-1983	AD Body 225 CID 1bbl, 2 & 4WD, Fed, Can	A/T & M/T	04289091	R4289097
			04289097	
	AD Body 5.2L 2bbl, Fed, Cal, Hi/Alt	A/T & M/T	04289077	R4289065
1983	AB Body 3.7L 1bbl, Cal	A/T	04289083	R4289083
	AB Body 5.2L	M/T	04289086	R4289086

ELECTRONIC AUTOMATIC TRANSAXLE (EATX)

PRODUCT FEATURES:

- Aids PCM in Torque Management, prolonging the life of drivetrain components
- Utilizes On Board Diagnostics (OBDII), aiding in transaxle diagnosis
- Includes self-diagnostic functions to test condition of electronic controls
- Continuously monitors critical functions and records any malfunctions
- Pinion Factor compensates for different tire sizes and final drive ratios
- Limp-In mode prevents damage to transmission if fault is detected



PASSENGER CARS

MODEL YEAR	APPLICATION	TRANS.	O.E. PART NO.	REMAN PART NO.
2002	JR Body All JR with 4-spd auto, 2.0L, 2.4L, 2.7L	41TE	04896789AD	R4896789AD
	PL Body 2.0L	41TE	05034002AC	R5034002AC
	PL Body 2.0L P2 All Engines	41TE	05034003AA	R5034003AA
	PT, PG Body 2.0L, 1.6L, 2.2L	41TE	05034014AA	R5034014AA
	RG Body All 2002 RG with 4-spd auto	41TE	04727532AA	R4727532AA
	RS Body All 2002 RS with 4-spd auto	41TE	04727530AA	R4727530AA
2002-2001	JR Body 2.0L, 2.4L, 2.7L	41TE	04606926AJ	R4606926AJ
	LH Body 2.7L, 3.2L, 3.5L	42LE	04896430AG	R4896430AG
	RS Body All 2001 RS with 4-spd auto	41TE	04686719AF	R4686719AF
2001	PL Body 2.0L, 2.4L, J1850	41TE	05033790AF	R5033790AF
	PT Body 2.0L, 2.4L, J1850	41TE	05034031AA	R5034031AA
	RG Body All 2001 RG with 4-spd auto	41TE	04727520AC	R4727520AC
2001-2000	PT Body ECC, EDZ with 4-spd auto, 2.0L, 2.4L	41TE	04671718AF	R4671718AF
2000	FJ Body, 2.5L	41TE w/o Autostick	04606579AB	R4606579AB
	JA Body 2.0L, 2.4L, 2.5L	41TE w/Autostick	04896741AE	R4896741AE
	JA, JX Bodies 2.0L, 2.4L, 2.5L	41TE w/o Autostick	04896740AE	R4896740AE
2000-1999	LH Body 2.7L, 3.2L, 3.5L	42LE	04606517AF	R4606517AF
1999	FJ Body 2.0L, 2.5L	41TE w/o Autostick	04606503AB	R4606503AB
	JA, JX, J2 Bodies 2.0L, 2.4L, 2.5L, w/o autostick	41TE w/o Autostick	04606962AD	R4606962AD
	JA, JX Bodies 2.0L, 2.4L, 2.5L	41TE w/Autostick	04606963AD	R4606963AD
	LH Body 2.7L, 3.2L, 3.5L	42LE w/o Autostick	04606936AD	R4606936AD
1999-1998	FJ Body 2.0L, 2.5L	41TE	05293008AG	R5293008AG
1998	JA, JX Bodies 2.0L, 2.4L, 2.5L	41TE w/o Autostick	04606468AK	R4606468AK
	JA, JX Bodies 2.0L, 2.4L, 2.5L	41TE w/Autostick	04606583AB	R4606583AB
	LH Body All Engines	42LE w/o Autostick	04606081AK	R4606081AK
	LH Body All Engines	42LE w/o Autostick	04606082AK	R4606082AK
1997	JA, JX Bodies 2.0L, 2.4L, 2.5L	41TE w/o Autostick	04606473AB	R4606473AB
	JA, JX Bodies 2.0L, 2.4L, 2.5L	41TE w/Autostick	04606474AB	R4606474AB
	LH Body 3.3L, 3.5L	42LE w/o Autostick	04606455AB	R4606455AB
	LH Body 3.3L, 3.5L	42LE w/Autostick	04606456AB	R4606456AB

ELECTRONIC AUTOMATIC TRANSAXLE (EATX)

(CONTINUED)

PASSENGER CARS (CONT.)

MODEL YEAR	APPLICATION	TRANS.	O.E. PART NO.	REMAN PART NO.
1996	FJ, FJ22, F45 Bodies 2.0L, 2.5L	F4AC1	05293114AB	R5293114AB
	FJ Body 2.0L, 2.5L	w/o Autostick	05293010	R5293010
	JA, JX Bodies 2.0L, 2.4L, 2.5L	41TE w/o Autostick	04606270	R4606270
	JA, JX Bodies 2.0L, 2.4L, 2.5L	41TE w/Autostick	04606271	R4606271
	LH Body 3.3L, 3.5L	42LE w/o Autostick	04606284	R4606284
	LH Body 3.3L, 3.5L	42LE w/Autostick	04606485	R4606485
1995	AJ, AS, A1, A3, A4, ES Bodies 3.0L, 3.3L, 3.8L	41TE	04686606	R4686606AA
	JA Body 2.4L, 2.5L	41TE	04606105	R4606105
	LH Body 3.3L, 3.5L	42LE	04797708	R4797708AA
	LH Body 3.5L Mex	42LE	04606109	R4606109
1995-1994	FJ Body 2.0L, 2.5L	F4AC1	05269726	R5269726AA
1994-1993	A, C, J, P, Y Bodies 3.0L, 3.3L, 3.8L	41TE	04686478	R4686478AA
	LH Body 3.3L, 3.5L	42LE	04759066	R4759066AA
1992	A, C, G, J, P, Y Bodies 3.0L	41TE	04796123	R4761848AA
	C, Y Bodies 3.3L, 3.8L	41TE	04796124	R4761849AA
1991-1990	C, Y Bodies 3.3L, 3.8L	41TE	04796122	R4761847AA
1991-1989	A, C, G, J, P, Y Bodies 3.0L	41TE	04796121	R4761846AA
	AA, AJ Bodies 3.0L, BUX	-	04796135	R4796135

MINIVANS

MODEL YEAR	APPLICATION	TRANS.	O.E. PART NO.	REMAN PART NO.
2000	NS Body 2.4L, 3.0L, 3.3L, 3.8L	41TE w/o Autostick	04686952AF	R4686952AF
	NS Body 2.4L, 3.0L, 3.3L, 3.8L	41TE w/o Autostick	04686953AF	R4686953AF
1999	NS Body 2.4L, 3.0L, 3.3L, 3.8L	41TE w/o Autostick	04686760AD	R4686760AD
	NS Body 2.4L, 3.0L, 3.3L, 3.8L	41TE w/Autostick	04686761AD	R4686761AD
1998	NS Body 2.4L, 3.0L, 3.3L, 3.8L	41TE w/o Autostick	04686707AK	R4686707AK
1997	NS Body 2.4L, 3.3L, 3.8L, W/TRS	41TE w/AWD	04727031AB	R4727031AB
	NS Body 2.4L, 3.3L, 3.8L, FWD W/TRS	41TE	04686465AC	R4686465AC
1996	NS Body 2.4L, 3.3L, 3.8L	41TE w/TRS	04686739	R4686739
	NS Body 2.4L, 3.3L, 3.8L	41TE w/o TRS	04882462	R4882462
1994-1993	AS Body 3.0L, 3.3L, 3.8L	41TE	04686478	R4686478AA
1992	AS Body 3.0L	41TE	04796123	R4761848AA
	AS Body 3.3L, 3.8L	41TE	04796124	R4761849AA
1991-1990	AS Body 3.3L, 3.8L	41TE	04796122	R4761847AA
1991-1989	AS Body 3.0L	41TE	04796121	R4761846AA

TRS=Transmission Range Sensor

TRUCKS

MODEL YEAR	APPLICATION	TRANS.	O.E. PART NO.	REMAN PART NO.
2000	AN, DN Bodies 4.7L	All	05018454AB	R5018454AB

JEEP®

MODEL YEAR	APPLICATION	TRANS.	O.E. PART NO.	REMAN PART NO.
2000	WJ, W1 Bodies All Engines	45RFE	050109701AC	R5019701AC

JEEP® TRANSMISSION CONTROLLERS

PRODUCT FEATURES:

- The 42RE control module is a digital computer containing a microprocessor
- Controls operation of the converter clutch, overdrive clutch and governor pressure solenoid
- Determines transmission shift points based on various inputs from vehicle sensors
- Diagnostic capability to check operation of the control module and transmission electrical components



JEEP®

MODEL YEAR	APPLICATION	TRANS.	O.E. PART NO.	REMAN PART NO.
1995-1994	ZJ Body 4.0L	42RE	56027564	R6027564
1993	ZJ Body 4.0L	42RE	56027218	R6027218

DIESEL HEATER CONTROL MODULE

PRODUCT FEATURES:

- The module is designed to aid starting in cold weather
- Reduces white smoke by heating the intake air flow
- Monitors intake manifold temperature to ensure accuracy of heating cycles
- Monitors crank conditions to ensure manifold heaters do not come on at incorrect engine conditions
- Illuminates warning lamp on dash if water in fuel is detected



DIESEL APPLICATIONS

MODEL YEAR	APPLICATION	O.E. PART NO.	REMAN PART NO.
1995-1989	AD Body 5.9L Diesel	04429546	R4429546

Note: Covered by Mopar's 12-month/12,000 mile warranty

ABS ELECTRONIC CONTROLLERS

PRODUCT FEATURES:

- Delivers the same reliability as the original equipment module to prevent lockup under heavy braking conditions at speeds above 3 mph.
- Enhanced diagnostic capability through the use of microprocessor technology. The module monitors critical input and output circuits within the ABS system of the vehicle, making sure they are operating correctly.
- Each Reman module goes through rigorous inspection and testing processes. The same test equipment that was utilized for the O.E. module is used for Reman. Each module is tested in an automated test temperature chamber for 6–8 hours.
- The module is temperature cycled from -40° C to 105° C multiple times. This ensures that each module is functionally tested under extreme operating conditions multiple times.
- The module is encapsulated in the housing and tested one final time before the Mopar Reman label is applied.



PASSENGER CARS AND TRUCKS

MODEL YEAR	APPLICATION	O.E. PART NO.	REMAN PART NO.
1997-1995	JA Body	04605094	R4605094
	JX Body	04671221	R4671221
1997-1994	AB Body w/AWAL	52007310	R2007310
	BR 1500, 2500 Body w/AWAL	52004508	R2004508
	PL Body	05269963	R5269963
1996-1994	AN Body w/AWAL	52007725	R2007725

AUTHENTIC PERFORMANCE™




ENGINES & COMPONENTS

ENGINES

CYLINDER HEADS

TURBOCHARGERS

WATER PUMPS





AUTHENTIC PERFORMANCE™



THE MOPAR ADVANTAGE

4.0 JEEP® ENGINE

- All gaskets, seals and bearings are 100% new.
- All major cast iron components are magnafluxed for cracks.
- Chrome parts shown are for display only.



SALES CODES

The Body Code Plate contains the specific sales codes of components used in the particular vehicle. This information is useful to the technician to identify the vehicle's engine and transmission. By comparing the sales codes for engines and transmissions from the Body Code Plate with the sales codes provided below, you can more accurately identify the correct replacement parts. Refer to the applicable service manual for Body Code Plate location and decoding.

ENGINE SALES CODES

ENGINE CODE	DESCRIPTION
EBA	1.8L 4 Cyl. DOHC 16V Dual VVT Engine
EBG	2.0L 4 Cyl. DOHC 16V Turbo Engine
ECC	2.0L 4 Cyl. DOHC 16V SMPI Engine
ECF	2.0L 4 Cyl. DOHC 16V SFI Engine
ECG	2.0L 4 Cyl. DOHC 16V Norm Duty Engine
ECN	2.0L 4 Cyl. DOHC 16V Dual VVT Engine
ED2	2.4L 4 Cyl. PZEV 16V DOHC Engine
ED3	2.4L 4 Cyl. DOHC 16V Dual VVT Engine
ED4	2.4L 4 Cyl. DOHC 16V Turbo Engine
EDJ	2.2L 4 Cyl. Turbo Diesel Engine
EDM	2.5L 4 Cyl. EFI Engine
EDT	2.4L 4 Cyl. DOHC 16V Turbo Engine
EDV	2.4L 4 Cyl. DOHC 16V H.O. Turbo Engine
EDZ	2.4L 4 Cyl. DOHC 16V SMPI Engine
EEB	2.5L V6 SOHC 24V SMPI Engine
EEE	2.7L V6 DOHC 24V FFV Engine
EER	2.7L V6 DOHC 24V MPI Engine
EES	2.7L V6 24V w/Active Intake Engine
EF7	3.0L V6 SOHC 24V Engine
EF8	3.0L V6 DOHC 24V MPI Engine
EF9	3.0L V6 DOHC 24V MPI 2 Turbo Engine
EG2	3.5L V6 Gas Engine
EGA	3.3L V6 OHV Engine
EGD	3.3L V6 Engine
EGF	3.5L High Output V6 24V MPI Engine
EGG	3.5L High Output V6 24V MPI Engine
EGH	3.8L V6 OHV Engine
EGM	3.3L V6 OHV FFV Engine
EGQ	4.0L V6 SOHC Engine
EGS	4.0L V6 SOHC Engine
EGT	3.8L V6 SMPI Engine
EGW	3.2L DOHC Engine
EGX	3.2L V6 SOHC 18V Engine
EHC	3.9L SMPI V6 Engine
EJA	1.8L 4 Cyl. SOHC 16V SMPI Engine
EJB	1.5L 4 Cyl. SOHC 12V SMPI Engine
EKG	3.7L V6 Engine
ELF	5.2L V8 MPI Engine
ELN	5.2L V8 MPI CNG Engine
ELP	5.2L V8 LPG Engine
EML	5.9L V8 MPI Engine
EPE	2.5L Magnum SMPI I-4 Engine
ERH	4.0L Power Tech I-6 Engine
ESF	6.1L SRT Hemi SMPI V8 Engine
ETB	5.9L I-6 Cummins Turbo Diesel Engine

ENGINE SALES CODES (CONT.)

ENGINE CODE	DESCRIPTION
ETC	5.9L Cummins 24V Diesel Engine
ETH	5.9L H.O. Cummins Turbo Diesel Engine
ETJ	6.7L Cummins Turbo Diesel Engine
EVA	4.7L V8 MPI Engine
EVC	4.7L High Output V8 MPI Engine
EVD	4.7L V8 FFV Engine
EWA	8.0L V10 MPI Engine
EWB	8.0L V10 SFI Engine
EWC	8.3L V10 SFI Engine
EXL	3.0L V6 Turbo Diesel Engine
EXM	3.0L V6 Turbo Diesel Engine
EY7	2.4L 4 Cyl. Engine
EZA	5.7L Hemi V8 Engine
EZB	5.7L Hemi Multi Displacement Engine

TRANSMISSION SALES CODES

TRANS CODE	DESCRIPTION
DD4	5-Speed Manual (NVT 350)
DD5	5-Speed Manual (NVT 350)
DDC	5-Speed Manual (NVG 3500)
DDK	5-Speed Manual (NVG 1500)
DDO	5-Speed Manual (AX15)
DDP	5-Speed Manual (NVG 4500)
DDP	5-Speed Auto (NVG 4500)
DDQ	5-Speed Manual (AX15) (AX5)
DED	6-Speed Manual (NS6 370)
DEE	6-Speed Manual (NVG 5600)
DG4	4-Speed Auto (45RFE)
DG6	4-Speed Auto (42RLE)
DG8	4-Speed Auto (48RE)
DGA	3-Speed Auto (31TH)
DGB	4-Speed Auto (47RE)
DGD	3-Speed Auto (30RH)
DGG	3-Speed Auto (32RH)
DGJ	5-Speed Auto (WA580)
DGK	4-Speed Auto (42RE)
DGL	4-Speed Electronic Auto Transaxle (41TE)
DGM	3-Speed Auto (31TH)
DGP	4-Speed Auto (47RE)
DGQ	5-Speed Auto (45RFE)
DGS	4-Speed Auto (AW4)
DGT	4-Speed Auto (46RE)
DGW	4-Speed Auto (44RE)
DGU	5-Speed Auto (WA580)
DGX	4-Speed Electronic Auto Transaxle (42LE)

2.0L SOHC 4-CYLINDER LONG BLOCK



3 YEARS/80,000 MILES
REMAN
POWERTRAIN WARRANTY

PRODUCT FEATURES:

- New Pistons, Pins, and Rings
- New Timing Belt
- New Gaskets and Seals
- New Bearings
- New Freeze Plugs
- Gasket Pack Includes:
 - > OIL PAN GASKET (ONLY 94-95)
 - > VALVE COVER GASKET (ONLY 94-95)
 - > OIL PUMP PICKUP TUBE SEAL (ONLY 94-95)
 - > EXHAUST MANIFOLD GASKET
 - > WATER INLET TUBE O-RING
 - > CRANKSHAFT SPROCKET SCREW
 - > INTAKE MANIFOLD GASKET
 - > SPARK PLUG TUBE SEAL (4) (ONLY 94-95)
 - > CAM SENSOR SEAL
- Remanufactured Crankshaft
- Remanufactured Cylinder Head
- Remanufactured Rocker Arms
- Remanufactured Valves
- Remanufactured Camshaft
- Remanufactured Cylinder Block
- Remanufactured Connecting Rods
- Remanufactured Oil Pump
- Remanufactured Water Pump
- Remanufactured Rocker Shafts

All other components are remanufactured to DaimlerChrysler Engineering specifications or replaced with O.E. parts.



1996-2000 2.0L SOHC
(1994-1995 2.0L SOHC DOES
NOT INCLUDE OIL PAN
AND VALVE COVER)

2.0L SOHC CYLINDER HEAD

PRODUCT FEATURES:

- New Seals and Freeze Plugs
- 100% Vacuum Leak Tested to Ensure Reliable and Dependable Performance
- Gasket Pack Includes:
 - > SPARK PLUG TUBE SEAL (4)
 - > VALVE COVER GASKET
 - > EGR VALVE GASKET
 - > CAMSHAFT SENSOR SEAL
 - > INTAKE MANIFOLD GASKET
 - > CYLINDER HEAD GASKET
- Remanufactured Cylinder Head
- Remanufactured Rocker Arms
- Remanufactured Rocker Shafts
- Remanufactured Intake & Exhaust Valves



2.0L SOHC 4-CYLINDER LONG BLOCK MATRIX

2.0L SOHC CYLINDER HEAD MATRIX

2.0L SOHC 4-CYLINDER LONG BLOCK MATRIX

MODEL YEAR	ENGINE	CYLINDER BLOCK	CYLINDER HEAD(S)	CRANKSHAFT	MAIN & ROD BEARINGS	CONNECTING ROD SET	PISTON, PIN, RINGS SET	INTERMEDIATE SHAFT	CAMSHAFT(S)	BALANCE SHAFT SYSTEM	VALVES AND SPRINGS	ROCKER ARMS	ROCKER SHAFTS	PUSH RODS	TAPPETS	LASH ADJUSTERS	SPARK PLUG TUBES	TIMING BELT SYSTEM	TIMING CHAIN SYSTEM	CYL. HEAD GASKET(S)	V. COVER(S) W/GASKETS	OIL PUMP	OIL PICKUP	OIL PAN	FRONT TIMING COVER	TIMING INNER COVER	ALTERNATOR BRACKET	WATER PUMP	INSTALLER'S GASKET SET	RETURNABLE CONTAINER	CARDBOARD BOX	WOODEN BOX
2005-2003	2.0L SOHC	x	x	x	x	x	x		x		x	x	x		x	x	x	x		x		x				x						
2002-1996	2.0L SOHC	x	x	x	x	x	x		x		x	x	x		x	x	x	x		x		x				x						
1995-1994	2.0L SOHC	x	x	x	x	x	x		x		x	x	x		x	x	x	x		x		x				x						

2.0L SOHC CYLINDER HEAD MATRIX

MODEL YEAR (excludes mmc versions)	ENGINE	CYLINDER HEAD	CAMSHAFT(S)	VALVES AND SPRINGS	ROCKER ARMS	ROCKER SHAFTS	TAPPETS	LASH ADJUSTERS	SPARK PLUG TUBES	CYL. HEAD GASKET	INSTALLER'S GASKET SET	CARDBOARD BOX
2005-1995	2.0L SOHC	x	x	x	x	x	x	x	x	x	x	x

2.0L/2.4L 4-CYLINDER DOHC LONG BLOCK




3 YEARS/80,000 MILES
REMAN
POWERTRAIN WARRANTY

PRODUCT FEATURES:

- New Pistons, Pins & Rings
- New Rockers & Lash Adjusters
- New Bearings
- New Timing Belt & Tensioner*
- New Gaskets & Seals
- 2.0L Gasket Pack Includes:
 - > VALVE COVER GASKET
 - > EXHAUST MANIFOLD GASKET
 - > INTAKE MANIFOLD GASKET
 - > THERMOSTAT HOUSING GASKET (FRONT EXHAUST ONLY)
 - > CAM SENSOR SEAL
 - > SEMICIRCULAR REAR CAM SEAL
 - > SPARK PLUG WELL SEAL
 - > OIL PUMP PICKUP TUBE O-RING
- 2.4L Gasket Pack Includes:
 - > VALVE COVER GASKET
 - > EXHAUST MANIFOLD GASKET
 - > INTAKE MANIFOLD GASKET
 - > THERMOSTAT HOUSING GASKET (FRONT EXHAUST ONLY)
 - > CAM SENSOR SEAL
 - > SEMICIRCULAR REAR CAM SEAL
 - > SPARK PLUG WELL SEAL
 - > OIL PAN GASKET (UNIVERSAL W/BAFFLE)
 - > OIL PUMP PICKUP TUBE O-RING

All other components are remanufactured to DaimlerChrysler Engineering specifications or replaced with O.E. parts.

2.4L DOHC SHOWN. INCLUDES
BALANCE SHAFT UNIT.
(2.0L/2.4L DOHC ENGINES DO
NOT INCLUDE VALVE COVER
OR OIL PAN.)



*Due to design changes, Mopar Reman Engines may include NEW Outer Timing Covers where required.

2.0L/2.4L DOHC CYLINDER HEAD

PRODUCT FEATURES:

- Remanufactured Valves and Springs
- New Seals and Freeze Plugs
- 100% Vacuum Leak Tested to Ensure Reliable and Dependable Performance
- Gasket Pack Includes:
 - > VALVE COVER GASKET
 - > SPARK PLUG WELL SEALS
 - > INTAKE MANIFOLD GASKET
 - > CYLINDER HEAD GASKET
 - > CAMSHAFT SENSOR SEAL



2.0L/2.4L 4-CYLINDER DOHC LONG BLOCK MATRIX

2.0L/2.4L DOHC CYLINDER HEAD MATRIX

2.0L/2.4L 4-CYLINDER DOHC LONG BLOCK MATRIX

MODEL YEAR	ENGINE	CYLINDER BLOCK	CYLINDER HEAD(S)	CRANKSHAFT	MAIN & ROD BEARINGS	CONNECTING ROD SET	PISTON, PIN, RINGS SET	INTERMEDIATE SHAFT	CAMSHAFT(S)	BALANCE SHAFT SYSTEM	VALVES AND SPRINGS	ROCKER ARMS	ROCKER SHAFTS	PUSH RODS	TAPPETS	LASH ADJUSTERS	SPARK PLUG TUBES	TIMING BELT SYSTEM	TIMING CHAIN SYSTEM	CYL. HEAD GASKET(S)	V. COVER(S) W/GASKETS	OIL PUMP	OIL PICKUP	OIL PAN	FRONT TIMING COVER	TIMING INNER COVER	ALTERNATOR BRACKET	WATER PUMP	INSTALLER'S GASKET SET	RETURNABLE CONTAINER	CARDBOARD BOX	WOODEN BOX
2002-2001	2.4L DOHC RE	X	X	X	X	X	X		X	X	X	X				X		X		X		X				X						
2000-1995	2.4L DOHC RE	X	X	X	X	X	X		X	X	X	X				X		X		X		X				X						
1999-1995	2.0L DOHC RE	X	X	X	X	X	X		X		X	X				X		X		X		X				X						
1999-1994	2.0L DOHC FE	X	X	X	X	X	X		X		X	X				X		X		X		X				X						

2.0L/2.4L DOHC CYLINDER HEAD MATRIX

MODEL YEAR	ENGINE	CYLINDER HEAD	CAMSHAFT(S)	VALVES AND SPRINGS	ROCKER ARMS	ROCKER SHAFTS	TAPPETS	LASH ADJUSTERS	SPARK PLUG TUBES	CYL. HEAD GASKET	INSTALLER'S GASKET SET	CARDBOARD BOX
2002-1995 (excludes mmc versions)	2.4L DOHC RE	X		X						X	X	X
1999-1995	2.0L DOHC RE	X		X						X	X	X
1999-1995	2.0L DOHC FE	X		X						X	X	X


2.2L/2.5L 4-CYLINDER LONG BLOCK



3 YEARS/80,000 MILES
REMAN
POWERTRAIN WARRANTY

PRODUCT FEATURES:

- New Pistons, Pins and Rings
 - New Timing Belt and Tensioner
 - New Main, Connecting Rod and Cam Bearings
 - New Lifters
 - New Freeze Plugs
 - New Gaskets and Seals
 - New Rockers
 - Oil Pump Rotors
 - 2.2L Gasket Pack Includes:
 - > VALVE COVER GASKET
 - > MANIFOLD GASKET
 - > WATER PUMP O-RING
 - > THERMOSTAT GASKET
 - > OIL PAN SEAL KIT (EXCLUDING ENGINES W/BALANCE SHAFT UNIT)
 - 2.5L Long Block (w/Oil Pan) Gasket Pack Includes:
 - > VALVE COVER GASKET
 - > MANIFOLD GASKET
 - > WATER PUMP O-RING
 - > THERMOSTAT GASKET
- Remanufactured Crankshaft
 - Remanufactured Cylinder Head
 - Remanufactured Valves
 - Remanufactured Block
 - Remanufactured Connecting Rods
 - Remanufactured Oil Pump
 - Remanufactured Camshaft
 - Remanufactured Balance Shaft Unit (2.5L only)




All other components are remanufactured to DaimlerChrysler Engineering specifications or replaced with O.E. parts.

2.2L/2.5L 4-CYLINDER CYLINDER HEAD

PRODUCT FEATURES:

- Rockers and Lash Adjusters
 - Springs
 - Spark Plug Tubes
 - New Seals and Freeze Plugs
 - 100% Vacuum Leak Tested to Ensure Reliable and Dependable Performance
 - Gasket Pack Includes:
 - > VALVE COVER GASKET
 - > CYLINDER HEAD GASKET
 - > WATER OUTLET GASKET
 - > MANIFOLD GASKET
- Remanufactured Cylinder Head
 - Remanufactured Rocker Arms
 - Remanufactured Camshaft
 - Remanufactured Intake and Exhaust Valves



2.2L/2.5L 4-CYLINDER LONG BLOCK MATRIX

2.2L/2.5L 4-CYLINDER CYLINDER HEAD MATRIX

2.2L/2.5L 4-CYLINDER LONG BLOCK MATRIX

MODEL YEAR	ENGINE	CYLINDER BLOCK	CYLINDER HEAD(S)	CRANKSHAFT	MAIN & ROD BEARINGS	CONNECTING ROD SET	PISTON, PIN, RINGS SET	INTERMEDIATE SHAFT	CAMSHAFT(S)	BALANCE SHAFT SYSTEM	VALVES AND SPRINGS	ROCKER ARMS	ROCKER SHAFTS	PUSH RODS	TAPPETS	LASH ADJUSTERS	SPARK PLUG TUBES	TIMING BELT SYSTEM	TIMING CHAIN SYSTEM	CYL. HEAD GASKET(S)	V. COVER(S) W/GASKETS	OIL PUMP	OIL PICKUP	OIL PAN	FRONT TIMING COVER	TIMING INNER COVER	ALTERNATOR BRACKET	WATER PUMP	INSTALLER'S GASKET SET	RETURNABLE CONTAINER	CARDBOARD BOX	WOODEN BOX
1995-1981	2.2L Carb & EFI	X	X	X	X	X	X	X	X		X	X				X		X		X		X	X								X	X
1990-1989	2.2L Turbo IV	X	X	X	X	X	X	X	X	X	X	X				X		X		X		X	X								X	X
1990-1984	2.2L Turbo I / II	X	X	X	X	X	X	X	X		X	X				X		X		X		X	X								X	X
1995-1986	2.5L EFI & Turbo	X	X	X	X	X	X	X	X	X	X	X				X		X		X		X	X								X	X

2.2L/2.5L 4-CYLINDER CYLINDER HEAD MATRIX

MODEL YEAR	ENGINE	CYLINDER HEAD	CAMSHAFT(S)	VALVES AND SPRINGS	ROCKER ARMS	ROCKER SHAFTS	TAPPETS	LASH ADJUSTERS	SPARK PLUG TUBES	CYL. HEAD GASKET	INSTALLER'S GASKET SET	CARDBOARD BOX
1995-1981	2.2L/2.5L All	X	X	X	X			X		X	X	X

2.5L SOHC 24-VALVE V6 LONG BLOCK



3 YEARS/80,000 MILES
REMAN
POWERTRAIN WARRANTY

PRODUCT FEATURES:

- New Bearings
- New Tappets
- New Gaskets
- New Water Pump
- New Oil Seals
- New Timing Belt
- New Pistons and Pins
- New Piston Rings
- New Freeze Plugs
- Gasket Pack Includes:
- Remanufactured Cylinder Block
- Remanufactured Cylinder Heads
- Remanufactured Crankshaft
- Remanufactured Camshafts
- Remanufactured Oil Pump
- Remanufactured Connecting Rods
- Remanufactured Rocker Arms
- Remanufactured Rocker Shafts
- Remanufactured Valves

- > EGR VALVE GASKET
- > DIPSTICK TUBE O-RINGS
- > COOLANT TUBE O-RING
- > ENGINE FRONT CASE O-RINGS
- > OIL STRAINER GASKET
- > OIL PICKUP TUBE
- > CYLINDER HEAD SPARK PLUG GUIDE SEALS
- > CYLINDER HEAD ROCKER COVER GASKETS
- > INTAKE MANIFOLD GASKET
- > OIL FILLER CAP GASKET
- > OIL FILTER GAUGE O-RING
- > THERMOSTAT CASE GASKETS
- > CYLINDER HEAD O-RING
- > EXHAUST MANIFOLD GASKET
- > OIL FILTER BRACKET GASKET
- > PLUG EGR VALVE

All other components are remanufactured to DaimlerChrysler Engineering specifications or replaced with O.E. parts.




2.5L SOHC V6 CYLINDER HEAD

PRODUCT FEATURES:

- New Lash Adjusters
- Spark Plug Tubes
- New Seals and Freeze Plugs
- 100% Vacuum Leak Tested to Ensure Reliable and Dependable Performance
- Gasket Pack Includes:
- Remanufactured Cylinder Head
- Remanufactured Camshaft
- Remanufactured Rocker Arms
- Remanufactured Rocker Shafts
- Remanufactured Intake and Exhaust Valves

- > CYLINDER HEAD GASKET ONLY
- > PLUG EGR VALVE



2.5L SOHC 24-VALVE V6 LONG BLOCK MATRIX

2.5L SOHC V6 CYLINDER HEAD MATRIX

MODEL YEAR	ENGINE
2000-1995	2.5L MM/C
x	CYLINDER HEAD
x	CAMSHAFT(S)
x	VALVES AND SPRINGS
x	ROCKER ARMS
x	ROCKER SHAFTS
x	TAPPETS
x	LASH ADJUSTERS
x	SPARK PLUG TUBES
x	CYL. HEAD GASKET
x	INSTALLER'S GASKET SET
x	CARDBOARD BOX

2.5L SOHC V6 CYLINDER HEAD MATRIX

MODEL YEAR	ENGINE
2000-1995	2.5L MM/C
x	CYLINDER BLOCK
x	CYLINDER HEAD(S)
x	CRANKSHAFT
x	MAIN & ROD BEARINGS
x	CONNECTING ROD SET
x	PISTON, PIN, RINGS SET
	INTERMEDIATE SHAFT
x	CAMSHAFT(S)
	BALANCE SHAFT SYSTEM
x	VALVES AND SPRINGS
x	ROCKER ARMS
x	ROCKER SHAFTS
	PUSH RODS
x	TAPPETS
x	LASH ADJUSTERS
x	SPARK PLUG TUBES
x	TIMING BELT SYSTEM
	TIMING CHAIN SYSTEM
x	CYL. HEAD GASKET(S)
	V. COVER(S) W/GASKETS
x	OIL PUMP
x	OIL PICKUP
	OIL PAN
	FRONT TIMING COVER
	TIMING INNER COVER
x	ALTERNATOR BRACKET
x	WATER PUMP
x	INSTALLER'S GASKET SET
	RETURNABLE CONTAINER
	CARDBOARD BOX
x	WOODEN BOX

2.5L SOHC 24-VALVE V6 LONG BLOCK MATRIX

2.5L 4-CYLINDER LONG BLOCK



3 YEARS/80,000 MILES
REMAN
POWERTRAIN WARRANTY

PRODUCT FEATURES:

- New Pistons, Pins and Rings
- New Timing Chain and Gears
- New Main, Connecting Rod and Cam Bearings
- New Gaskets and Seals
- New Push Rods
- New Oil Pump and Pickup Screen
- New Camshaft and Lifters
- New Valves
- New Valve Springs
- New Freeze Plugs
- Gasket Pack Includes:
 - > WATER PUMP GASKET
 - > THERMOSTAT GASKET
 - > DISTRIBUTOR GASKET
 - > THROTTLE BODY GASKET
 - > INTAKE AND EXHAUST GASKET
- Remanufactured Crankshaft
- Remanufactured Cylinder Head
- Remanufactured Cylinder Block
- Remanufactured Connecting Rods

All other components are remanufactured to DaimlerChrysler Engineering specifications or replaced with O.E. parts.



2.5L CYLINDER HEAD

PRODUCT FEATURES:

- New Intake and Exhaust Valves
- New Valve Springs
- New Freeze Plugs
- New Seals
- 100% Vacuum Leak Tested to Ensure Reliable and Dependable Performance
- Cylinder Head Gasket – Order Separately



2.5L 4-CYLINDER LONG BLOCK MATRIX 2.5L CYLINDER HEAD MATRIX

2.5L 4-CYLINDER LONG BLOCK MATRIX

MODEL YEAR	ENGINE	CYLINDER BLOCK	CYLINDER HEAD(S)	CRANKSHAFT	MAIN & ROD BEARINGS	CONNECTING ROD SET	PISTON, PIN, RINGS SET	INTERMEDIATE SHAFT	CAMSHAFT(S)	BALANCE SHAFT SYSTEM	VALVES AND SPRINGS	ROCKER ARMS	ROCKER SHAFTS	PUSH RODS	TAPPETS	LASH ADJUSTERS	SPARK PLUG TUBES	TIMING BELT SYSTEM	TIMING CHAIN SYSTEM	CYL. HEAD GASKET(S)	V. COVER(S) W/GASKETS	OIL PUMP	OIL PICKUP	OIL PAN	FRONT TIMING COVER	TIMING INNER COVER	ALTERNATOR BRACKET	WATER PUMP	INSTALLER'S GASKET SET	RETURNABLE CONTAINER	CARDBOARD BOX	WOODEN BOX		
2002-1996	2.5L Dakota	x	x	x	x	x	x		x		x	x		x	x				x	x														
2001-1987	2.5L Jeep	x	x	x	x	x	x		x		x	x		x	x				x	x														

2.5L CYLINDER HEAD MATRIX

MODEL YEAR	ENGINE	CYLINDER HEAD	CAMSHAFT(S)	VALVES AND SPRINGS	ROCKER ARMS	ROCKER SHAFTS	TAPPETS	LASH ADJUSTERS	SPARK PLUG TUBES	CYL. HEAD GASKET	INSTALLER'S GASKET SET	CARDBOARD BOX
2001-1996	2.5L Dakota	x		x								x
2001-1987	2.5L Jeep	x		x								x

2.7L V6 LONG BLOCK



3 YEARS/80,000 MILES
REMAN
POWERTRAIN WARRANTY


PRODUCT FEATURES:

- New Pistons, Pins and Rings
- New Timing Chains and Guides
- New Main and Connecting Rod Bearings
- New Freeze Plugs
- New Gaskets and Seals
- Gasket Pack Includes:

- > VALVE COVER GASKETS
- > WATER OUTLET GASKET
- > PLENUM INTAKE MANIFOLD GASKET
- > INTAKE MANIFOLD GASKETS
- > FUEL RAIL GASKET

All other components are remanufactured to DaimlerChrysler Engineering specifications or replaced with O.E. parts.

- Remanufactured Cylinder Block
- Remanufactured Crankshaft
- Remanufactured Cylinder Heads
- Remanufactured Valves and Springs
- Remanufactured Camshafts (4)
- Remanufactured Rocker Arms (24)
- Remanufactured Rocker Shafts and Pedestals
- Remanufactured Oil Pump
- Remanufactured Water Pump
- Remanufactured Connecting Rods




2.7L CYLINDER HEAD

PRODUCT FEATURES:

- Remanufactured Cylinder Head
- Valves and Springs
- 100% Vacuum Leak Tested to Ensure Reliable and Dependable Performance
- Gasket Pack Includes:

- > INTAKE MANIFOLD GASKET
- > VALVE COVER GASKET
- > CYLINDER HEAD GASKET



2.7L V6 LONG BLOCK MATRIX 2.7L CYLINDER HEAD MATRIX

MODEL YEAR	ENGINE	
2004-1998	2.7L DOHC LH	
x		CYLINDER HEAD
		CAMSHAFT(S)
x		VALVES AND SPRINGS
		ROCKER ARMS
		ROCKER SHAFTS
		TAPPETS
		LASH ADJUSTERS
		SPARK PLUG TUBES
		CYL. HEAD GASKET
x		INSTALLER'S GASKET SET
x		CARDBOARD BOX

2.7L CYLINDER HEAD MATRIX

MODEL YEAR	ENGINE	
2004-1998	2.7L DOHC LH	
x		CYLINDER BLOCK
x		CYLINDER HEAD(S)
x		CRANKSHAFT
x		MAIN & ROD BEARINGS
x		CONNECTING ROD SET
x		PISTON, PIN, RINGS SET
		INTERMEDIATE SHAFT
x		CAMSHAFT(S)
		BALANCE SHAFT SYSTEM
x		VALVES AND SPRINGS
x		ROCKER ARMS
x		ROCKER SHAFTS
		PUSH RODS
x		TAPPETS
		LASH ADJUSTERS
		SPARK PLUG TUBES
		TIMING BELT SYSTEM
x		TIMING CHAIN SYSTEM
x		CYL. HEAD GASKET(S)
		V. COVER(S) W/GASKETS
x		OIL PUMP
x		OIL PICKUP
		OIL PAN
		FRONT TIMING COVER
x		TIMING INNER COVER
		ALTERNATOR BRACKET
x		WATER PUMP
x		INSTALLER'S GASKET SET
		RETURNABLE CONTAINER
x		CARDBOARD BOX
		WOODEN BOX

2.7L V6 LONG BLOCK MATRIX

2.7L DIESEL COMPLETE ENGINE


PRODUCT FEATURES:

- New Pistons, Pins and Rings
- New Timing Chain and Guides
- New Main, Connecting Rod and Cam Bearings
- New Gaskets and Seals
- New Oil Pump and Pickup Tube
- New Oil Cooler
- New Glow Plugs
- New Hoses
- New Fuel Line
- New Filters
- New Wiring Harness
- New Vibration Damper
- New Vacuum Pump
- New Fuel Injectors
- New Fuel Pump
- New High Pressure Pump
- Remanufactured Cylinder Block
- Remanufactured Crankshaft
- Remanufactured Connecting Rods
- Remanufactured Cylinder Heads
- Remanufactured Intake/Exhaust Valves
- Remanufactured Camshafts
- Remanufactured Intake Manifold
- Remanufactured Exhaust Manifold
- Remanufactured Flywheel
- Remanufactured Turbocharger
- Remanufactured Rocker Arms
- Remanufactured Water Pump
- Remanufactured Motor Mounts

WARRANTY

- One Year, 100,000 Miles

All other components are remanufactured to DaimlerChrysler Engineering specifications or replaced with O.E. parts.



2.7L DIESEL COMPLETE ENGINE MATRIX

MODEL YEAR	ENGINE	
2003-2001	2.7L Diesel	
X		CYLINDER BLOCK
X		CYLINDER HEAD(S)
X		CRANKSHAFT
X		MAIN & ROD BEARINGS
X		CONNECTING ROD SET
X		PISTON, PIN, RINGS SET
		INTERMEDIATE SHAFT
X		CAMSHAFT(S)
		BALANCE SHAFT SYSTEM
X		VALVES AND SPRINGS
X		ROCKER ARMS
		ROCKER SHAFTS
		PUSH RODS
		TAPPETS
		LASH ADJUSTERS
		SPARK PLUG TUBES
		TIMING BELT SYSTEM
X		TIMING CHAIN SYSTEM
X		CYL. HEAD GASKET(S)
		V. COVER(S) W/GASKETS
X		OIL PUMP
X		OIL PICKUP
		OIL PAN
X		FRONT TIMING COVER
X		TIMING INNER COVER
		ALTERNATOR BRACKET
X		WATER PUMP
X		INSTALLER'S GASKET SET
		RETURNABLE CONTAINER
		CARDBOARD BOX
		WOODEN BOX

2.7L DIESEL COMPLETE ENGINE MATRIX

3.0L V6 LONG BLOCK




3 YEARS/80,000 MILES
REMAN
POWERTRAIN WARRANTY

PRODUCT FEATURES:

- New Pistons, Pins and Rings
- New Timing Belt
- New Main and Connecting Rod Bearings
- New Water Pump
- New Gaskets and Seals
- New Freeze Plugs
- Gasket Pack Includes:
 - > HEATER PIPE GASKET
 - > OIL PAN PLUG GASKET
 - > ROCKER BOLT SEAL OIL
 - > WATER PIPE O-RING
 - > OIL DRAIN PLUG WASHER
 - > DIPSTICK TUBE O-RING
 - > OIL PICKUP SCREEN TUBE
 - > VALVE COVER GASKET
 - > EGR PIPE GASKET
 - > SURGE TANK GASKET
 - > OIL FILTER BRACKET GASKET
 - > EXHAUST MANIFOLD GASKET (2)
 - > EXHAUST CROSSOVER GASKET
 - > INTAKE MANIFOLD GASKET (2)
 - > OIL SCREEN GASKET
- Remanufactured Camshafts
- Remanufactured Crankshaft
- Remanufactured Cylinder Block
- Remanufactured Cylinder Heads
- Remanufactured Connecting Rods
- Remanufactured Oil Pump
- Remanufactured Rocker Arms and Shafts
- Remanufactured Valves and Springs

All other components are remanufactured to DaimlerChrysler Engineering specifications or replaced with O.E. parts.



3.0L CYLINDER HEAD

PRODUCT FEATURES:

- Remanufactured Cylinder Head
- Remanufactured Valves and Springs
- 100% Vacuum Leak Tested to Ensure Reliable and Dependable Performance
- Gasket Pack Includes:
 - > OIL-ROCKER BOLT COVER SEAL (2)
 - > DISTRIBUTOR ADAPTER O-RING
 - > SURGE TANK
 - > CAMSHAFT OIL SEAL
 - > EXHAUST CROSSOVER GASKET
 - > INTAKE MANIFOLD GASKET
 - > CYLINDER HEAD CAMSHAFT END SEAL
 - > VALVE COVER GASKET
 - > CYLINDER HEAD GASKET
 - > VALVE COVER BOLT (2)
 - > EXHAUST MANIFOLD GASKET



3.0L V6 LONG BLOCK MATRIX 3.0L CYLINDER HEAD MATRIX

MODEL YEAR	ENGINE	
2000-1987	3.0L MMC	
x		CYLINDER HEAD
		CAMSHAFT(S)
x		VALVES AND SPRINGS
		ROCKER ARMS
		ROCKER SHAFTS
		TAPPETS
		LASH ADJUSTERS
		SPARK PLUG TUBES
x		CYL. HEAD GASKET
x		INSTALLER'S GASKET SET
x		CARDBOARD BOX

3.0L CYLINDER HEAD MATRIX

MODEL YEAR	ENGINE	
2000-1987	3.0L MMC	
x		CYLINDER BLOCK
x		CYLINDER HEAD(S)
x		CRANKSHAFT
x		MAIN & ROD BEARINGS
x		CONNECTING ROD SET
x		PISTON, PIN, RINGS SET
		INTERMEDIATE SHAFT
x		CAMSHAFT(S)
		BALANCE SHAFT SYSTEM
x		VALVES AND SPRINGS
x		ROCKER ARMS
x		ROCKER SHAFTS
		PUSH RODS
x		TAPPETS
		LASH ADJUSTERS
		SPARK PLUG TUBES
x		TIMING BELT SYSTEM
		TIMING CHAIN SYSTEM
x		CYL. HEAD GASKET(S)
		V. COVER(S) W/GASKETS
x		OIL PUMP
x		OIL PICKUP
		OIL PAN
		FRONT TIMING COVER
		TIMING INNER COVER
x		ALTERNATOR BRACKET
x		WATER PUMP
x		INSTALLER'S GASKET SET
		RETURNABLE CONTAINER
		CARDBOARD BOX
x		WOODEN BOX

3.0L V6 LONG BLOCK MATRIX

3.2L/3.5L ALUMINUM SOHC V6 LONG BLOCK



3 YEARS/80,000 MILES
REMAN
POWERTRAIN WARRANTY


PRODUCT FEATURES:

- New Pistons, Pins and Rings
- New Timing Belt and Tensioner
- New Main and Connecting Rod Bearings
- New Freeze Plugs
- New Gaskets and Seals
- New Water Pump
- Gasket Pack Includes:

- > WATER OUTLET GASKET
- > VALVE COVER GASKET
- > PLENUM INTAKE MANIFOLD GASKET
- > INTAKE MANIFOLD GASKET
- > FUEL RAIL GASKET
- > CRANKSHAFT SPROCKET SCREW
- > CRANKSHAFT SPROCKET WASHER

All other components are remanufactured to DaimlerChrysler Engineering specifications or replaced with O.E. parts.


- Remanufactured Cylinder Block
- Remanufactured Cylinder Heads
- Remanufactured Crankshaft
- Remanufactured Oil Pump
- Remanufactured Camshafts
- Remanufactured Rocker Arms
- Remanufactured Rocker Shafts and Pedestals
- Remanufactured Oil Pan and Pickup Tube
- Remanufactured Timing Belt Covers
- Remanufactured Valves and Springs



3.2L/3.5L ALUMINUM SOHC CYLINDER HEAD

PRODUCT FEATURES:

- Remanufactured Cylinder Head
- Remanufactured Valves and Springs
- 100% Vacuum Leak Tested to Ensure Reliable and Dependable Performance
- Gasket Pack Includes:
 - > INTAKE MANIFOLD GASKET
 - > VALVE COVER GASKET
- Cylinder Head Gasket – Order Separately



3.2L/3.5L ALUMINUM SOHC V6 LONG BLOCK MATRIX

3.2L/3.5L ALUMINUM SOHC CYLINDER HEAD MATRIX

MODEL YEAR	ENGINE	CYLINDER HEAD	CAMSHAFT(S)	VALVES AND SPRINGS	ROCKER ARMS	ROCKER SHAFTS	TAPPETS	LASH ADJUSTERS	SPARK PLUG TUBES	CYL. HEAD GASKET	INSTALLER'S GASKET SET	CARDBOARD BOX
2004-1998	3.5L SOHC Aluminum	x		x					x		x	x
2001-1998	3.2L SOHC Aluminum	x									x	x

3.2L/3.5L ALUMINUM SOHC CYLINDER HEAD MATRIX

MODEL YEAR	ENGINE	CYLINDER BLOCK	CYLINDER HEAD(S)	CRANKSHAFT	MAIN & ROD BEARINGS	CONNECTING ROD SET	PISTON, PIN, RINGS SET	INTERMEDIATE SHAFT	CAMSHAFT(S)	BALANCE SHAFT SYSTEM	VALVES AND SPRINGS	ROCKER ARMS	ROCKER SHAFTS	PUSH RODS	TAPPETS	LASH ADJUSTERS	SPARK PLUG TUBES	TIMING BELT SYSTEM	TIMING CHAIN SYSTEM	CYL. HEAD GASKET(S)	V. COVER(S) W/GASKETS	OIL PUMP	OIL PICKUP	OIL PAN	FRONT TIMING COVER	TIMING INNER COVER	ALTERNATOR BRACKET	WATER PUMP	INSTALLER'S GASKET SET	RETURNABLE CONTAINER	CARDBOARD BOX	WOODEN BOX	
2004-1998	3.5L SOHC Aluminum	x	x	x	x	x	x		x		x	x	x		x		x	x				x	x	x	x								
2002-1998	3.2L SOHC Aluminum																																

3.2L/3.5L ALUMINUM SOHC V6 LONG BLOCK MATRIX

3.3L/3.8L V6 LONG BLOCK



3 YEARS/80,000 MILES
REMAN
POWERTRAIN WARRANTY

PRODUCT FEATURES:

- New Pistons, Pins and Rings
- New Timing Chain
- New Main, Connecting Rod, and Cam Bearings
- New Lifters
- New Gaskets and Seals
- Timing Chain Cover w/Oil Pump
- Gasket Pack Includes:

> PLENUM INTAKE MANIFOLD GASKET

> WATER PUMP SEAL


> INTAKE MANIFOLD GASKET

> CRANKSHAFT SPROCKET WASHER

> CRANKSHAFT SPROCKET SCREW

All other components are remanufactured to DaimlerChrysler Engineering specifications or replaced with O.E. parts.

- Remanufactured Block
- Remanufactured Cylinder Heads
- Remanufactured Crankshaft
- Remanufactured Connecting Rods
- Remanufactured Camshaft
- Remanufactured Oil Pump
- Remanufactured Valves
- Remanufactured Valve Covers
- Remanufactured Oil Pan and Pickup Tube



3.3L/3.8L CYLINDER HEAD

PRODUCT FEATURES:

- Remanufactured Cylinder Head
- Rocker Shaft
- Rockers
- Remanufactured Valves and Springs
- 100% Vacuum Leak Tested to Ensure Reliable and Dependable Performance
- Cylinder Head Gasket – Order Separately



3.3L/3.8L V6 LONG BLOCK MATRIX

3.3L/3.8L CYLINDER HEAD MATRIX

MODEL YEAR	ENGINE	
2003-1990	3.3L/3.8L OHV	
		X CYLINDER HEAD
		CAMSHAFT(S)
		X VALVES AND SPRINGS
		X ROCKER ARMS
		X ROCKER SHAFTS
		TAPPETS
		LASH ADJUSTERS
		SPARK PLUG TUBES
		CYL. HEAD GASKET
		INSTALLER'S GASKET SET
		X CARDBOARD BOX

3.3L/3.8L CYLINDER HEAD MATRIX

MODEL YEAR	ENGINE		
2003-1991	3.8L OHV		
2003-1990	3.3L OHV		
		X	X CYLINDER BLOCK
		X	X CYLINDER HEAD(S)
		X	X CRANKSHAFT
		X	X MAIN & ROD BEARINGS
		X	X CONNECTING ROD SET
		X	X PISTON, PIN, RINGS SET
			INTERMEDIATE SHAFT
		X	X CAMSHAFT(S)
			BALANCE SHAFT SYSTEM
		X	X VALVES AND SPRINGS
		X	X ROCKER ARMS
		X	X ROCKER SHAFTS
		X	X PUSH RODS
		X	X TAPPETS
			LASH ADJUSTERS
			SPARK PLUG TUBES
			TIMING BELT SYSTEM
		X	X TIMING CHAIN SYSTEM
		X	X CYL. HEAD GASKET(S)
		X	X V. COVER(S) W/GASKETS
		X	X OIL PUMP
		X	X OIL PICKUP
		X	X OIL PAN
		X	X FRONT TIMING COVER
			TIMING INNER COVER
			ALTERNATOR BRACKET
			WATER PUMP
		X	X INSTALLER'S GASKET SET
			RETURNABLE CONTAINER
			CARDBOARD BOX
		X	X WOODEN BOX

3.3L/3.8L V6 LONG BLOCK MATRIX

3.5L V6 LONG BLOCK (CAST IRON)




3 YEARS/80,000 MILES
REMAN
POWERTRAIN WARRANTY

PRODUCT FEATURES:

- New Pistons, Pins and Rings
- New Timing Belt and Tensioner
- New Main and Connecting Rod Bearings
- New Freeze Plugs
- New Gaskets and Seals
- New Water Pump
- Timing Belt Covers
- Gasket Pack Includes:
 - > WATER OUTLET GASKET
 - > PLENUM INTAKE MANIFOLD GASKET
 - > INTAKE MANIFOLD GASKET
 - > FUEL RAIL GASKET
 - > CRANKSHAFT SPROCKET SCREW
 - > CRANKSHAFT SPROCKET WASHER
- Remanufactured Block
- Remanufactured Cylinder Heads
- Remanufactured Crankshaft
- Remanufactured Connecting Rods
- Remanufactured Oil Pump
- Remanufactured Valves
- Remanufactured Valve Covers
- Remanufactured Oil Pan and Pickup Tube
- Remanufactured Camshafts


All other components are remanufactured to DaimlerChrysler Engineering specifications or replaced with O.E. parts.



3.5L CYLINDER HEAD

PRODUCT FEATURES:

- Remanufactured Cylinder Head
- Remanufactured Camshaft
- Remanufactured Rocker Arms
- Remanufactured Intake & Exhaust Valves
- Remanufactured Rocker Shafts and Pedestals
- Remanufactured Springs
- 100% Vacuum Leak Tested to Ensure Reliable and Dependable Performance
- Spark Plug Tubes
- Gasket Pack Includes:
 - > PLENUM INTAKE MANIFOLD GASKET
 - > INTAKE MANIFOLD GASKET (2)
 - > CYLINDER HEAD COVER GASKET
 - > CYLINDER HEAD GASKET
 - > THRUST PLATE O-RING
 - > FUEL RAIL GASKET (2)
 - > SPARK PLUG TUBE SEAL (3)



3.5L V6 LONG BLOCK MATRIX 3.5L CYLINDER HEAD MATRIX

MODEL YEAR	ENGINE
1997-1998	3.5L SOHC Iron
x	CYLINDER HEAD
x	CAMSHAFT(S)
x	VALVES AND SPRINGS
x	ROCKER ARMS
x	ROCKER SHAFTS
x	TAPPETS
	LASH ADJUSTERS
x	SPARK PLUG TUBES
x	CYL. HEAD GASKET
x	INSTALLER'S GASKET SET
x	CARDBOARD BOX

3.5L CYLINDER HEAD MATRIX

MODEL YEAR	ENGINE
1997-1998	3.5L SOHC Iron
x	CYLINDER BLOCK
x	CYLINDER HEAD(S)
x	CRANKSHAFT
x	MAIN & ROD BEARINGS
x	CONNECTING ROD SET
x	PISTON, PIN, RINGS SET
	INTERMEDIATE SHAFT
x	CAMSHAFT(S)
	BALANCE SHAFT SYSTEM
x	VALVES AND SPRINGS
x	ROCKER ARMS
x	ROCKER SHAFTS
	PUSH RODS
x	TAPPETS
	LASH ADJUSTERS
x	SPARK PLUG TUBES
x	TIMING BELT SYSTEM
	TIMING CHAIN SYSTEM
x	CYL. HEAD GASKET(S)
x	V. COVER(S) W/GASKETS
x	OIL PUMP
x	OIL PICKUP
x	OIL PAN
x	FRONT TIMING COVER
x	TIMING INNER COVER
	ALTERNATOR BRACKET
x	WATER PUMP
x	INSTALLER'S GASKET SET
	RETURNABLE CONTAINER
x	CARDBOARD BOX
	WOODEN BOX

3.5L V6 LONG BLOCK MATRIX


3.7L V6 LONG BLOCK (CAST IRON)



3 YEARS/80,000 MILES
REMAN
POWERTRAIN WARRANTY

PRODUCT FEATURES:


- New Pistons, Pins and Rings
- New Timing Chain
- New Main and Connecting Rod Bearings
- New Lifters
- New Freeze Plugs
- Timing Chain Cover with Oil Pump
- Gasket Pack Includes:
 - > *PLENUM INTAKE MANIFOLD GASKET*
 - > *WATER PUMP SEAL*
 - > *INTAKE MANIFOLD GASKET*
- Remanufactured Cylinder Block
- Remanufactured Cylinder Heads
- Remanufactured Crankshaft
- Remanufactured Connecting Rods
- Remanufactured Oil Pump
- Remanufactured Valves



3.7L CYLINDER HEAD

PRODUCT FEATURES:

- Remanufactured Valves and Springs
- 100% Vacuum Leak Tested to Ensure Reliable and Dependable Performance
- Cylinder Head Gasket



3.7L V6 LONG BLOCK MATRIX 3.7L CYLINDER HEAD MATRIX

MODEL YEAR	ENGINE
2004-2002	3.7L SOHC
x	CYLINDER HEAD
	CAMSHAFT(S)
x	VALVES AND SPRINGS
	ROCKER ARMS
	ROCKER SHAFTS
	TAPPETS
	LASH ADJUSTERS
	SPARK PLUG TUBES
x	CYL. HEAD GASKET
	INSTALLER'S GASKET SET
x	CARDBOARD BOX

3.7L CYLINDER HEAD MATRIX

MODEL YEAR	ENGINE
2004-2002	3.7L SOHC
x	CYLINDER BLOCK
x	CYLINDER HEAD(S)
x	CRANKSHAFT
x	MAIN & ROD BEARINGS
x	CONNECTING ROD SET
x	PISTON, PIN, RINGS SET
	INTERMEDIATE SHAFT
x	CAMSHAFT(S)
	BALANCE SHAFT SYSTEM
x	VALVES AND SPRINGS
x	ROCKER ARMS
	ROCKER SHAFTS
	PUSH RODS
x	TAPPETS
	LASH ADJUSTERS
	SPARK PLUG TUBES
	TIMING BELT SYSTEM
x	TIMING CHAIN SYSTEM
x	CYL. HEAD GASKET(S)
	V. COVER(S) W/GASKETS
x	OIL PUMP
x	OIL PICKUP
	OIL PAN
	FRONT TIMING COVER
x	TIMING INNER COVER
	ALTERNATOR BRACKET
x	WATER PUMP
x	INSTALLER'S GASKET SET
	RETURNABLE CONTAINER
x	CARDBOARD BOX
	WOODEN BOX

3.7L V6 LONG BLOCK MATRIX

3.9L V6 LONG BLOCK



3 YEARS/80,000 MILES
REMAN
POWERTRAIN WARRANTY

PRODUCT FEATURES:

- New Pistons, Pins and Rings
- New Timing Chain
- New Main, Connecting Rod and Cam Bearings
- New Gaskets and Seals
- New Oil Pump
- New Tappets
- 3.9L Magnum Gasket Pack Includes:


- > INTAKE DOWELS (4)
- > EGR GASKET
- > WATER PUMP GASKET
- > INTAKE GASKET PACKAGE
- > OIL PAN GASKET
- > VALVE COVER GASKETS (2)
- > EGR TUBE GASKET
- > THERMOSTAT GASKET
- > TIMING CHAIN COVER GASKET
- > THROTTLE BODY GASKET
- > WATER JACKET PLUGS (2)
- > FRONT SEAL

All other components are remanufactured to DaimlerChrysler Engineering specifications or replaced with O.E. parts.

- Remanufactured Crankshaft
- Remanufactured Cylinder Heads
- Remanufactured Cylinder Block
- Remanufactured Connecting Rods
- Remanufactured Camshaft
- Remanufactured Valves
- Remanufactured Rocker Arms

- 3.9L Pre-Magnum Gasket Pack Includes:

- > INTAKE DOWELS (2)
- > EGR GASKET
- > OIL PAN KIT
- > WATER PUMP GASKET
- > RIGHT INTAKE GASKET
- > LEFT INTAKE GASKET
- > REAR INTAKE GASKET
- > VALVE COVER GASKETS (2)
- > EGR TUBE GASKET
- > THERMOSTAT GASKET
- > TIMING CHAIN COVER GASKET
- > THROTTLE BODY GASKET
- > WATER JACKET PLUGS (2)
- > FRONT SEAL



3.9L CYLINDER HEAD

PRODUCT FEATURES:

Note: The 3.9L Magnum Cylinder Head comes complete except for rocker arms and cylinder head gasket, which must be ordered separately.

- Remanufactured Cylinder Head
- Remanufactured Valves
- Remanufactured Springs
- New Seals
- New Freeze Plugs
- 100% Vacuum Leak Tested to Ensure Reliable and Dependable Performance



3.9L V6 LONG BLOCK MATRIX 3.9L CYLINDER HEAD MATRIX

MODEL YEAR	ENGINE
2003-1986	3.9L OHV
X	CYLINDER HEAD
	CAMSHAFT(S)
X	VALVES AND SPRINGS
	ROCKER ARMS
	ROCKER SHAFTS
	TAPPETS
	LASH ADJUSTERS
	SPARK PLUG TUBES
	CYL. HEAD GASKET
	INSTALLER'S GASKET SET
X	CARDBOARD BOX

3.9L CYLINDER HEAD MATRIX

MODEL YEAR	ENGINE
2003-1992	3.9L OHV
1991-1986	3.9L OHV
X	CYLINDER BLOCK
X	CYLINDER HEAD(S)
X	CRANKSHAFT
X	MAIN & ROD BEARINGS
X	CONNECTING ROD SET
X	PISTON, PIN, RINGS SET
	INTERMEDIATE SHAFT
X	CAMSHAFT(S)
	BALANCE SHAFT SYSTEM
X	VALVES AND SPRINGS
X	ROCKER ARMS
X	ROCKER SHAFTS
X	PUSH RODS
X	TAPPETS
	LASH ADJUSTERS
	SPARK PLUG TUBES
	TIMING BELT SYSTEM
X	TIMING CHAIN SYSTEM
X	CYL. HEAD GASKET(S)
	V. COVER(S) W/GASKETS
X	OIL PUMP
	OIL PICKUP
	OIL PAN
	FRONT TIMING COVER
	TIMING INNER COVER
	ALTERNATOR BRACKET
	WATER PUMP
X	INSTALLER'S GASKET SET
X	RETURNABLE CONTAINER
	CARDBOARD BOX
	WOODEN BOX

3.9L V6 LONG BLOCK MATRIX

4.0L I-6 JEEP® LONG BLOCK



3 YEARS/80,000 MILES
REMAN
POWERTRAIN WARRANTY

PRODUCT FEATURES:

- New Pistons, Pins and Rings
- New Timing Chain and Gears
- New Main, Connecting Rod and Cam Bearings
- New Gaskets and Seals
- New Intake and Exhaust Valves
- New Valve Springs
- New Push Rods
- New Oil Pump and Pickup Screen
- New Camshaft and Lifters
- New Core Hole/Expansion Plugs
- Gasket Pack Includes:
 - > WATER PUMP GASKET
 - > THERMOSTAT GASKET
 - > DISTRIBUTOR GASKET
 - > THROTTLE BODY GASKET
 - > INTAKE AND EXHAUST GASKET
 - > VALVE COVER GASKET (1996-UP)
- Remanufactured Crankshaft
- Remanufactured Cylinder Head
- Remanufactured Cylinder Block
- Remanufactured Connecting Rods

All other components are remanufactured to DaimlerChrysler Engineering specifications or replaced with O.E. parts.



4.0L JEEP® CYLINDER HEAD

PRODUCT FEATURES:

- Remanufactured Cylinder Head
- New Intake and Exhaust Valves
- New Seals
- New Freeze Plugs
- 100% Vacuum Leak Tested to Ensure Reliable and Dependable Performance
- Cylinder Head Gasket – Order Separately



4.0L I-6 JEEP® LONG BLOCK MATRIX 4.0L JEEP® CYLINDER HEAD MATRIX

MODEL YEAR	ENGINE		
2004-1987	4.0L	X	CYLINDER HEAD
			CAMSHAFT(S)
		X	VALVES AND SPRINGS
			ROCKER ARMS
			ROCKER SHAFTS
			TAPPETS
			LASH ADJUSTERS
			SPARK PLUG TUBES
			CYL. HEAD GASKET
			INSTALLER'S GASKET SET
		X	CARDBOARD BOX

4.0L JEEP® CYLINDER HEAD MATRIX

MODEL YEAR	ENGINE		
2004-1987	4.0L	X	CYLINDER BLOCK
		X	CYLINDER HEAD(S)
		X	CRANKSHAFT
		X	MAIN & ROD BEARINGS
		X	CONNECTING ROD SET
		X	PISTON, PIN, RINGS SET
			INTERMEDIATE SHAFT
		X	CAMSHAFT(S)
			BALANCE SHAFT SYSTEM
		X	VALVES AND SPRINGS
		X	ROCKER ARMS
			ROCKER SHAFTS
		X	PUSH RODS
		X	TAPPETS
			LASH ADJUSTERS
			SPARK PLUG TUBES
			TIMING BELT SYSTEM
		X	TIMING CHAIN SYSTEM
		X	CYL. HEAD GASKET(S)
			V. COVER(S) W/GASKETS
		X	OIL PUMP
		X	OIL PICKUP
		X	OIL PAN
		X	FRONT TIMING COVER
			TIMING INNER COVER
			ALTERNATOR BRACKET
			WATER PUMP
		X	INSTALLER'S GASKET SET
		X	RETURNABLE CONTAINER
			CARDBOARD BOX
			WOODEN BOX

4.0L I-6 JEEP® LONG BLOCK MATRIX


4.7L V8 LONG BLOCK



3 YEARS/80,000 MILES
REMAN
POWERTRAIN WARRANTY

PRODUCT FEATURES:


- New Pistons, Pins and Rings
- New Timing Chains, Guides, and Tensioners
- New Main, Connecting Rod Bearings
- New Freeze Plugs
- New Gaskets and Seals
- Gasket Pack Includes:
 - > VALVE COVER GASKETS
 - > WATER OUTLET GASKET
 - > PLENUM INTAKE MANIFOLD GASKET
 - > INTAKE MANIFOLD GASKETS
 - > FUEL RAIL GASKET
- Remanufactured Cylinder Block
- Remanufactured Crankshaft
- Remanufactured Cylinder Heads
- Remanufactured Valves and Springs
- Remanufactured Camshafts (2)
- Remanufactured Rocker Arms (16)
- Remanufactured Oil Pump
- Remanufactured Connecting Rods



4.7L CYLINDER HEAD

PRODUCT FEATURES:

- Remanufactured Valves and Springs
- 100% Vacuum Leak Tested to Ensure Reliable and Dependable Performance
- Cylinder Head Gasket



4.7L V8 LONG BLOCK MATRIX 4.7L CYLINDER HEAD MATRIX

4.7L V8 LONG BLOCK MATRIX

MODEL YEAR	ENGINE	CYLINDER BLOCK	CYLINDER HEAD(S)	CRANKSHAFT	MAIN & ROD BEARINGS	CONNECTING ROD SET	PISTON, PIN, RINGS SET	INTERMEDIATE SHAFT	CAMSHAFT(S)	BALANCE SHAFT SYSTEM	VALVES AND SPRINGS	ROCKER ARMS	ROCKER SHAFTS	PUSH RODS	TAPPETS	LASH ADJUSTERS	SPARK PLUG TUBES	TIMING BELT SYSTEM	TIMING CHAIN SYSTEM	CYL. HEAD GASKET(S)	V. COVER(S) W/GASKETS	OIL PUMP	OIL PICKUP	OIL PAN	FRONT TIMING COVER	TIMING INNER COVER	ALTERNATOR BRACKET	WATER PUMP	INSTALLER'S GASKET SET	RETURNABLE CONTAINER	CARDBOARD BOX	WOODEN BOX
2004-2002 (High Output)	4.7L WJ (High Output)	X	X	X	X	X	X		X		X	X			X				X	X						X					X	
2002.5	4.7L DN (w/NGC)	X	X	X	X	X	X		X		X	X			X				X	X						X					X	
2002	4.7L DR	X	X	X	X	X	X		X		X	X			X				X	X						X					X	
2002-2001	4.7L AN, DN (JTEC Only)	X	X	X	X	X	X		X		X	X			X				X	X						X					X	
2002-1999	4.7L WJ	X	X	X	X	X	X		X		X	X			X				X	X						X					X	

4.7L CYLINDER HEAD MATRIX

MODEL YEAR	ENGINE	CYLINDER HEAD	CAMSHAFT(S)	VALVES AND SPRINGS	ROCKER ARMS	ROCKER SHAFTS	TAPPETS	LASH ADJUSTERS	SPARK PLUG TUBES	CYL. HEAD GASKET	INSTALLER'S GASKET SET	CARDBOARD BOX
2004-1999	4.7L SOHC	X		X						X		X

5.2L V8 LONG BLOCK



3 YEARS/80,000 MILES
REMAN
POWERTRAIN WARRANTY

PRODUCT FEATURES:


- New Pistons, Pins and Rings
 - New Timing Chain
 - New Main, Connecting Rod and Cam Bearings
 - New Gaskets and Seals
 - New Oil Pump
 - New Tappets
 - 5.2L Magnum Long Block Gasket Pack Includes:
- Remanufactured Crankshaft
 - Remanufactured Cylinder Heads
 - Remanufactured Cylinder Block
 - Remanufactured Connecting Rods
 - Remanufactured Camshaft
 - Remanufactured Rocker Arms
 - Remanufactured Valves

- > INTAKE DOWELS (4)
- > WATER PUMP GASKET
- > INTAKE GASKET PACKAGE
- > OIL PAN GASKET
- > VALVE COVER GASKETS (2)
- > EGR TUBE GASKET
- > THERMOSTAT GASKET
- > TIMING CHAIN COVER GASKET
- > THROTTLE BODY GASKET
- > WATER JACKET PLUGS (2)
- > FRONT SEAL
- > EGR VALVE GASKET

All other components are remanufactured to DaimlerChrysler Engineering specifications or replaced with O.E. parts.

- 5.2L Pre-Magnum Long Block Gasket Pack Includes:

- > INTAKE DOWELS (2)
- > WATER PUMP GASKET
- > INTAKE GASKET PACKAGE
- > OIL PAN GASKET KIT
- > VALVE COVER GASKETS (2)
- > EGR VALVE GASKET
- > THERMOSTAT GASKET
- > TIMING CHAIN COVER GASKET
- > THROTTLE BODY GASKET
- > EGR TUBE GASKET
- > FRONT SEAL



5.2L CYLINDER HEAD

PRODUCT FEATURES:

Note: The 5.2L Magnum Cylinder Head comes complete, except for rocker arms and cylinder head gasket, which must be ordered separately.

- Remanufactured Cylinder Head
- Remanufactured Valve Springs
- New Freeze Plugs
- Remanufactured Valves
- New Seals
- 100% Vacuum Leak Tested to Ensure Reliable and Dependable Performance



5.2L V8 LONG BLOCK MATRIX 5.2L CYLINDER HEAD MATRIX

MODEL YEAR	ENGINE	
2003-1975	5.2L OHV	
x		CYLINDER HEAD
		CAMSHAFT(S)
x		VALVES AND SPRINGS
		ROCKER ARMS
		ROCKER SHAFTS
		TAPPETS
		LASH ADJUSTERS
		SPARK PLUG TUBES
		CYL. HEAD GASKET
		INSTALLER'S GASKET SET
x		CARDBOARD BOX

5.2L CYLINDER HEAD MATRIX

MODEL YEAR	ENGINE	
2003-1992	5.2L OHV	
1991-1975	5.2L OHV	
x	x	CYLINDER BLOCK
x	x	CYLINDER HEAD(S)
x	x	CRANKSHAFT
x	x	MAIN & ROD BEARINGS
x	x	CONNECTING ROD SET
x	x	PISTON, PIN, RINGS SET
		INTERMEDIATE SHAFT
x	x	CAMSHAFT(S)
		BALANCE SHAFT SYSTEM
x	x	VALVES AND SPRINGS
x	x	ROCKER ARMS
x		ROCKER SHAFTS
x	x	PUSH RODS
x	x	TAPPETS
		LASH ADJUSTERS
		SPARK PLUG TUBES
		TIMING BELT SYSTEM
x	x	TIMING CHAIN SYSTEM
x	x	CYL. HEAD GASKET(S)
		V. COVER(S) W/GASKETS
x	x	OIL PUMP
		OIL PICKUP
		OIL PAN
		FRONT TIMING COVER
		TIMING INNER COVER
		ALTERNATOR BRACKET
		WATER PUMP
x	x	INSTALLER'S GASKET SET
x	x	RETURNABLE CONTAINER
		CARDBOARD BOX
		WOODEN BOX

5.2L V8 LONG BLOCK MATRIX

5.7L HEMI® LONG BLOCK




3 YEARS/80,000 MILES
REMAN
POWERTRAIN WARRANTY

PRODUCT FEATURES:

- New Pistons, Pins and Rings
- New Timing Chain
- New Bearings
- New Gaskets and Seals
- New Timing Gears
- Remanufactured Cylinder Block
- Remanufactured Cylinder Heads
- Remanufactured Crankshaft
- Remanufactured Connecting Rods
- Remanufactured Camshaft
- Remanufactured Intake Valves
- Remanufactured Lifters

All other components are remanufactured to DaimlerChrysler Engineering specifications or replaced with O.E. parts.




5.7L HEMI® CYLINDER HEAD

PRODUCT FEATURES:

Note: The 5.7L Magnum Cylinder Head comes complete, except for rocker arms and cylinder head gasket, which must be ordered separately.

- Remanufactured Cylinder Head
- Remanufactured Valve Springs
- New Freeze Plugs
- Remanufactured Valves
- New Seals
- 100% Vacuum Leak Tested to Ensure Reliable and Dependable Performance



5.7L HEMI® LONG BLOCK ENGINE MATRIX

5.7L HEMI® CYLINDER HEAD MATRIX

MODEL YEAR	ENGINE	
2007-2008	5.7L Hemi	
x		CYLINDER HEAD
		CAMSHAFT(S)
x		VALVES AND SPRINGS
		ROCKER ARMS
		ROCKER SHAFTS
		TAPPETS
		LASH ADJUSTERS
		SPARK PLUG TUBES
		CYL. HEAD GASKET
		INSTALLER'S GASKET SET
x		CARDBOARD BOX

5.7L HEMI® CYLINDER HEAD MATRIX

MODEL YEAR	ENGINE	
2007-2008	5.7L Hemi	
x		CYLINDER BLOCK
x		CYLINDER HEAD(S)
x		CRANKSHAFT
x		MAIN & ROD BEARINGS
x		CONNECTING ROD SET
x		PISTON, PIN, RINGS SET
		INTERMEDIATE SHAFT
x		CAMSHAFT(S)
		BALANCE SHAFT SYSTEM
x		VALVES AND SPRINGS
x		ROCKER ARMS
x		ROCKER SHAFTS
x		PUSH RODS
x		TAPPETS
		LASH ADJUSTERS
x		SPARK PLUG TUBES
		TIMING BELT SYSTEM
x		TIMING CHAIN SYSTEM
x		CYL. HEAD GASKET(S)
x		V. COVER(S) W/GASKETS
x		OIL PUMP
x		OIL PICKUP
x		OIL PAN
x		FRONT TIMING COVER
		TIMING INNER COVER
		ALTERNATOR BRACKET
		WATER PUMP
		INSTALLER'S GASKET SET
x		RETURNABLE CONTAINER
		CARDBOARD BOX
		WOODEN BOX

5.7L HEMI® LONG BLOCK ENGINE MATRIX

5.9L V8 LONG BLOCK



3 YEARS/80,000 MILES
REMAN
POWERTRAIN WARRANTY

PRODUCT FEATURES:

- New Pistons, Pins and Rings
- New Timing Chain
- New Main, Connecting Rod and Cam Bearings
- New Gaskets and Seals
- New Oil Pump
- New Tappets
- 5.9L Magnum Long Block Gasket Pack Includes:


- > EGR TUBE GASKET
- > INTAKE DOWELS (4)
- > WATER PUMP GASKET
- > OIL PAN GASKET
- > VALVE COVER GASKETS (2)
- > THERMOSTAT GASKET
- > TIMING CHAIN COVER GASKET
- > THROTTLE BODY GASKET
- > WATER JACKET PLUGS (2)
- > FRONT SEAL
- > EGR VALVE GASKET
- > INTAKE GASKET PACKAGE

All other components are remanufactured to DaimlerChrysler Engineering specifications or replaced with O.E. parts.

- Remanufactured Crankshaft
- Remanufactured Cylinder Heads
- Remanufactured Cylinder Block
- Remanufactured Connecting Rods
- Remanufactured Camshaft
- Remanufactured Rocker Arms
- Remanufactured Valves

- 5.9L Pre-Magnum Long Block Gasket Pack Includes:

- > INTAKE DOWELS (6)
- > EGR VALVE GASKET
- > WATER PUMP GASKET
- > INTAKE GASKET PACKAGE
- > VALVE COVER GASKETS (2)
- > EGR TUBE GASKET
- > TIMING CHAIN COVER GASKET
- > THROTTLE BODY GASKET
- > OIL PAN GASKET
- > FRONT SEAL



5.9L CYLINDER HEAD

PRODUCT FEATURES:

Note: The 5.9L Magnum Cylinder Head comes complete, except for rocker arms and cylinder head gasket, which must be ordered separately.

- Remanufactured Cylinder Head
- Remanufactured Valve Springs
- New Freeze Plugs
- Remanufactured Valves
- New Seals
- 100% Vacuum Leak Tested to Ensure Reliable and Dependable Performance



5.9L V8 LONG BLOCK MATRIX 5.9L CYLINDER HEAD MATRIX

MODEL YEAR	ENGINE	
2003-1975	5.9L OHV	
x		CYLINDER HEAD
		CAMSHAFT(S)
x		VALVES AND SPRINGS
		ROCKER ARMS
		ROCKER SHAFTS
		TAPPETS
		LASH ADJUSTERS
		SPARK PLUG TUBES
		CYL. HEAD GASKET
		INSTALLER'S GASKET SET
x		CARDBOARD BOX

5.9L CYLINDER HEAD MATRIX

MODEL YEAR	ENGINE	
2003-1993	5.9L OHV	
1993-1979	5.9L AMC	
1992-1975	5.9L OHV	
x		CYLINDER BLOCK
x		CYLINDER HEAD(S)
x		CRANKSHAFT
x		MAIN & ROD BEARINGS
x		CONNECTING ROD SET
x		PISTON, PIN, RINGS SET
		INTERMEDIATE SHAFT
x		CAMSHAFT(S)
		BALANCE SHAFT SYSTEM
x		VALVES AND SPRINGS
x		ROCKER ARMS
x		ROCKER SHAFTS
x		PUSH RODS
x		TAPPETS
		LASH ADJUSTERS
		SPARK PLUG TUBES
		TIMING BELT SYSTEM
x		TIMING CHAIN SYSTEM
x		CYL. HEAD GASKET(S)
		V. COVER(S) W/GASKETS
x		OIL PUMP
		OIL PICKUP
		OIL PAN
		FRONT TIMING COVER
		TIMING INNER COVER
		ALTERNATOR BRACKET
		WATER PUMP
x		INSTALLER'S GASKET SET
x		RETURNABLE CONTAINER
		CARDBOARD BOX
		WOODEN BOX

5.9L V8 LONG BLOCK MATRIX

8.0L V10 MAGNUM LONG BLOCK




3 YEARS/80,000 MILES
REMAN
POWERTRAIN WARRANTY

PRODUCT FEATURES:

- New Pistons, Pins and Rings
- New Timing Chain
- New Main, Connecting Rod and Cam Bearings
- New Lifters
- New Gaskets and Seals
- Gasket Pack Includes:
 - > WATER OUTLET GASKET
 - > UPPER INTAKE GASKET
 - > EXHAUST MANIFOLD GASKETS (2)
 - > VALVE COVER GASKETS
 - > INTAKE GASKETS (2)
 - > INTAKE SEALS (2)
 - > THROTTLE BODY GASKET
 - > EGR VALVE GASKET (94-95 ONLY)
 - > EGR TUBE GASKET (94-95 ONLY)
- Remanufactured Crankshaft
- Remanufactured Cylinder Heads
- Remanufactured Cylinder Block
- Remanufactured Connecting Rods
- Remanufactured Front Cover
- Remanufactured Oil Pump
- Remanufactured Oil Pan
- Remanufactured Camshaft
- Remanufactured Rocker Arms
- Remanufactured Valves

All other components are remanufactured to DaimlerChrysler Engineering specifications or replaced with O.E. parts.



(ENGINE INCLUDES OIL PAN, EVEN THOUGH NOT SHOWN IN PICTURE.)

8.0L CYLINDER HEAD

PRODUCT FEATURES:

Note: The 8.0L Magnum cylinder head comes complete except for cylinder head gasket. Refer to Tech Tips for additional details.

- Remanufactured Cylinder Head
- Remanufactured Valves
- New Springs
- Remanufactured Rocker Arms
- New Seals
- New Freeze Plugs
- 100% Vacuum Leak Tested to Ensure Reliable and Dependable Performance



8.0L V10 MAGNUM LONG BLOCK MATRIX

8.0L CYLINDER HEAD MATRIX

MODEL YEAR	ENGINE
2003-1994	8.0L OHV Iron
X	CYLINDER HEAD
	CAMSHAFT(S)
X	VALVES AND SPRINGS
X	ROCKER ARMS
	ROCKER SHAFTS
	TAPPETS
	LASH ADJUSTERS
	SPARK PLUG TUBES
	CYL. HEAD GASKET
	INSTALLER'S GASKET SET
X	CARDBOARD BOX

8.0L CYLINDER HEAD MATRIX

MODEL YEAR	ENGINE
2003-1994	8.0L OHV Iron
X	CYLINDER BLOCK
X	CYLINDER HEAD(S)
X	CRANKSHAFT
X	MAIN & ROD BEARINGS
X	CONNECTING ROD SET
X	PISTON, PIN, RINGS SET
	INTERMEDIATE SHAFT
X	CAMSHAFT(S)
	BALANCE SHAFT SYSTEM
X	VALVES AND SPRINGS
X	ROCKER ARMS
	ROCKER SHAFTS
X	PUSH RODS
X	TAPPETS
	LASH ADJUSTERS
	SPARK PLUG TUBES
	TIMING BELT SYSTEM
X	TIMING CHAIN SYSTEM
X	CYL. HEAD GASKET(S)
	V. COVER(S) W/GASKETS
X	OIL PUMP
X	OIL PICKUP
X	OIL PAN
X	FRONT TIMING COVER
	TIMING INNER COVER
	ALTERNATOR BRACKET
	WATER PUMP
X	INSTALLER'S GASKET SET
X	RETURNABLE CONTAINER
	CARDBOARD BOX
	WOODEN BOX

8.0L V10 MAGNUM LONG BLOCK MATRIX

4.0L I-6 JEEP® SHORT BLOCK




3 YEARS/80,000 MILES
REMAN
POWERTRAIN WARRANTY

PRODUCT FEATURES:

- New Pistons, Pins and Rings
- New Timing Chain and Gears
- New Main, Connecting Rod and Cam Bearings
- New Gaskets and Seals
- New Oil Pump and Pickup Screen
- New Camshaft
- New Core Hole/Expansion Plugs
- Gasket Pack Includes:
 - > WATER PUMP GASKET
 - > THERMOSTAT GASKET
 - > DISTRIBUTOR GASKET
 - > THROTTLE BODY GASKET
 - > HEAD GASKET
- Remanufactured Crankshaft
- Remanufactured Cylinder Block
- Remanufactured Connecting Rods

All other components are remanufactured to DaimlerChrysler Engineering specifications or replaced with O.E. parts.



4.0L I-6 JEEP® SHORT BLOCK MATRIX

2001-1992	MODEL YEAR
4.0L I-6	ENGINE
x	CYLINDER BLOCK
x	CRANKSHAFT
x	MAIN & ROD BEARINGS
x	CONNECTING ROD SET
x	PISTON, PIN, RINGS SET
x	CAMSHAFT(S)
x	CYL. HEAD GASKET(S)
x	OIL PUMP
x	OIL PICKUP
x	OIL PAN
x	FRONT TIMING COVER
x	INSTALLER'S GASKET SET
x	RETURNABLE CONTAINER

4.0L I-6 JEEP® SHORT BLOCK MATRIX

5.2L MAGNUM SHORT BLOCK



3 YEARS/80,000 MILES
REMAN
POWERTRAIN WARRANTY

PRODUCT FEATURES:

- New Pistons, Pins and Rings
- New Bearings

Gasket Pack Not Included.

All other components are remanufactured to DaimlerChrysler Engineering specifications or replaced with O.E. parts.

- Remanufactured Crankshaft
- Remanufactured Cylinder Block
- Remanufactured Connecting Rods



5.9L MAGNUM SHORT BLOCK


PRODUCT FEATURES:

- New Pistons, Pins and Rings
- New Bearings

Gasket Pack Not Included.

All other components are remanufactured to DaimlerChrysler Engineering specifications or replaced with O.E. parts.

- Remanufactured Crankshaft
- Remanufactured Cylinder Block
- Remanufactured Connecting Rods



5.2L/5.9L MAGNUM SHORT BLOCK MATRIX

MODEL YEAR		ENGINE		
2003-1992	5.2L			
2003-1993	5.9L			
			X	X
			X	X
			X	X
			X	X
			X	X
			X	X
			X	X

5.2L/5.9L MAGNUM SHORT BLOCK MATRIX

LONG BLOCK ENGINES



3 YEARS/80,000 MILES
REMAN
POWERTRAIN WARRANTY

PASSENGER CARS

MODEL YEARS	APPLICATION/ENGINE DISPLACEMENT	REMAN PART NO.
2005-2003	2.0L SOHC Fed & LEV	R0420435AA
2004-2003	2.0L SOHC RT	R0420534AA
2002-2000	2.0L SOHC Fed & LEV	R0420402AA
2002	2.0L SOHC RT	R0420522AA
2001	2.0L SOHC RT	R0420511AA
1999-1998	2.0L SOHC LEV	R0420469AA
1999-1996	2.0L SOHC Fed	R0420469AA
1999-1995	2.0L DOHC (rear exhaust no oil pan; no valve cover)	R0420857AA
1999-1988	2.0L DOHC (front exhaust no oil pan; no valve cover)	R0420847AA
1997-1996	2.0L SOHC TLEV	R0420767AA
1995-1994	2.0L SOHC 16V (ECB) FED (no oil pan; no valve cover)	R0420445AA
1995-1989	2.2L EFI (EDF) rollers	R0522092
1987-1986	2.2L Turbo I (EDG)	R0522002
2005-2001	2.4L JR Body DOHC	R0424811AA
2002	2.4L PT Body w/o EGR DOHC	R3424722AA
2002	2.4L PT Body w/ EGR DOHC	R3424822AA
2002	2.4L JR Body DOHC	R0424822AA
2001	2.4L PT Body DOHC	R3424811AA
2000-1998	2.4L DOHC (no oil pan; no valve cover)	R0424880AA
1997-1996.5	2.4L DOHC (no oil pan; no valve cover)	R0424867AA
1996.5-1995	2.4L DOHC (no oil pan; no valve cover) (hydr belt tensioner)	R0424857AA
2000-1998	2.5L SOHC V6	R0625480
1997-1995	2.5L SOHC V6	R0625457
1995-1989	2.5L EFI (EDM) rollers	R0525092
2006	2.7L JR, LX Bodies (Available in July)	R1627066*
2005	2.7L JR, LX Bodies (Available in July)	R1627055*
2004	2.7L DOHC JR Body (w/NGC Controller)	R1627024
2003-2001	2.7L DOHC JR only (w/JTEC Controller)	R1627001
2004-2002	2.7L LH Body (NGC Controller)	R1627024
2001-2000	2.7L DOHC LH Body (w/JTEC Controller)	R1627001
1999-1998	2.7L DOHC LH Body	R1627089
2000-1987	3.0L (EFA) rollers	R0630045
1997-1991	3.0L (EFA) rollers	R0630013
1990-1987	3.0L Converted to rollers (EFA)	R0630070
2001-1998	3.2L SOHC LH Body (aluminum block)	R1632488
1997-1993.5	3.3L LH Body (EGB) Head Casting no. 4621510	R1633436
1994-1993.5	3.3L (EGA) all exc. LH Body, Head Casting no. 4621510	R0633435
1993.5-1993	3.3L LH Body (EGB) Head Casting no. 4448015	R1633433
1993.5-1990	3.3L (EGA) all exc. LH Body, Head Casting no. 4448015	R0633403

Note: R0630070 uses roller rocker arms. Original equipment uses slider-type rocker arms. The sticker provided with the Mopar Reman engine must be placed on the valve cover to identify it as a roller-type rocker engine.

* Not approved for use in new-vehicle warranty repair.

LONG BLOCK ENGINES

(CONTINUED)



3 YEARS/80,000 MILES
REMAN
POWERTRAIN WARRANTY

PASSENGER CARS (CONT.)

MODEL YEARS	APPLICATION/ENGINE DISPLACEMENT	REMAN PART NO.
2006	3.5L CS Body (Available in July)	R1635466*
2006-2005	3.5L LX Body (Available in July)	R1635056*
2005	3.5L CS Body (Available in July)	R1635455*
2004	3.5L CS Body (Available in July)	R1635444*
2004-2002	3.5L SOHC LH Body (aluminum block)	R1635024
2001-1998	3.5L SOHC LH Body (aluminum block)	R1635488
1997-1995	3.5L LH Body (EGE)	R1635457
1994-1993	3.5L LH Body (EGE)	R1635434
1987-1981	3.7L Federal w/cast crank & hydraulic lifter (Slant 6 225 CID)	R0501707AA
1993.5-1991	3.8L (EGH) Head Casting no. 4448015	R0638413
1990-1985	5.2L All passenger cars w/roller lifter	R2852250
1989-1985	5.2L All passenger cars non-roller	R2852057
1984-1975	5.2L All passenger cars non-roller	R2852054
2007-2006	5.7L LX Body - RWD (EZB) (Available in July)	R1857067AA*
2007-2006	5.7L LX Body - AWD (EZB) (Available in July)	R1857167AA*
2005	5.7L LX Body - RWD (EZB) (Available in July)	R1857055AA*
2005	5.7L LX Body - AWD (EZB) (Available in July)	R1857155AA*
1989-1975	5.9L All passenger cars	R2859059
1995-1992	8.0L V10 SR Body	R1080425AA
1996.5-1996	8.0L V10 SR Body	R1080466AA

* Not approved for use in new-vehicle warranty repair.

MINIVANS

MODEL YEARS	APPLICATION/ENGINE DISPLACEMENT	REMAN PART NO.
1993-1989	2.2L (EDF) rollers	R0522092
2002	2.4L RS	R0424822AA
2001	2.4L RS	R0424811AA
2000-1998	2.4L DOHC (no oil pan; no valve cover)	R0424880AA
1997-1996.5	2.4L DOHC (no oil pan; no valve cover)	R0424867AA
1996.5-1995	2.4L DOHC (no oil pan; no valve cover) (hydr belt tensioner)	R0424857AA
1995-1989	2.5L EFI (EDM) rollers	R0525092
2000-1987	3.0L (EFA)	R0630045
2003-2001	3.3L	R0633411
2000-1998	3.3L	R0633480
1997-1996	3.3L (EGA) Head Casting no. 4621510	R0633466
1995-1993.5	3.3L (EGA) Head Casting no. 4621510	R0633435
1993.5-1990	3.3L (EGA) Head Casting no. 4448015	R0633403
2003-2001	3.8L	R0638411
2000-1998	3.8L	R0638480
1997-1996	3.8L (EGH) Head Casting no. 4621510	R0638466
1995-1993.5	3.8L (EGH) Head Casting no. 4621510	R0638435
1993.5-1991	3.8L (EGH) Head Casting no. 4448015	R0638413

Note: R0630070 uses roller rocker arms. Original equipment uses slider-type rocker arms. The sticker provided with the Mopar Reman engine must be placed on the valve cover to identify it as a roller-type rocker engine.

* Not approved for use in new-vehicle warranty repair.

LONG BLOCK ENGINES

(CONTINUED)



3 YEARS/80,000 MILES
REMAN
POWERTRAIN WARRANTY

TRUCKS & VANS

MODEL YEARS	APPLICATION/ENGINE DISPLACEMENT	REMAN PART NO.
1988	2.2L Carb. rollers, overhead cam eng.	RT522088
2001-1996	2.5L Truck	R2425319AA
1995-1988	2.5L Truck rollers, overhead cam eng.	RT525094
2005-2004	2.7L VA Body, Diesel (complete engine w/accessories and harness)	R2527545AA
2003-2001	2.7L VA Body, Diesel (complete engine w/accessories and harness)	R2527513AA
2004	3.7L V-6 AN, HB, DR Bodies (w/NGC Controller)	R2637044*
2003-2002	3.7L V-6 DR Bodies (w/JTEC Controller)	R2637023*
2003-1992	3.9L V6 Magnum	R2639480
1991-1988	3.9L V6 w/roller lifters	R2639281
1988-1986	3.9L V6 non-roller	R2639067
2002.5	4.7L SOHC V8 DN Body (w/NGC Controller - sales code NZD)	R2847024
2002-2001	4.7L SOHC V8 WJ, AN, DN, DR Bodies (w/JTEC Controller - sales code NZC)	R2847014
2003-1992	5.2L V8 Magnum	R2852480
1991	5.2L V8 w/roller lifters	R2852211
1990-1985	5.2L V8 w/roller lifters	R2852250
1989-1985	5.2L V8 non-roller	R2852057
1984-1975	5.2L V8 non-roller	R2852054
2007-2006	5.7L Hemi - Ram 1500 (MDS) (EZB) (Available in July)	R2857167AA*
2007-2006	5.7L Hemi - Ram 2500, 3500 (non-MDS) (EZA) (Available in July)	R2857267AA*
2007-2006	5.7L Hemi - HB, HG Bodies (EZB) (Available in July)	R2857067AA*
2005-2004	5.7L Hemi - HB Body (EZA) (Available in July)	R2857045AA*
2005-2003	5.7L Hemi (For O.E. warranty)	R5142306AB
2004-2003	5.7L Hemi - Ram 1500	R2857034AA
2004-2003	5.7L Hemi - Ram 2500, 3500	R2857134AA
2003-2002	5.9L V8 Magnum (DR body only)	R2859423*
2003-1998	5.9L V8 Magnum (all except DR body)	R2859488
1997-1993	5.9L V8 Magnum	R2859436
1992-1985	5.9L V8 w/roller lifters	R2859292
1989-1975	5.9L V8 non-roller	R2859059
2003	8.0L DR Body	R2080433*
2002-1996	8.0L V10 (BR body only)	R2080411
1995-1994	8.0L V10 (BR body only)	R2080445

Note: From 1989-1985, both roller and non-roller 5.2L & 5.9L engines were used in trucks and vans. For 1988, both roller and non-roller 3.9L were used in trucks and vans.

Please be sure and specify the correct application when ordering these engines.

*Not approved for use in new-vehicle warranty repair.

LONG BLOCK ENGINES

(CONTINUED)



3 YEARS/80,000 MILES
REMAN
POWERTRAIN WARRANTY

JEEP®

MODEL YEARS	APPLICATION/ENGINE DISPLACEMENT	REMAN PART NO.
2002	2.4L KJ Body DOHC	R2424722AA
2002-1991	2.5L XJ, YJ, ZJ Bodies	R2425319AA
1990-1987	2.5L XJ, YJ, ZJ Bodies	R2425360AA
2004	3.7L V-6 KJ Body (w/ NGC Controller)	R2637044*
2003-2002	3.7L V-6 KJ Body (w/ JTEC Controller)	R2637023*
2004-2000	4.0L TJ Body	R2640492AA*
2004-1999	4.0L WJ Body	R2640492AA
2001-2000	4.0L XJ Body	R2640402AB†
1999-1996	4.0L (all except '99 Grand Cherokee)	R2640469AB
1995-1992	4.0L XJ, YJ, ZJ Bodies	R2640424AA
1991	4.0L XJ, YJ, ZJ Bodies	R2640411AA
1990-1987	4.0L XJ, YJ, ZJ Bodies	R2640470AA
2004-2002	4.7L SOHC V8 WJ Body (High Output)	R2847424*
2002-1999	4.7L SOHC V8 WJ Body (with JTEC Controller)	R2847014
1998	5.2L Magnum	R2852480
1997-1992	5.2L Magnum	R2852424
2007-2006	5.7L Hemi - WK, XK Bodies (EZB)	R2857367AA*
2005	5.7L Hemi - WK Body (EZB)	R2857355AA*
1998	5.9L V8 Magnum	R2859488
1991-1979	5.9L AMC J, SJ Bodies	JR527299AA

*Not approved for use in new-vehicle warranty repair.

†Must use vibration damper 33002920AC without oil slinger.

SHORT BLOCK ENGINES

MODEL YEARS	APPLICATION/ENGINE DISPLACEMENT	REMAN PART NO.
2001-1992	4.0L XJ Body	R9640421AA
1999-1992	4.0L YJ Body	R9640421AA
1998-1992	4.0L ZJ Body	R9640421AA
2003-1992	5.2L Magnum	R9852422
2007-2005	5.7L Hemi - MDS (EZB) All	R9257057AA*
2007-2003	5.7L Hemi - Non-MDS (EZA) All	R9857034AA*
2003-2002	5.9L Magnum (DR body only)	R9859423
2003-1993	5.9L Magnum	R9859488

*Not approved for use in new-vehicle warranty repair.

CYLINDER HEADS



3 YEARS/80,000 MILES
REMAN
POWERTRAIN WARRANTY

PASSENGER CARS

MODEL YEAR	APPLICATION/ENGINE DISPLACEMENT	CAMSHAFT	REMAN PART NO.
2005-2000	2.0L SOHC Fed, LEV (approved for use in new-vehicle warranty)	Yes	R5420402
2004-2002	2.0L SOHC R/T (approved for use in new-vehicle warranty)	Yes	R5420524
2001	2.0L SOHC R/T	Yes	R5420511
1999-1996	2.0L SOHC Fed, LEV, TLEV	Yes	R5420469
1999-1995	2.0L DOHC (rear exhaust w/valves)	No	R5420659
1999-1994	2.0L DOHC (front exhaust w/valves)	No	R5420649
1995-1994	2.0L SOHC 16V (ECB/ECH)	Yes	R5420445
1995-1988	2.2L rollers (EFI)	Yes	R5504082
1990-1989	2.2L Turbo IV, rollers	Yes	R5504102
1988	2.2L Turbo, rollers	Yes	R5522188
1987	2.2L Turbo II (high swirl)	Yes	R0553077
1987-1986	2.2L Turbo I (high swirl)	Yes	R0552067
1985	2.2L Turbo I	Yes	R0552155
1984-1983	2.2L Carb. E, G, H, K, L Bodies	Yes	R0550937
2002	2.4L JR, PT Bodies w/EGR	No	R5424822
2002	2.4L PT Body w/o EGR	No	R5424611
2001	2.4L JR Body w/o EGR	No	R5424611
2000-1995	2.4L DOHC (rear exhaust w/valves)	No	R5424650
2000-1998	2.5L SOHC (rear, right) V6	Yes	R6625480
2000-1998	2.5L SOHC (front, left) V6	Yes	R5625480
1997-1995	2.5L SOHC (rear, right) V6	Yes	R6625457
1997-1995	2.5L SOHC (front, left) V6	Yes	R5625457
1995-1988	2.5L Rollers (EFI)	Yes	R5504082
1995-1993	2.5L Flex fuel, rollers (EFI)	Yes	R5504935
1994-1989	2.5L Turbo, rollers	Yes	R5504102
1989-1988	2.5L Turbo II, rollers	Yes	R5504102
1987-1986	2.5L TBI (high swirl)	Yes	R0551067
2006	2.7L DOHC JR, LX Bodies (right) (Available in July)	No	R6627066*
	2.7L DOHC JR, LX Bodies (left) (Available in July)	No	R5627066*
2005-2001	2.7L DOHC JR Body (right)	No	R6627002*
	2.7L DOHC JR Body (left)	No	R5627002*
2005-2000	2.7L DOHC LH Body (right)	No	R6627002*
	2.7L DOHC LH Body (left)	No	R5627002*
1999-1998	2.7L DOHC LH Body (right)	No	R6627089
	2.7L DOHC LH Body (left)	No	R5627089
1997-1987	3.0L (w/valves and springs)	No	
2004-1998	3.2L LH Body SOHC (w/valves and springs)	No	R5635488
1997-1993.5	3.3L and 3.8L (head casting no. 4621510)	No	R5633436
1993.5-1990	3.3L and 3.8L (head casting no. 4448015)	No	R5633403
2006-2004	3.5L CS, LX Bodies (Available in July)	No	R5635446*
2004-1998	3.5L LH Body	No	R5635488
1997-1995	3.5L LH Body (left)	Yes	R5635457
1997-1995	3.5L LH Body (right)	Yes	R6635457
1994-1993	3.5L LH Body (left)	Yes	R5635434
2007-2005	5.7L Hemi (right) (Available in July)	No	R5857034AB*
2007-2005	5.7L Hemi (left) (Available in July)	No	R6857034AB*

*Not approved for use in new-vehicle warranty repair.

CYLINDER HEADS

(CONTINUED)



3 YEARS/80,000 MILES
REMAN
POWERTRAIN WARRANTY

MINIVANS

MODEL YEAR	APPLICATION/ENGINE DISPLACEMENT	CAMSHAFT	REMAN PART NO.
1995-1988	2.2L Rollers (EFI)	Yes	R5504082
1989	2.2L Turbo, rollers	Yes	R5522188
1987-1986	2.2L Carb. (high swirl) S Body	Yes	R0550067
1984	2.2L Carb. AS Body	Yes	R0550937
2002	2.4L RS Body w/EGR	No	R5424822
2001	2.4L RS Body	No	R5424611
2000-1995	2.4L DOHC (rear exhaust)	No	R5424650
1995-1988	2.5L Rollers (EFI)	Yes	R5504082
1990-1989	2.5L Turbo, rollers	Yes	R5504102
1987-1981	2.6L w/2 valve head	Yes	R5426017
1987-1981	2.6L w/3 valve head, jet valve	Yes	R5426117
2000-1987	3.0L (w/valves and springs)	No	RM553087
2003-2001	3.3L, 3.8L	No	R5633411
2000-1998	3.3L, 3.8L (head casting no. 4694183)	No	R5633480
1997-1994	3.3L NGV (head casting no. 4621510)	No	R5633947
1997-1993.5	3.3L, 3.8L (head casting no. 4621510)	No	R5633436
1993.5-1990	3.3L, 3.8L (head casting no. 4448015)	No	R5633403

TRUCKS, VANS AND JEEP®

(COMPLETE EXCEPT FOR ROCKER ARMS AND CYLINDER HEAD GASKET)

MODEL YEAR	APPLICATION/ENGINE DISPLACEMENT	REMAN PART NO.
1995-1988	2.2L/2.5L Rollers	R5504082
1987-1986	2.2L Carb. (high swirl) AN Body	R0550067
2002	2.4L KJ Body	R5424822
2002-1996	2.5L AN Body	R5625479
2002-1987	2.5L Jeep	R5625479
2004-2002	3.7L V-6 (left)	R5637022
2004-2002	3.7L V-6 (right)	R6637022
2003-1992	3.9L V6 Magnum	R5639480
1991-1986	3.9L V6	R5639261
2004-2000	4.0L TJ, XJ Bodies	R5640494
2004-1999	4.0L WJ Body	R5640494
1999-1996	4.0L Jeep (all except '99 Grand Cherokee)	R5640469
1995-1991	4.0L Jeep	R5640415
1990-1987	4.0L Jeep	R5640470

CYLINDER HEADS

(CONTINUED)



3 YEARS/80,000 MILES
REMAN
POWERTRAIN WARRANTY

TRUCKS, VANS AND JEEP®

(COMPLETE EXCEPT FOR ROCKER ARMS AND CYLINDER HEAD GASKET)


MODEL YEAR	APPLICATION/ENGINE DISPLACEMENT	REMAN PART NO.
2004-2002	4.7L WJ Body high output (left)	R5847424
2004-2002	4.7L WJ Body high output (right)	R6847424
2004-99	4.7L (left)	R5847099
2004-99	4.7L (right)	R6847099
2003-1992	5.2L V8 Magnum	R5852480
1991-1985	5.2L V8	R5852251
2007-2003	5.7L Hemi (left) (Available in July)	R5857034AA*
2007-2003	5.7L Hemi (right) (Available in July)	R6857034AA*
2003-1998	5.9L V8 Magnum	R5852480
1998	5.9L V8 Magnum (Jeep only)	R5852426
1997-1993	5.9L V8 Magnum (truck & van only)	R5852426
1992-1975	5.9L V8	R5859292
2003-1994	8.0L V10	R5080433

*Not approved for use in new-vehicle warranty repair.

TURBOCHARGERS

PRODUCT FEATURES:

- Completely new center housing rotating assemblies includes bearings and wheels
- All remanufactured turbochargers contain 360 degree water-cooled bearing housings



PASSENGER CARS

MODEL YEAR	APPLICATION	O.E. PART NO.	REMAN PART NO.
1992	All 2.5L	04448992	R4448992
1991	All (except CA)	04448992	R4448992
1990	A, G, J & P Bodies, 2.5L (except CA)	04448992	R4448992
1989	A, G, H, J & P Bodies 2.2L Turbo w/o Intercooler (except CA)	04448992	R4448992
1988	All	04556016/04387235	R4556016


MINIVANS

MODEL YEAR	APPLICATION	O.E. PART NO.	REMAN PART NO.
1990	AS Body, 2.5L (except CA)	04448992	R4448992
1989	AS Body, 2.2L Turbo w/o Intercooler (except CA)	04448992	R4448992

WATER PUMPS

PRODUCT FEATURES:

- New ceramic seals
- New bearings
- Each pump is 100% hub and bearing gauged to specifications and 100% vacuum tested



PASSENGER CARS AND MINIVANS

MODEL YEAR	APPLICATION	ENGINE	O.E. PART NO.	REMAN PART NO.
2000-1997	NS Body	3.3L, 3.8L	05010898AA	R5010898AB
1998-1995	LH Body	3.5L	05003085AA	R5003085AA
1997	LH Body	3.3L	05010897AA	R5010897AB
1996-1991	AS Body	3.3L, 3.8L	04448878	R4448878
1996	NS Body	2.4L w/hydraulic tensioner	04621489	R4621489
1996-1995	JA, JX Bodies	2.4L w/hydraulic tensioner	04621489	R4621489
1996-1993	LH Body	3.3L	05281175	R5281175
1994-1993	LH Body	3.5L	04882837	R4882837
1994-1985	Colt	1500cc	MD997076	R0091093
1993-1991	A, G Bodies	Turbo	04626682	R4626682
1993-1991	G Body	2.2L 16-valve	04626682	R4626682
1990-1981	Colt	1.4L, 1.5L	MD997076	R0091093
1989	All Passenger Cars	2.2L, 2.5L	04387457	R4798497
1989-1982	All Passenger Cars	318 CID	04728533	R4728533
1989-1970	All Passenger Cars	5.2L, 5.9L	03837641	R0091079
1988-1981	All Passenger Cars	2.2L, 2.5L	04293898	R4293898
1987-1978	All Passenger Cars	3.7L 225 CID	04131243	R0091065
1985-1981	All Passenger Cars	2.6L	MD025190	R0091092

WATER PUMPS

(CONTINUED)

TRUCKS

MODEL YEAR	APPLICATION	ENGINE	O.E. PART NO.	REMAN PART NO.
2000-1993	All Trucks	3.9L, 5.2L, 5.9L	53021018	R3021018AD
1998-1996	AN Body	2.5L	04626054	R4626054
1992-1980	All Trucks (except 1991 Dakota w/5.2L - use 04483754)	5.2L, 5.9L	04728533	R4728533
1991-1986	All Trucks	3.9L	03837641	R4728533
1988-1981	All Trucks	2.2L, 2.5L	04293898	R4293898
1987-1978	All Trucks	3.7L 225 CID	04131243	R0091065
1979-1970	All Trucks	5.2L, 5.9L	03837641	R0091079

JEEP®

MODEL YEAR	APPLICATION	ENGINE	O.E. PART NO.	REMAN PART NO.
2000-1991	All Jeep	2.5L (all), 4.0L (YJ, ZJ)	04626054	R4626054
1998-1991	All Jeep	5.2L, 5.9L	53008354/53020280	R3021018AD
1998-1987	XJ, MJ Bodies	4.0L	04626215AF	N/A
1989-1987	MJ, XJ, J, SJ, YJ Bodies	2.5L w/serpentine belt, 4.2L w/serpentine belt	82775119	JR775047
1989-1985	XJ Body	2.1L Turbo Diesel	T1461336	JR775056
1987-1984	MJ, XJ Bodies	w/V6 GM	83500807	JR775049
1986-1983	All Jeep	2.5L w/o serpentine belt	J9990807	JR775046
1986-1983	All Jeep	233 CID, 258 CID w/o serpentine belt	J9990807	JR775046
1986-1983	All Jeep, AMC engines	2.5L w/serpentine belt	J8134321	JR775047
1986-1981	All Jeep	6-cyl. w/serpentine belt	J8134321	JR775047

EAGLE

MODEL YEAR	APPLICATION	ENGINE	O.E. PART NO.	REMAN PART NO.
1997-1993	Vision	w/3.3L	05281175	R5281175
1996-1995	Vision	w/3.5L	04663296	R5003085AA
1994-1993	Vision	w/3.5L	04556541	R4882837
1988-1989	Premier	w/4-cyl.	04626215AF	N/A

AMC PASSENGER CARS

MODEL YEAR	APPLICATION	ENGINE	O.E. PART NO.	REMAN PART NO.
1988-1981	AMC	6-cyl. w/serpentine belt	J8134321	JR775047
1986-1983	AMC	4-cyl. w/o serpentine belt	J9990807	JR775046
1986-1983	AMC	6-cyl. w/o serpentine belt	J9990807	JR775046
1984-1983	AMC	4-cyl. w/serpentine belt	J8134321	JR775047


AUTHENTIC PERFORMANCE™



DIESEL PRODUCTS

DIESEL ENGINE ASSEMBLIES

DIESEL ENGINE COMPONENTS




AUTHENTIC PERFORMANCE™




THE MOPAR ADVANTAGE

DIESEL ENGINES AND PARTS

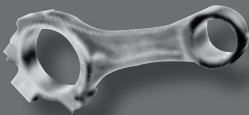
When most people look at an engine, they see the whole engine. Mopar Remanufacturing, however, sees the hundreds of parts that are necessary to provide reliable power. In addition, Mopar puts a great deal of effort into remanufacturing an extremely wide variety of hard-to-find parts, so it can provide a replacement engine for almost any vehicle. Here are some examples of key engine components that get special attention from Mopar Remanufacturing.



Cylinder Head Assembly — Mopar will still remanufacture the cylinder heads when a complete engine replacement isn't necessary. Mopar Diesel In-Line, 6-cylinder heads use original equipment components and meet strict original equipment engineering standards. In addition, replacing only the cylinder heads when necessary saves the customer the cost of an entire engine.



Water Pump Assemblies — Basic operations include pre-inspection, salvage, assembly, testing and packaging. Since seals, bearings, and the impeller are replaced 100%, the major focus of the remanufacturing operation centers on the body and pulley.



Connecting Rods — The connecting rod is a key component that transfers power from the piston to the crankshaft which, in turn, drives the diesel engine. These rods are inspected to detect potentially damaging cracks and to ensure a superfine finish on the wear surfaces. All rods are then checked with magnetic particle testing equipment, and each rod is torqued and re honed to original specifications.



Turbochargers — One of the fastest growing parts lines, more and more customers are discovering the advantages of a remanufactured diesel turbocharger. State-of-the-art processes are used to produce high quality, reliable turbos. This technology includes laser micrometers, CNC lathes and delicate balancing machines. When any turbo is in operation, the turbine wheel may reach speeds up to 100,000 rpm, so holding tight tolerances is critical to proper turbo performance.



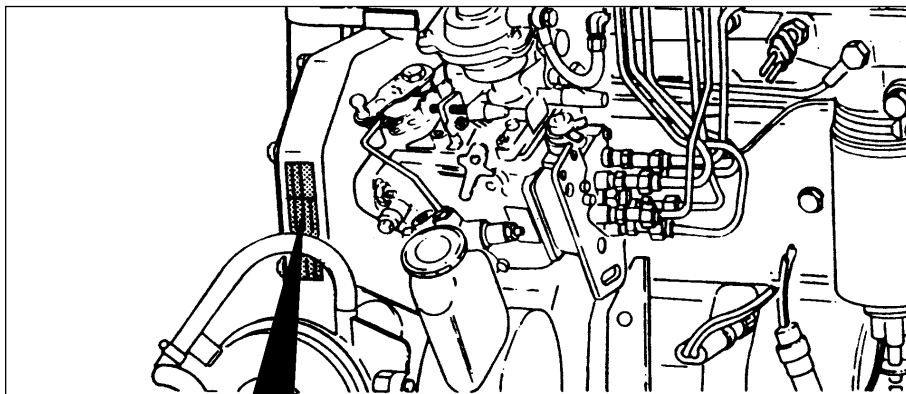
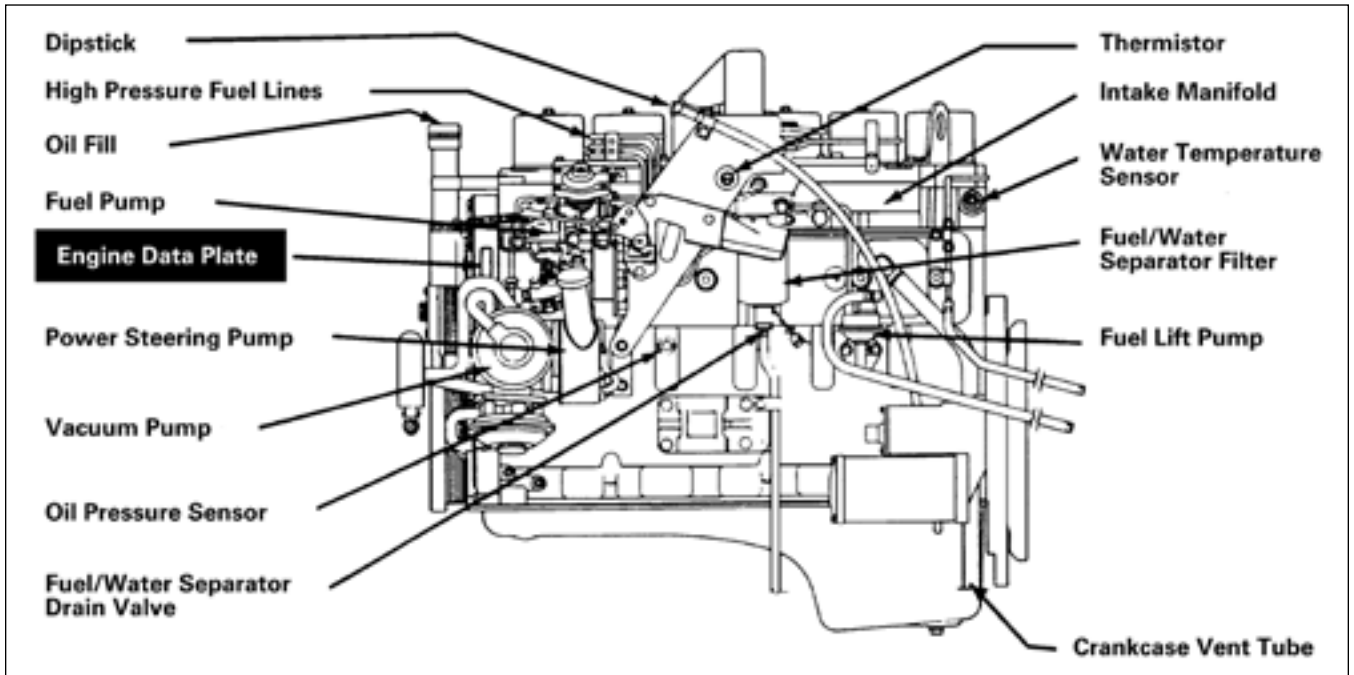
Fuel Injector — These components are crucial for distributing fuel to the cylinders. All critical parts are carefully examined using the latest in measuring and gauging technology. Every remanufactured injector must pass rigorous testing on customized high-tech calibration test stands and meet original equipment specifications.


CUMMINS – DIESEL ENGINES INFORMATION

CPL IDENTIFICATION

To help you with product identification, Certified Parts List information is found on the engine data plate. This number will help determine the appropriate DaimlerChrysler replacement part number.

FUEL SIDE OF ENGINE



 Cummins Engine Company, Inc. Box 3088 Columbus, Indiana 47302-3088	Engine	C I D / L	Series	CPL	Engine Serial No.	44252750
	Cert. I.D.	359/ 5.9	B	0804	Injector P/N	3909522
	Tuning-TDC	TDC 1.40 mm			Cust. Spec	41671
	Valve lash cold	.010 in. / .020 in.			Rated HP	160 at 2500 RPM
	Firing Order	153624			Fuel rate at rated HP	78.0 mm ³ /stroke
	Date of Mfg. Made in U.S.A.	Low idle RPM	700	E C S	LDA	Model Name

CPL

DIESEL ENGINES

Below is a helpful matrix identifying which engine parts are included with the reman engine assembly.

MOPAR REMAN ENGINE MATRIX

MODEL YEAR	ENGINE	CYLINDER BLOCK	CYLINDER HEAD(S)	CRANKSHAFT	MAIN & ROD BEARINGS	CONNECTING ROD SET	PISTON, PIN, RINGS SET	CAMSHAFT(S)	VALVES AND SPRINGS	ROCKER ARMS	ROCKER SHAFTS	PUSHRODS	TAPPETS	CYL. HEAD GASKET(S)	VALVE COVER(S) W/GASKETS
COMPLETE ENGINE ASSEMBLIES															
1998	R3040141AB	X	X	X	X	X	X	X	X	X	X	X	X	X	X
1998	R3040143AB	X	X	X	X	X	X	X	X	X	X	X	X	X	X
1997	R3040141	X	X	X	X	X	X	X	X	X	X	X	X	X	X
1996	R4864331	X	X	X	X	X	X	X	X	X	X	X	X	X	X
1996	R4864332	X	X	X	X	X	X	X	X	X	X	X	X	X	X
1993-1991.5	R4711579	X	X	X	X	X	X	X	X	X	X	X	X	X	X
LONG BLOCK ASSEMBLIES															
2006-2004.5**	R8001618AA	X	X	X	X	X	X	X	X	X	X	X	X	X	X
2006*	R8001619AA	X	X	X	X	X	X	X	X	X	X	X	X	X	X
2004-2003	R5093538AA (250 HP)	X	X	X	X	X	X	X	X	X	X	X	X	X	X
2004-2003	R5093540AA (305 HP)	X	X	X	X	X	X	X	X	X	X	X	X	X	X
2002-2001	R5019755AA	X	X	X	X	X	X	X	X	X	X	X	X	X	X
2002-2001	R5019756AA	X	X	X	X	X	X	X	X	X	X	X	X	X	X
2000-1998.5	R5016374AA	X	X	X	X	X	X	X	X	X	X	X	X	X	X
SHORT BLOCK ENGINE ASSEMBLIES															
2006-2004.5**	R8001620AA	X		X	X	X	X								
2006*	R8001621AA	X		X	X	X	X								
2004-2003	R5093537AA	X		X	X	X	X								
2004-2003	R5093539AA	X		X	X	X	X								
2002-2001	R5019753AA	X		X	X	X	X								
2002-2001	R5019754AA	X		X	X	X	X								
2000-1998.5	R5015092AA	X		X	X	X	X								
1998-1996	R4864329	X		X	X	X	X								
1998-1996	R4864330	X		X	X	X	X								
1995-1994	R4761368	X		X	X	X	X								

**All Except 2006 Mega Cab with Auto Trans.

*Mega Cab with Auto Trans.

DIESEL ENGINES

(CONTINUED)

MOPAR REMAN ENGINE MATRIX (CONT.)

MODEL YEAR	ENGINE	OIL PUMP	OIL PICKUP	OIL PAN	WATER PUMP	EXHAUST MANIFOLD	INTAKE MANIFOLD	FUEL INJECTORS	FUEL PUMP	TURBOCHARGER	BLUE/YELLOW PLASTIC CRATE	CARDBOARD BOX	METAL SKID	WOODEN SKID
COMPLETE ENGINE ASSEMBLIES														
1998	R3040141AB	x	x	x	x	x	x	x	x	x			x	
1998	R3040143AB	x	x	x	x	x	x	x	x	x			x	
1997	R3040141	x	x	x	x	x	x	x	x	x			x	
1996	R4864331	x	x	x	x	x	x	x	x	x			x	
1996	R4864332	x	x	x	x	x	x	x	x	x			x	
1993-1991.5	R4711579	x	x	x	x	x	x	x	x	x			x	
LONG BLOCK ASSEMBLIES														
2006-2004.5**	R8001618AA	x	x	x	x		x						x	
2006*	R8001619AA	x	x	x	x		x						x	
2004-2003	R5093538AA (250 HP)	x	x	x	x		x						x	
2004-2003	R5093540AA (305 HP)	x	x	x	x		x						x	
2002-2001	R5019755AA	x	x	x	x		x						x	
2002-2001	R5019756AA	x	x	x	x		x						x	
2000-1998.5	R5016374AA	x	x	x	x		x						x	
SHORT BLOCK ENGINE ASSEMBLIES														
2006-2004.5**	R8001620AA										x	x		x
2006*	R8001621AA										x	x		x
2004-2003	R5093537AA										x	x		x
2004-2003	R5093539AA										x	x		x
2002-2001	R5019753AA										x	x		x
2002-2001	R5019754AA										x	x		x
2000-1998.5	R5015092AA										x	x		x
1998-1996	R4864329										x	x		x
1998-1996	R4864330										x	x		x
1995-1994	R4761368										x	x		x

**All Except 2006 Mega Cab with Auto Trans.

*Mega Cab with Auto Trans.

LONG BLOCK ENGINES


FACTORY REMANUFACTURED TO DAIMLERCHRYSLER STANDARDS

100% NEW PARTS:

Pistons, Rings, Gaskets, Seals, Hoses,
Main Rod Bearings, Fuel Line, Filters, Lube Pump

LONG BLOCK KIT CONTAINS:

- Remanufactured Short Block Kit
- Camshaft and Camshaft Gear
- Remanufactured Cylinder Head Kit
- Valve Cover and Oil Pan
- Remanufactured Water Pump Kit
- Gear Cover



*COMPLETE ENGINE ASSEMBLIES

CUMMINS-DIESEL APPLICATIONS

MODEL YEAR	APPLICATION	ENGINE	TRANS	ENGINE CPL	REMAN PART NO.
LONG BLOCK ASSEMBLIES					
2007-2006	5.9L	ETH	DEG, DG8	1000, 1083, 1091, 1095, 8344, 8345, 8348, 8349 (325 HP) Not for use on Megacab 4X4 w/Auto Trans	R8001618AA
2007-2006	5.9L	ETH	DG8	1000, 1083, 8344, 8345 (325 HP) For use only on Megacab 4X4 w/Auto Trans	R8001619AA
2005	5.9L	ETH	DEG	8423, 8424 (325 HP) Requires swapping Valve Cover & Rocker Housing from original engine	R8001618AA
2005-2004.5	5.9L	ETH	DG8, DEE	8346, 8347, 8350, 8351, 8421, 8422, 8423, 8424 (325 HP) 2004.5 is designated by Sales Code XCK	R5141910AA
2004-2003	5.9L	ETH	DG8, DEE	2998, 8213, 8228 (High Output 305/555)	R5093540AA
		ETC	All	2624, 8212, 8218, 8223, 8224, 8226, 8410, 8412 (Std. Output 235/460)	R5093538AA
2002-2001	5.9L	ETH	DEE	2415, 2495, 2906, 2907, 8034, 8035 (245 HP M/T)	R5019756AA
		ETC	DG7, DDX	2496, 2497, 2865, 2866, 2902, 2903, 2904, 2905, 8030, 8031, 8032, 8033 (235 HP)	R5019755AA
2000-1998.5	5.9L	ETC	ALL	2024, 2098, 2279, 2280, 2512, 2513, 2514, 2515, 2616, 2617, 2618, 2619, 2660, 2661, 2662, 2663 (235 & 215 HP)	R5016374AA
COMPLETE ENGINE ASSEMBLIES					
1998-1997	5.9L	ETB	DDX	2175 (EPA 215 HP M/T)	R3040141AB
			DG7	2174 (EPA 180 HP A/T)	R3040143AB
1998-1996	5.9L	ETB	DDX	1863, 2308 (CAL 180 HP M/T) - with EGR	R3040142AB
			DG7	1863, 2308 (CAL 180 HP A/T) - with EGR	R3040144AB
1996	5.9L	ETB	DDX	2023, 2175 (215 HP M/T)	R4864332
			DG7	2022, 2174 (180 HP A/T)	R4864331
1995-1994	5.9L	ETB	DDX	1549, 1815, 1959, 1968 (175 HP M/T)	R4711581
			DG7	1550, 1816 (160 HP A/T)	R4711580
1993-1991.5	5.9L	ETB	ALL	1351, 1579 (160 HP)	R4711579
1991-1989	5.9L	ETA	ALL	804 (160 HP)	R4429018

Transmission Sales Codes: DEE = NVG5600 Manual 6-speed; DEG = G56 Manual 6-speed w/Dual Mass Flywheel; DG8 = 48RE 4-speed Automatic

SHORT BLOCK ENGINES

KIT CONTAINS:

- Cylinder Block
- Crankshaft and Gear
- Connecting Rods
- Main, Thrust and Rod Bearing Set
- Piston and Rings
- Camshaft Bushings (camshaft not included)
- Block Hardware Kit



CUMMINS-DIESEL APPLICATIONS

MODEL YEAR	APPLICATION	ENGINE	TRANS	ENGINE CPL	REMAN PART NO.
SHORT BLOCK ASSEMBLIES					
2007-2006	5.9L	ETH	DEG, DG8	1000, 1083, 1091, 1095, 8344, 8345, 8348, 8349 (325 HP) Not for use on Megacab 4X4 w/Auto Trans	R8001620AA
2007-2006	5.9L	ETH	DG8	1000, 1083, 8344, 8345 (325 HP) For use only on Megacab 4X4 w/Auto Trans	R8001621AA
2005-2004.5	5.9L	ETH	DEG, DG8	8346, 8347, 8350, 8351, 8421, 8422, 8423, 8424 (325 HP) 2004.5 is designated by Sales Code XCK	R8001620AA
2004-2003	5.9L	ETH	DG8, DEE	2998, 8213, 8228 (305 HP)	R5093539AA
		ETC	All	2624, 8212, 8218, 8223, 8224, 8226, 8410, 8412 (250 & 235 HP)	R5093537AA
2002-2001	5.9L	ETH	DEE	2415, 2495, 2906, 2907, 8034, 8035 (245 HP M/T)	R5019754AA
		ETC	DG7, DDX	2496, 2497, 2865, 2866, 2902, 2903, 2904, 2905, 8030, 8031, 8032, 8033 (235 HP)	R5019753AA
2000-1998.5	5.9L	ETC	ALL	2024, 2098, 2279, 2280, 2512, 2513, 2514, 2515, 2616, 2617, 2618, 2619, 2660, 2661, 2662, 2663 (235 & 215 HP)	R5015092AA
1998-1996	5.9L	ETB	DDX	2023, 2175 (215 HP)	R4864330
			DG7	1863, 2022, 2174, 2308 (180 HP)	R4864329
1995-1994	5.9L	ETB	ALL	1549, 1550, 1815, 1816, 1959, 1968 (175 & 160 HP)	R4761368
1993-1991.5	5.9L	ETB	ALL	1579, 1351 (160 HP)	R4713169
1991-1989	5.9L	ETA	ALL	804 (160 HP)	R4429255

Transmission Sales Codes: DEE = NVG5600 Manual 6-speed; DEG = G56 Manual 6-speed w/Dual Mass Flywheel; DG8 = 48RE 4-speed Automatic

CONNECTING RODS

KIT CONTAINS:

- Connecting Rod
- Rod Bushing (1 set)
- Rod Bolts



CUMMINS-DIESEL APPLICATIONS

MODEL YEAR	APPLICATION	ENGINE CPL	REMAN PART NO.
2003.5-1998.5	5.9L	2024, 2098, 2279, 2280, 2415, 2495, 2496, 2497, 2512, 2513, 2514, 2515, 2616, 2617, 2618, 2619, 2660, 2661, 2662, 2663, 2865, 2866, 2902, 2903, 2904, 2905, 2906, 2907, 2998, 8030, 8031, 8032, 8033, 8034, 8035, 8212, 8213, 8218, 8223, 8224, 8226, 8228, 8624, 98293, 98294, 98329	R5003649AA
1998-1989	5.9L	804, 1351, 1549, 1550, 1579, 1815, 1816, 1863, 1959, 2022, 2023, 2174, 2175, 2308 (all 12-valve engines)	R4761457

CRANKSHAFTS

KIT CONTAINS:

- Crankshaft
- Crankshaft Gear
- Dowel Pin
- Main, Thrust and Rod Bearings (1 set)




CUMMINS-DIESEL APPLICATIONS

MODEL YEAR	APPLICATION	ENGINE CPL	REMAN PART NO.
2005-2003	5.9L	2624, 2998, 8128, 8212, 8213, 8223, 8224, 8226, 8228, 8229, 8344, 8345, 8346, 8347, 8348, 8349, 8350, 8351, 8410, 8411, 8412, 8413, 8421, 8422, 8423, 8424, 98293, 98294, 98329	R5086725AA
2002-2001	5.9L	2415, 2495, 2496, 2497, 2865, 2866, 2902, 2903, 2904, 2905, 2906, 2907, 8030, 8031, 8032, 8033, 8034, 8035	R4429632
1998-1989	5.9L	804, 1351, 1549, 1550, 1579, 1815, 1816, 1863, 1959, 2022, 2023, 2174, 2175, 2308 (all 12-valve engines)	R4429632

CYLINDER HEADS

KIT CONTAINS:

- Cylinder Head (excludes head gasket)
- Valves
- Springs



CUMMINS-DIESEL APPLICATIONS

MODEL YEAR	APPLICATION	ENGINE CPL	REMAN PART NO.
2007	6.7L (Pickup)	8230, 8231, 8233, 8234	R8027066AA (Late Availability)
2007	6.7L (Chassis Cab)	1257, 1264, 2885, 8232	R8003404AB (Late Availability)
2007-2006	5.9L	8344, 8345, 8348, 8349, 1000, 1083, 1091, 1095	R5179792AA
2005-2004.5	5.9L	8212, 8213, 8226, 8228, 8344, 8345, 8346, 8347, 8348, 8349, 8350, 8351, 8410, 8412, 8421, 8422, 8423, 8424	R5135783AA
2004-2003	5.9L	2426, 2998, 8128, 8212, 8213, 8223, 8224, 8226, 8228, 8229, 8410, 8411, 8412, 8413, 98293, 98294, 98329	R5086860AA
2002-1998.5	5.9L	2024, 2098, 2279, 2280, 2496, 2497, 2415, 2495, 2512, 2513, 2514, 2515, 2616, 2617, 2618, 2619, 2660, 2661, 2662, 2663, 2865, 2866, 2902, 2903, 2904, 2905, 2906, 2907, 8030, 8031, 8032, 8033, 8034, 8035	R5014202AA
1998-1991.5	5.9L	1351, 1549, 1550, 1579, 1815, 1816, 1863, 1959, 1968, 2022, 2023, 2174, 2175, 2308	R5014749AB
1991-1989	5.9L	804 (7 mm head replaces 9 mm head — requires 7 mm injectors)	R4797177

TURBOCHARGERS

KIT CONTAINS:

- Turbocharger
- Exhaust Flange Gasket
- Oil Line Gaskets



CUMMINS-DIESEL APPLICATIONS

MODEL YEAR	APPLICATION	ENGINE CPL	REMAN PART NO.
2007	6.7L	1257, 1264, 2885, 8230, 8231, 8232, 8233, 8234	R8013095AA (Late Availability)
2007-2004.5	5.9L	1000, 1083, 1091, 1095, 8212, 8213, 8226, 8228, 8344, 8345, 8346, 8347, 8348, 8349, 8350, 8351, 8410, 8412, 8421, 8422, 8423, 8424	R5143256AA
2004-2003	5.9L	2426, 2998, 8128, 8212, 8213, 8223, 8224, 8226, 8228, 8229, 8410, 8411, 8412, 8413, 98293, 98294, 98329	R5086863AB
2002-2000	5.9L	2415, 2495, 2496, 2497, 2662, 2663, 2904, 2905, 2906, 2907, 8032, 8033, 8034, 8035 (235 HP M/T)	R5017509AA
2000-1999	5.9L	2616, 2617, 2618, 2619, 2660, 2661 (A/T)	R5014203AA
1998.5	5.9L	2024, 2098, 2279, 2280, 2512, 2513, 2514, 2515	R5010961AA
1998-1996.5	5.9L	1863, 2308 (CARB)	R5010280AA
1998-1996	5.9L	2023, 2175 (M/T)	R5010278AA
1998-1994	5.9L	1816, 1968, 2022, 2174	R5010276AA
1995-1994	5.9L	1549, 1550, 1815, 1959	R5010960AA
1993-1991.5	5.9L	1351, 1579	R4728700
1991-1989	5.9L	804	R4728036

WATER PUMPS

KIT CONTAINS:

- Water Pump
- Gasket



CUMMINS-DIESEL APPLICATIONS

MODEL YEAR	APPLICATION	ENGINE CPL	REMAN PART NO.
2007	6.7L	1257, 1264, 2885, 8230, 8231, 8232, 8233, 8234	R8003402AA (Late Availability)
2007-2003	5.9L	1000, 1083, 1091, 1095, 2624, 2998, 8128, 8212, 8213, 8223, 8224, 8226, 8228, 8229, 8344, 8345, 8346, 8347, 8348, 8349, 8350, 8351, 8410, 8411, 8412, 8413, 8421, 8422, 8423, 8424, 98293, 98294, 98329	R5086959AA
2002-1998.5	5.9L	2024, 2098, 2279, 2280, 2415, 2495, 2496, 2497, 2512, 2513, 2514, 2515, 2616, 2617, 2618, 2619, 2660, 2661, 2662, 2663, 2865, 2866, 2902, 2903, 2904, 2905, 2906, 2907, 8030, 8031, 8032, 8033, 8034, 8035 (all 24-valve engines)	R5010964AA
1998-1989	5.9L	804, 1351, 1549, 1550, 1579, 1815, 1816, 1863, 1959, 1968, 2022, 2023, 2174	R5003665AA

FUEL INJECTORS

KIT CONTAINS:

- Fuel Injector
- Copper Banjo Seal
- Copper Sealing Washer
- Copper 7 mm to 9 mm Adapter Sleeve (where applicable)




CUMMINS-DIESEL APPLICATIONS

MODEL YEAR	APPLICATION	ENGINE CPL	O.E. PART NO.	REMAN PART NO.
2007	6.7L	8230, 8231, 8233, 8234	68027067AA	R8027067AA (Late Availability)
2007	6.7L	1257, 1264, 2885, 8232	67002012AB	R8002012AB (Late Availability)
2006-2004.5	5.9L	8212, 8213, 8226, 8228, 8344, 8345, 8346, 8347, 8348, 8349, 8350, 8351, 8410, 8412, 8421, 8422, 8423, 8424	05135790AD	R5135790AD
2004-2003	5.9L	2426, 2998, 8128, 8212, 8213, 8223, 8224, 8226, 8228, 8229, 8410, 8411, 8412, 8413, 98293, 98294, 98329	08004082AA	R8004082AA
2002-1998.5	5.9L	2024, 2279, 2415, 2495, 2496, 2497, 2512, 2514, 2616, 2618, 2662, 2663, 2865, 2866, 2902, 2903, 2904, 2905, 2906, 2907, 8030, 8031, 8032, 8033, 8034, 8035 (235 HP)	05013847AA	R5013847AA
		2098, 2280, 2513, 2515, 2617, 2619, 2660, 2661 (215 HP)	05013848AA	R5013848AA
1998-1996	5.9L	2023, 2175 (215 HP)	N/A	R4864328
1995-1994	5.9L	1550, 1816 (175 HP)	N/A	R4761595
		1549, 1815, 1959, 1968 (160 HP)	04761596	R4761596
1993-1991.5	5.9L	1351, 1579 (160 HP)	04638651	R4638651
1991-1989	5.9L	804 (7mm injector tip — supersedes 9mm injector)	04720540	R4720540

STARTERS

KIT CONTAINS:

- New Brushes and Holders
- New Battery Posts, Copper Field Coils and Noise Reduction Pads
- New Pinion Assembly
- New Solenoid Switch
- New Over-running Clutch




CUMMINS-DIESEL APPLICATIONS

MODEL YEAR	APPLICATION	ENGINE CPL	REMAN PART NO.
2002-1994	5.9L	1549, 1550, 1815, 1816, 1863, 1959, 2022, 2023, 2174, 2175, 2308, 2024, 2098, 2279, 2280, 2512, 2513, 2514, 2515, 2516, 2517, 2518, 2519, 2616, 2617, 2618, 2619, 2660, 2661, 2662, 2663, 2415, 2495, 2496, 2497, 2865, 2866, 2902, 2903, 2904, 2905, 2906, 8030, 8031, 8032, 8033, 8034, 8035	R4741012
1993-1989	5.9L	804, 1351, 1579	R4428221AB

FUEL INJECTION PUMPS

KIT CONTAINS:

- Fuel Pump (complete assembly)
- Mounting Gasket



CUMMINS-DIESEL APPLICATIONS

MODEL YEAR	APPLICATION	ENGINE CPL	REMAN PART NO.
2007	6.7L	1257, 1264, 2885, 8230, 8231, 8232, 8233, 8234	R8027022AA (Late Availability)
2007-2003	5.9L	1000, 1083, 1091, 1095, 8344, 8345, 8346, 8347, 8348, 8349, 8350, 8351, 8421, 8422, 8423, 8424, 2624, 2998, 8128, 8212, 8213, 8223, 8224, 8226, 8228, 8229, 8410, 8411, 8412, 8413, 98293, 98294, 98329	R5143425AA
2002	5.9L	8034, 8035 (245 HP)	R5019657AD
2002-2001	5.9L	2660, 2661, 2662, 2663, 2496, 2497, 2865, 2866, 2902, 2903, 2904, 2905, 8030, 8031, 8032, 8033 (235 HP)	R5019658AD
2001-2000	5.9L	2415, 2495 2906, 2907 (245 HP M/T)	R5019657AC
2000-1998	5.9L	2024, 2098, 2279, 2280, 2512, 2513, 2514, 2515, 2616, 2617, 2618, 2619 (235 HP)	R5013925AA
1998-1997	5.9L	2175 (EPA 215 HP M/T)	R4883974AA
		2174 (EPA 180 HP A/T)	R4883973AA
1998-1996.5	5.9L	1863, 2308 (CARB 180 HP)	R4883975AA
1996	5.9L	2022 (160 HP A/T)	R4882480
1995-1994	5.9L	1550, 1816 (175 HP M/T)	R4761367
		1549, 1815, 1959, 1968 (160 HP A/T)	R4798548
1993-1991.5	5.9L	1351, 1579 (160 HP)	R4728745
1991-1989	5.9L	804 (160 HP)	R4429991

EGR VALVE KIT

KIT CONTAINS:

- EGR Valve
- EGR Valve Gasket

CUMMINS-DIESEL APPLICATIONS

MODEL YEAR	APPLICATION	ENGINE CPL	REMAN PART NO.
2007	6.7L	1257, 1264, 2885, 8230, 8231, 8232, 8233, 8234	R8026995AA (Late Availability)

ENGINE CONTROLLERS (JTEC)

PRODUCT FEATURES:

- Engine controller for Jeep® vehicles, Truck and Viper
- Contains OBDII emissions diagnostic system
- Reflash capability for easy software upgrades using DRBIII
- Each unit is tested to meet O.E. specifications using the same series of tests as new parts
- Faulty components are replaced with new
- Unit fully resealed



CUMMINS-DIESEL APPLICATIONS

MODEL YEAR	APPLICATION	ENGINE CPL	O.E. PART NO.	REMAN PART NO.	O.E. GENERIC PART NO.	GENERIC PART NO.
2007	6.7L (Chassis Cab and Pickup)	1257, 1264, 2885, 8232, 8230, 8231, 8233, 8234	05179028AB	R5179028AB	05179028AB	R5179028AB (Late Availability)
2007-2006	5.9L	8344, 8345, 8348, 8349, 1000, 1083, 1091, 1095	05179027AA	R5179027AA	05179027AA	R5179027AA
2005-2003	—	8218, 8224, 2624, 8223, 8212, 8213, 8226, 8228, 8344, 8345, 8346, 8347, 8348, 8349, 8350, 8351, 8410, 8412, 8421, 8422, 8423, 2426, 2998, 8128, 8212, 8213, 8224, 8229, 8411, 8413, 98293, 98294, 98329	N/A	N/A	05191829AA	R5191829AA
2002	—	8030, 8031, 8032, 8033, 8034, 8035	N/A	N/A	05083997AA	R5083997AA
2001*	—	2415 (EPA 245 HP M/T)	333032305J	R33032305J	05083997AA	R5083997AA
		2495 (CARB 24 HP M/T)	373930304J	R73930304J	05083997AA	R5083997AA
		2496 (EPA 235 HP M/T)	333033306J	R33033306J	05083997AA	R5083997AA
		2497 (CARB 235 HP M/T)	373931305J	R73931305J	05083997AA	R5083997AA
		2865 (EPA 235 HP A/T)	333030307J	R33030307J	05083997AA	R5083997AA
		2866 (CARB 235 HP A/T)	373932306J	R73932306J	05083997AA	R5083997AA

*Early production sold first half of 2000.

Note: All are approved for new-vehicle warranty usage.

ENGINE CONTROLLERS (JTEC)

CUMMINS—DIESEL APPLICATIONS (CONT.)

MODEL YEAR	APPLICATION	ENGINE CPL	O.E. PART NO.	REMAN PART NO.	O.E. GENERIC PART NO.	GENERIC PART NO.
2001	—	2902 (EPA 235 HP A/T)	383237303J	R83237303J	05083997AA	R5083997AA
		2903 (CARB 235 HP A/T)	383238303J	R83238303J	05083997AA	R5083997AA
		2904 (EPA 235 HP M/T)	383239302J	R83239302J	05083997AA	R5083997AA
		2905 (CARB 235 HP M/T)	383330302J	R83330302J	05083997AA	R5083997AA
		2906 (EPA 245 HP M/T)	383331302J	R83331302J	05083997AA	R5083997AA
		2907 (CARB 245 HP M/T)	383332302J	R83332302J	05083997AA	R5083997AA
2000	—	2660 (EPA 215 HP A/T)	353339304J	R53339304J	05083997AA	R5083997AA
		2661 (CARB 215 HP A/T)	353430304J	R53430304J	05083997AA	R5083997AA
		2662 (EPA 235 HP M/T)	353431304J	R53431304J	05083997AA	R5083997AA
		2663 (CARB 235 HP M/T)	353432304J	R53432304J	05083997AA	R5083997AA
1999	—	2516, 2616 (EPA 235 HP M/T)	323639306J	R23639306J	N/A	R5083996AA
		2517, 2617 (EPA 215 HP A/T)	323730306J	R23730306J	N/A	R5083996AA
		2518, 2618 (CARB 235 HP M/T)	323638306J	R23638306J	N/A	R5083996AA
		2519, 2619 (CARB 215 HP A/T)	323637306J	R23637306J	N/A	R5083996AA
1998.5	—	2024, 2515 (EPA 235 HP M/T)	N/A	R33036304J	N/A	R5083996AA
		2098, 2513 (EPA 215 HP A/T)	N/A	R33037304J	N/A	R5083996AA
		2279, 2514 (CARB 235 HP M/T)	N/A	R33034304J	N/A	R5083996AA
		2280, 2515 (CARB 215 HP A/T)	N/A	R33035304J	N/A	R5083996AA

*Early production sold first half of 2000.

Note: All are approved for new-vehicle warranty usage.

VACUUM PUMPS

KIT CONTAINS:

- New Seals, O-rings and Impellers



CUMMINS-DIESEL APPLICATIONS


MODEL YEAR	ENGINE CPL	REMAN PART NO.
2002-1991	All	R5019734AA

AUTHENTIC PERFORMANCE™



FUEL SYSTEMS

ELECTRIC FUEL PUMPS



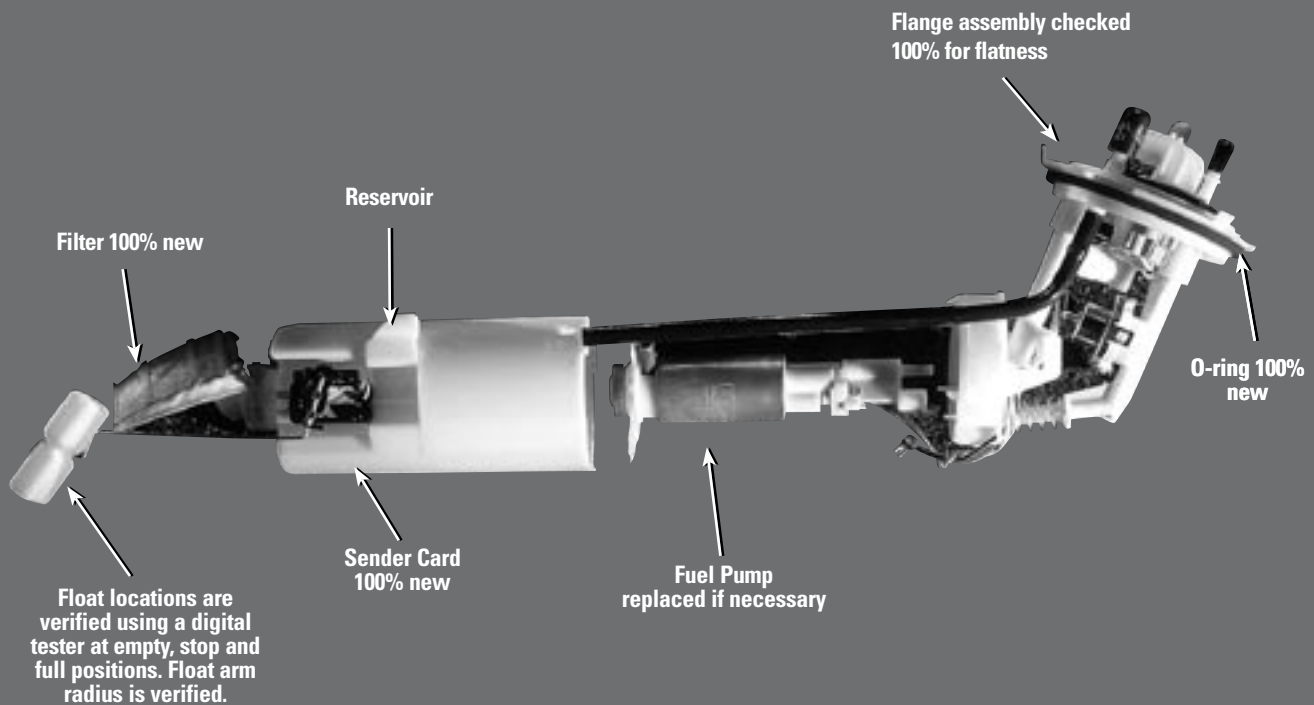
AUTHENTIC PERFORMANCE™



THE MOPAR ADVANTAGE

ELECTRIC FUEL PUMPS

- Motors are cleaned, flushed and tested for excessive noise, reverse leakage, low voltage performance, operating voltage performance and maximum pressure. Replaced as required.
- 100% New: o-rings, gaskets, tank seal gaskets, filters and check valves.



ELECTRIC FUEL PUMPS

PRODUCT FEATURES:

- Extensive product testing for leakage, current draw, internal and external leakage, maximum pressure and voltage
- All parts thoroughly inspected, cleaned or replaced

100% NEW PARTS:

- Rubber O-rings
- Gaskets
- Sender Cards
- Filters
- Return Valves



PASSENGER CARS

MODEL YEAR	APPLICATION	O.E. PART NO.	REMAN PART NO.
1997-1996	PL Body w/Plastic Tank	04798485	R4798485
1996	LH Body	04856445	R4856445
1996-1995	JA Body	04778198	R4778198
	PL Body	04864035	R4864035
1995-1993	LH Body	04773804	R4773804
1995-1991	A, G, J, P, C, Y Bodies	04682087	R4682087

MINIVANS

MODEL YEAR	APPLICATION	O.E. PART NO.	REMAN PART NO.
2003-2001	RS Body - Flex Fuel	05101830AB	R5101830AB
		05101830AA	
1996	NS Body	04746250	R4746250
1995-1991	AS Body	04682761	R4682761*
	AS Body - AWD Only	04797804	R4797804**

*1991-1993 minivans may require wire harness part no. 04688376 if the pump has not been previously updated.

**1991-1993 minivans may require wire harness part no. 04688378 if the pump has not been previously updated.

ELECTRIC FUEL PUMPS

(CONTINUED)

TRUCKS & VANS

MODEL YEAR	APPLICATION	O.E. PART NO.	REMAN PART NO.
2003-1997	AN Body Regular Cab and Club Cab - 22 gallon tank	05012273AD	R5012273AD
		05012273AB	
		04897494AA	
1997-1996	BR Body w/3.9L, 5.2L, 5.9L, 8.0L gas engines w/auxiliary pickup tube	04897426AA	R4897426AA*
	BR Body w/5.9L Turbo Diesel	04798671	R4798671
	BR Body - 26 & 35 gallon tank (except Diesel) w/o auxiliary pickup tube	04798822	R4798822*
1996	AB Body - 35 gallon tank	04883029	R4883029
	AN Body - 15 gallon tank	04897422AA	R4897422AA
	AN Body - 22 gallon tank	04897437AA	R4897437AA
1995	BR Body - gas	04863888	R4863888
	BR Body w/5.9L Turbo Diesel	04864209	R4864209
1995-1994	AB Body - 22 gallon tank	052127761	R2127761
	AN Body - 15 gallon tank V6, V8	04762408	R4762408
	AN Body - 22 gallon tank V6, V8	04762407	R4762407
1995-1993	AB Body - 35 gallon tank	5014211AA	R5014211AA
1995-1991	AN Body - 15 gallon tank	04762996	R4762996
	AN Body - 22 gallon tank	04762405	R4762405
1994	BR Body w/5.9L Turbo Diesel	04864735	R4864735
	BR Body - gas	04798057	R4798057
	BR Body Cab & Chassis	04798287	R4798287
1993	AD Body - 30 gallon tank, 5.9L	04762541	R4762541
1993-1991	AD Body	04762539	R4762539
	AD Body	04762540	N/A
	AB Body	04773946	R4773946

*1997-1996 BR Body may require wire harness part number 05017559AA if the pump has not been previously updated.

JEEP®

MODEL YEAR	APPLICATION	O.E. PART NO.	REMAN PART NO.
2005-1999	WJ Body w/4.0L, 4.7L	05018056AC	R5018056AC
		05018056AB	
2000-1999	WJ Body w/4.0L, 4.7L	05012380AD	R5012380AD
		05012380AB	
		05012380AA	
1995	ZJ Body	05102118AB	R5102118AB
1994-1993	ZJ Body	05102119AB	R5102119AB

AUTHENTIC PERFORMANCE™



HEATING & AIR CONDITIONING

A/C CLUTCH AND COIL KITS

BLOWER MOTORS

A/C COMPRESSORS




AUTHENTIC PERFORMANCE™



THE MOPAR ADVANTAGE

A/C COMPRESSOR



A/C CLUTCH AND COIL KITS

PRODUCT FEATURES:

- New snap rings
- New bearings
- The armature assembly and clutch pulley assembly are balanced and all units are tested to ensure they meet DaimlerChrysler O.E. specifications



PASSENGER CARS

MODEL YEAR	APPLICATION	O.E. PART NO. CLUTCH PULLEY/ COIL ASSEMBLY	REMAN PART NO.
1993-1985	L, K, E, H, G Bodies 2.2L	03848982/04462370	R0631137
	M Bodies 8-cyl.	03848981/04462370	R0631140

MINIVANS

MODEL YEAR	APPLICATION	O.E. PART NO. CLUTCH PULLEY/ COIL ASSEMBLY	REMAN PART NO.
1993-1985	AS Body 2.2L	03848982/04462370	R0631137

TRUCKS

MODEL YEAR	APPLICATION	O.E. PART NO. CLUTCH PULLEY/ COIL ASSEMBLY	REMAN PART NO.
1991-1985	AB, AD Bodies 8-cyl.	03848981/04462370	R0631140

HEATER & A/C BLOWER MOTORS

PRODUCT FEATURES:

- 100% new brushes, brush springs, circuit breakers, gaskets and O-rings
- Drive gears, armature, bushings, permanent magnet field remanufactured to DaimlerChrysler standards
- Armatures are rewound to O.E. specifications
- Tested for proper current, ground and contact
- Fully computerized testing and measurement system ensures proper functioning of the motor



PASSENGER CARS

MODEL YEAR	APPLICATION	O.E. PART NO.	REMAN PART NO.
2000-1991	A, C, G, J, P, Q, Y Bodies Htr. & Htr./AC	05264068	R5264068
1992-1988	Eagle Premier, Dodge Monaco	83504902	R3504902
1990-1985	C, E, G, H, J, K, P Bodies Htr. & Htr./AC	04443132	R4443132

MINIVANS

MODEL YEAR	APPLICATION	O.E. PART NO.	REMAN PART NO.
1996-1991	AS Body; Htr. & Htr./AC	05264400	R5264400
1990-1984	AS Body; Htr. & Htr./AC	04494309	R4494309

TRUCKS

MODEL YEAR	APPLICATION	O.E. PART NO.	REMAN PART NO.
2000-1990	AN Body; Htr. & Htr./AC	05264068	R5264068
1990-1985	AN Body; Htr. & Htr./AC	04443132	R4443132

JEEP®

MODEL YEAR	APPLICATION	O.E. PART NO.	REMAN PART NO.
1996-1991	ZJ Body; Htr. & Htr./AC	04720006	R4720006

A/C COMPRESSORS

PRODUCT FEATURES:

- Cylinders are gauged and rehone to O.E. specifications
- Shaft bearings are replaced 100% new, and shaft end play is set to O.E. tolerances
- Piston/swash plate clearances to O.E. specifications
- Reed valves are checked and tested for pressure buildup and vacuum capability
- Compressor is assembled in climate controlled room to control internal dimensional checks, contamination and rust
- Rotational torque of the pump assembly tested 100%
- Each compressor is functionally tested for pumping capacity
- Each compressor is leak tested to maximum leak rate of one pound refrigerant loss in 80 years with helium mass spectrometer equipment



PASSENGER CARS

MODEL YEAR	APPLICATION	ENGINE	COMPRESSOR TYPE	O.E. PART NO.	REMAN PART NO.* W/O CLUTCH
2001-1993	LH Body	3.3L, 3.5L	10PA17C	04758452/04596148	R1017016
1999-1996	PL Body	2.0L	10PA17C	05264745 05278462AA 05264732	R1017016
1997-1996	LH Body	3.3L, 3.5L	10PA17C	04758900	R1017016
1996-1994	PL Body	2.0L	10PA17C	04874535	R1017016
1995-1994	A, P Bodies	2.2L, 2.5L (exc. 16V)	10PA17C	04677299	R1017016
	A, J, P Bodies	3.0L, 3.3L, 3.8L	10PA17C	04677301	R1017016
1993-1991	A, G, J, P Bodies	3.0L, 3.3L	10PA17C	05264371	R1017016
1992-1991	A, C, G, J, P Bodies	2.2L, 2.5L (exc. 16V)	10PA17C	05264372	R1017016
1991-1985	All	2.2L, 2.5L, 3.0L - Solid Engine Mount	A590	04443131	R4443131
1991-1979	All	All I-6 cylinders, V8	C171	04339455	R4339455

*Compatible with both R12 and R134a refrigerant.

A/C COMPRESSORS

(CONTINUED)

MINIVANS

MODEL YEAR	APPLICATION	ENGINE	COMPRESSOR TYPE	O.E. PART NO.	REMAN PART NO.* W/O CLUTCH
1995-1993	AS Body	3.0L	10PA17K	04677038	R1017035
	AS Body	3.3L	10PA17K	04677347/04677039/ 04677346	R1017035
	AS Body	2.2L, 2.5L (exc. 16V)	10PA17C	04677040	R1017016
1993-1991	AS Body	3.0L, 3.3L, 3.8L	10PA17C	05264371	R1017016
1991-1985	All	2.2L, 2.5L, 3.0L - Solid Engine Mount	A590	04443131	R4443131

*Compatible with both R12 and R134a refrigerant.

TRUCKS

MODEL YEAR	APPLICATION	ENGINE	COMPRESSOR TYPE	O.E. PART NO.	REMAN PART NO.* W/O CLUTCH
2001-1994	AN Body	3.9L, 5.2L, 5.9L	SD7H15	55055540	R7150049
2000-1994	BR Body	Diesel	SD7H15	55036561	R5036561AB
1998-1996	AN Body	2.5L	SD7H15	55037358	R7150066
1996-1994	BR Body	Gas	SD7H15	55036799	R7150049
1995-1994	AN Body	2.5L	SD7H15	55036563	R7150045
1993-1992	AD Body	5.9L	SDB709	55035703	R7090003
	AN Body	2.5L, 3.9L, 5.2L	SDB709	55035647	R7090003
	AD Body	3.9L, 5.2L	SDB709	55035703	R7090003
1993-1990	AD Body	Diesel w/intercooler	SDB709	56004657	R7091003
	All	5.2L	SDB709	56004660	R7090003
1991-1988	AD Body	5.9L Diesel	SDB709	04428903	R4428903
1991-1979	All	All I-6 cylinders, V8	C171	04339455	R4339455

*Compatible with both R12 and R134a refrigerant.

JEEP®

MODEL YEAR	APPLICATION	ENGINE	COMPRESSOR TYPE	O.E. PART NO.	REMAN PART NO.* W/O CLUTCH
1996-1994	XJ Body	2.5L, 4.0L	SD7H15	55037359	R7150036
	YJ Body	All	SD709	56004354	R7090016
	ZJ Body	5.2L	10PA17C	56006551	R1017016
1993	YJ Body w/Factory A/C (after 12/23/93)	6-cyl.	SD7H15	55037359	R7150036
1993-1991	YJ Body w/Factory A/C (up to 12/23/93)	6-cyl.	SD709	56004354	R7090016
	MJ, XJ Bodies, Briarwood	All	SD709	56004354	R7090016
	ZJ Body	4.0L	10PA17C	56006551	R1017016
1990-1987	MJ, SJ, XJ Bodies w/wide cylinder head stamped 5081U (4-cyl.)	4-cyl., 6-cyl.	SD508	53005752	R5080070

*Compatible with both R12 and R134a refrigerant.

A/C COMPRESSORS WITH CLUTCH KIT

PRODUCT FEATURES:

- Each part is cleaned and inspected
- Cylinders are gauged and re honed
- Shaft bearings are removed and replaced, if necessary
- Reed valves are checked and tested for pressure buildup and vacuum capability
- Front and rear heads are inspected to ensure that O-ring seals, threads and all internal surfaces are free from imperfections and external damage
- Piston rings and O-rings are replaced with new
- Clutch kit is included



PASSENGER CARS

MODEL YEAR	APPLICATION	ENGINE	O.E. PART NO.	PART NO.* W/CLUTCH KIT
1999-1996	PL Body	1.8L, 2.0L	5264732/5264745/ 5278462AA	R1017209
1999-1993	LH Body	2.7L V6	04698723AD	R4698723AD
1997-1996	LH Body	3.3L, 3.5L	04758900	R1017357
1996-1993	LH Body	3.3L, 3.5L	04596148/04758452	R1017355
1995	PL Body	2.0L	04874535	R4874535

*Compatible with both R12 and R134a refrigerant.

MINIVANS

MODEL YEAR	APPLICATION	ENGINE	O.E. PART NO.	PART NO.* W/CLUTCH KIT
2000-1996	NS Body	2.4L	04677205	R4677205
	NS Body	3.0L	04677143	R4677143
	NS Body	3.3L, 3.8L	04677156AB	R4677156AB
1995-1993	AS Body	3.0L	04677038	R1017305
	AS Body	3.3L, 3.8L	04677039/04677202/ 04677346/04677347	R1017385

*Compatible with both R12 and R134a refrigerant.

TRUCKS

MODEL YEAR	APPLICATION	ENGINE	O.E. PART NO.	PART NO. W/CLUTCH KIT
2003-2002	DN Body	5.9L	55056095AB	R5056095AB
2002	AN Body	2.5L	55056108AE	R5056108AE
2002-1997	BR Body	3.9L, 5.2L, 5.9L	55055540AM	R5055540AM
2002-1996	BR Body	Diesel	55055339AH	R5055339AH
1999-1994	AN, N, BR Bodies	3.9L, 5.2L, 5.9L	55036799	R7150499

JEEP®

MODEL YEAR	APPLICATION	ENGINE	O.E. PART NO.	PART NO. W/CLUTCH KIT
2004-2002	KJ Body	3.7L V6	55037466AE	R5037466AE
2001-1994	XJ Body	2.5L, 4.0L	55037359	R7150406
1998-1994	ZJ Body	4.0L	55036151	R5036151
1995-1993	YJ Body w/Factory A/C (after 12/23/93)	6-cyl.	55037359	R7150406

AUTHENTIC PERFORMANCE™



STEERING

POWER STEERING PUMPS

RACK & PINION
POWER STEERING GEARS



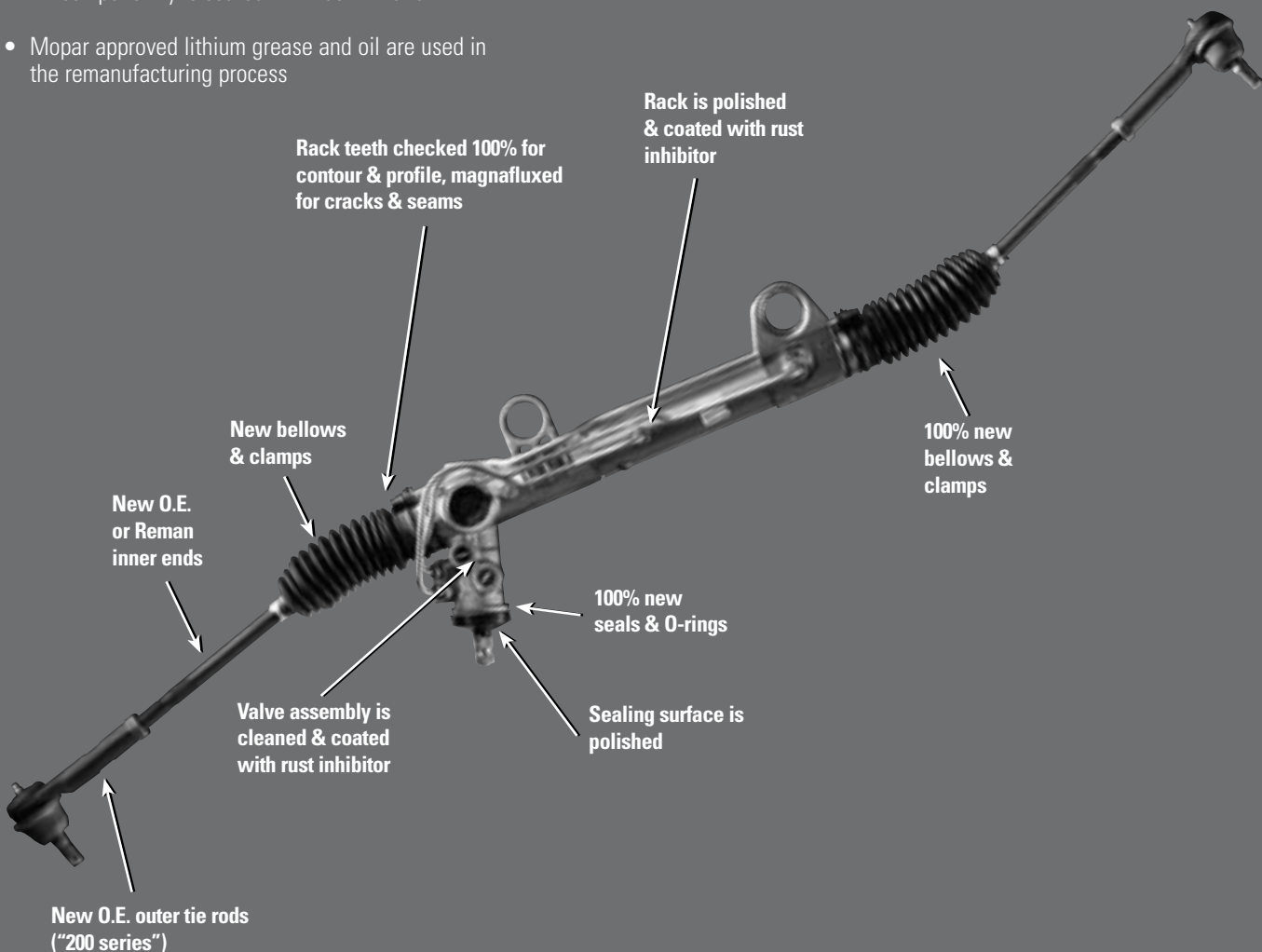
AUTHENTIC PERFORMANCE™



THE MOPAR ADVANTAGE

RACK & PINION


- All componentry is coated with rust inhibitor
- Mopar approved lithium grease and oil are used in the remanufacturing process



POWER STEERING PUMPS

PRODUCT FEATURES:

- New O-rings
- New seals
- New brass seal plate
- New fiber gaskets
- Every remanufactured power steering pump is performance-tested to new O.E. specifications



PASSENGER CARS

MODEL YEAR	APPLICATION	O.E. PART NO.	REMAN PART NO.
2005-2003	ZB Body	05093985AA	R5093985AA
2002-1998	LH Body 3.2L, 3.5L Hi-output (built before 7/98)	04782146AB	R4782146AD
	LH Body 3.2L, 3.5L, Hi-output (built after 7/98)	04782146AC	R4782146AD
	PR Body 3.5L	04798348	R4798348
2000-1998	JA Body	04782207AC	R4782207AC
	LH Body 2.7L	04782207AC	R4782207AC
2000-1996	JA, JX Bodies 2.5L	04656062	R4656062
1999-1996	JA, JX Bodies 2.0L SOHC; 2.4L DOHC	04656034	R4656034
1998-1994	PL Body (except RHD)	04656208AC	R4656208AC
1997-1995	LH 3.3L, 3.5L	04798348	R4798348
1996-1995	JA Body	04874243	R4874243
	PL Body	04626897	R4626897
1995-1992	A, G (93-92), J, P Bodies (SS)	05274131	R5274131
	A, G, J Bodies (FF)	05274221	R5274221
1993-1991	C, Y Bodies 2.5L & 3.0L	05274131	R5274131
1991	A Body 3.0L (SS)	05274131	R5274131
	A Body 2.5L, 3.0L, G, J, P, Q Bodies 3.0L (FF)	05274221	R5274221
1990	J Body	04470314	R4470314
1990-1989	C, K, L Bodies 2.2L, 2.5L, 3.0L	04470314	R4470314
1989	M Body	04470379	R4470379

MINIVANS

MODEL YEAR	APPLICATION	O.E. PART NO.	REMAN PART NO.
2005-2001	RG, RS Bodies 3.3L, 3.5L, 3.8L	04743060AD	R4743060AD
2000-1996	NS Body 2.4L	04684158AB	R4684158AB
	NS Body 3.0L, 3.3L, 3.8L, 3.3L flex fuel	04684156	R4684156AB
2000-1992	AB Body 3.9L, 5.2L, 5.9L	052039173	R2039173
1995-1994	AS Body 3.8L	05274132	R5274132
1995-1991	AS Body 2.5L, 3.0L (SS)	05274131	R5274131
	AS Body 3.3L	05274132	R5274132
1990	AS Body 3.3L (SS)	04470266	R4470266
1990-1989	AS Body 2.2L, 2.5L, 3.0L	04470314	R4470314

POWER STEERING PUMPS

(CONTINUED)

TRUCKS

MODEL YEAR	APPLICATION	O.E. PART NO.	REMAN PART NO.
2004	AN Body 4.7L	52106253AF	R2106253AF
2001-2000	AN, DN Bodies	52106253AD	R2106253AD
2001-1997	BR Body 5.9L Diesel	04883960AA	R4883960AA
2000-1998	BE Body 3.9L, 5.2L, 5.9L, 8.0L	52039145	R2039145
	BE, BR Bodies 5.9L, 8.0L	52039042AB	R2039042AB
	DN Body 3.9L, 5.2L, 5.9L	52039489	R2039489
2000-1996	AN Body 2.5L 4-cyl.	52038708	R2038708
	AN, DN Bodies	04656062	R4656062
2000-1994	BR Body 3.9L, 5.2L, 5.9L, 8.0L	52039145	R2039145
2000-1992	AB Body 3.9L, 5.2L, 5.9L	52039173	R2039173
	AN, DN Bodies 3.9L, 5.2L, 5.9L	52039489	R2039489
1997	BR Body 5.9L, 8.0L	52039042AB	R2039042AB
1997-1994	ZJ Body 4.0L, 5.2L w/speed proportional steering	52088663	R2088663
1996-1994	AB Body	52007101	R2007101
1996-1992	AN Body 3.9L, 5.2L	52007104	R2007104
1996-1989	BR Body 5.9L Diesel	04856325	R4856325
1995-1991	AN Body 2.5L	53009761	R3009761
1994-1992	AB, AD Bodies 3.9L, 5.2L	52007101	R2007101
1993-1990	AD Body 5.9L H.D.	04470330	R4470330
1989-1987	AN Body 3.9L, 5.2L	04470377	R4470377
1988	AB, AD Bodies 5.9L	04470330	R4470330

JEEP®


MODEL YEAR	APPLICATION	O.E. PART NO.	REMAN PART NO.
2005-2003	WG, WJ Bodies	05093985AA	R5093985AA
2001-1999	WG, WJ, W1 Bodies	52088278AB	R2088278AB
2000-1999	XJ Body 2.5L	52088018	R2088018
2000-1996	TJ, XJ Bodies	52087871AD	R2087871AD
	TJ, XJ Bodies 2.5L	52088018	R2088018
1998	ZJ Body 5.2L, 5.9L	52088139	R2088139
1997	ZJ Body 4.0L	52088139	R2088139
1997-1994	ZJ Body 4.0L, 5.2L w/speed proportional steering	52088663	R2088663
1996	ZJ Body 4.0L, 5.2L w/o speed proportional steering	52088139	R2088139
1995-1994	YJ Body 4.0L	53007140	R2088426
1995-1991	MJ, XJ, YJ Bodies 2.5L	52088123	R2088123
	ZJ Body 5.2L w/trailer tow	52088139	R2088139
	ZJ Body 5.2L w/o trailer tow	52088327	R2088327
	ZJ Body 4.0L w/ trailer tow	52088134	R2088134
1993-1991	MJ, XJ, YJ, ZJ Bodies	53007140	R2088426
	MJ, XJ, YJ, ZJ Bodies 4.0L (ZJ w/o trailer tow)	52088131	R2088131
1990-1987	YJ Body	33001907	R3001907
1986-1981	CJ Body 2.5L AMC engine	33001907	R3001907

RACK & PINION POWER STEERING GEARS

PRODUCT FEATURES:

- Gear assemblies are completely remanufactured to O.E. specifications
- All elastomer components replaced 100% new
- All non-elastomer components are remanufactured or replaced if necessary
- Electronic sensors, modules, solenoid and pressure switches are tested to O.E. specifications and/or replaced with new, with the exception of the Steering Control Valve Solenoid
- Performance and leak tested 100% to the O.E. specifications to ensure quality and performance
- Computerized functional test certification is scribed on the gear with a serial number for "safety critical" traceability
- Racks are inspected using a magnetic particle method to test for seam flaws and cracks
- All center steer take-off gears have inner tie rods with O.E. attaching hardware (bolts, plates and washers) except where noted

* Does not include outer tie rod ends.



PASSENGER CARS

MODEL YEAR	BODY	SERIES	TYPE OF STEERING	O.E. PART NO.	TAG OR AP NO.	REMAN NO. W/ OUTER TIE RODS
2007-2004	PT	—	W/2.4L H.O. Turbo 4-speed A/T	04749070 04749070AG	—	R0400262 *
2006-2004	CS	—	—	04743177 04743177AF 04743177AG 04743177AI	—	R0400257
2005-2001	PL	—	W/5-speed Manual, 3-speed A/T Performance Steering	04656750 04656750AC 04656750AD 04656750AF 05272866AB	—	R0400261
2005-2001	PL	—	All w/o RT & ACR Pkgs.	05272500AF 05272500AE 05272500AD	500	R0400253
2004-1998	LH	—	Speed Proportional**	05073185AA	939, 185	R0400246*
2002-2001	JR 27/41	—	All w/2.0L & 2.4L Eng	05170301AA 04764402AC	301, 402	R0400252
2002-2001	PT	—	All w/Manual Transmission	05093418AA 04656679AE 04656679AD 04656679AC 04656458AD 04656458AC 04656458AB 04656456AE 04656456AD 04656456AC 05272289AB 05272289AA	418, 679 458, 456, 289	R0400251*

* Includes attaching hardware but does not include inner and outer tie rod ends.

** Does not include the steering control valve solenoid.

RACK & PINION POWER STEERING GEARS

(CONTINUED)

PASSENGER CARS (CONT.)

MODEL YEAR	BODY	SERIES	TYPE OF STEERING	O.E. PART NO.	TAG OR AP NO.	REMAN NO. W/ OUTER TIE RODS
2002-2001	PT	—	All w/Automatic Transmission	05101849AA 05272722AA 04656746AD 04656746AC 04656745AD 04656745AC	849, 722, 746, 745	R0400250*
2000	PL	—	All	05272421AF	421	R0400244
2000-1998	JA	—	W/2.5L, W/SBC	04764395 04897582AA 04897582AB	—	R0400258
2000-1997	JA	—	Standard Power Steering After 7/22/96	04897585AB	398, 585	R0400242
1999-1996	PL	—	Firm feel	04626971	971	R0400236
1999-1995	JX	—	All	04656139 04656685 04626909 04656037 04656156 04626977	139 685 909 037 156 977	R0400240
1999-1994	PL	—	All	04626890 05274331 04626861	890 331 861	R0400236
1998-1996	AP	—	15" Tires w/firm feel	04470986 04694895 04694811 05286437 04470982 05274662	986 895 811 437 982 662	R0400214
1997	LH	—	W/SBC After 3/13/97	04755107 04886212AA 04897858AA 04897858AB	—	R0400256 *
1997-1996	LH	—	w/o SBC - Speed Proportional After 3/13/97	04897712AA	756, 114, 211	R0400243*
1997-1995	JA	—	Speed Proportional**	04616681 04764186 04695725 04764730 04764173	681 186 725 730 173	R0400239
	JA	—	Standard Power Steering Up to 7/22/96**	04695682 04616916 04764233 04847261	682 916 233 261	R0400238
1995-1993	LH	—	Speed Proportional**	04695736 04695874 04695830	736 874 830	R4886210AA*
	LH	—	Standard Power Steering	04600003 04616985 04695820	003 985 820	R0400233

* Includes attaching hardware but does not include inner and outer tie rod ends.

** Does not include the steering control valve solenoid.

RACK & PINION POWER STEERING GEARS

(CONTINUED)

PASSENGER CARS (CONT.)

MODEL YEAR	BODY	SERIES	TYPE OF STEERING	O.E. PART NO.	TAG OR AP NO.	REMAN NO. W/ OUTER TIE RODS
1993-1992	AA	—	15" Tires w/o firm feel	04694902 05274560 05274092	902 560 092	R0400216
	AJ	—	P195/R14 w/o firm feel (steel wheels)	05274662	662	R0400214
	AJ	—	P195/R14 w/o firm feel (alum. wheels)	05274560	560	R0400216
	AJ	—	P205/60R15 w/o firm feel	05274560	560	R0400216
1993-1991	AA	—	14" Tires w/o firm feel	05274190 05274788 04694812	190 788 812	R0400212
	AA	—	14" Tires w/firm feel	05274662 04470986	622 986	R0400214
	AC	—	All	05274020 05274529	020 529	R0400231
	AG	—	P185/R14 w/firm feel	05286437 04694811 04470982	437 811 982	R0400214
	AG	—	P205/R14 w/firm feel	05274959	959	R0400216
	AP	—	14" Tires w/o firm feel	05286327 04470983	327 983	R0400215
	AP	—	13" Tires w/o firm feel	05286327 04470983	327 983	R0400215
	AY	—	All	05274020 05274529	020 529	R0400231
1993-1990	AG	—	14" Tires w/firm feel	05274039 05274042 05274959	039 042 959	R0400216
1993-1989	AA	—	P195/70R14 w/firm feel	05274041 05274042 05274959	041 042 959	R0400216
	AA	—	15" Tires w/firm feel	05274042 05274959 04470987 04694902	042 959 987 902	R0400216
	AG	V	P205/R15 w/firm feel	05274042 05274959	042 959	R0400216
	AJ	C	15" Tires w/firm feel	05274042 05274092 04470304 04470848 05274959 04470984	042 092 304 848 959 984	R0400216
	AP	P, D	15" Tires w/o firm feel	05274040 05286327 04470646 04470809 05286437	040 327 646 809 437	R0400215

RACK & PINION POWER STEERING GEARS

(CONTINUED)

PASSENGER CARS (CONT.)

MODEL YEAR	BODY	SERIES	TYPE OF STEERING	O.E. PART NO.	TAG OR AP NO.	REMAN NO. W/ OUTER TIE RODS
1991	AP	—	15" Tires w/firm feel	04694795 04470982	982	R0400214
	AA	—	P185/70R14 w/firm feel	05274040 05286327	040 327	R0400215
1991-1990	AJ	—	15" Tires w/o firm feel	05274022 04470407	022 407	R0400223
1991-1989	AJ	C	14" Tires w/o firm feel	05274022 04470298 04470974 04470977	022 298 974 977	R0400223
1990	AA	—	14" Tires w/o firm feel	05274192	192	R0400213
	AP M/T Only	—	13" Tires w/firm feel	05274041 05274042 05274959	041 042 959	R0400216
1990-1989	AP	P, D	15" Tires w/firm feel	05274040 05286327	040 327	R0400215
	AC, C	—	All	04470296 04470858	296 858	R0400207
1990-1978 (exc. 1984)	L	M, Z	All	04147225 03815827 03815833 04172936 04186850 04188857 04293162 04293168 04293169 04333118	025 027 033 036 050 057 062 068 069 118	R0400200
1989	G	V	14" Tires w/firm feel	05274038 05274040 04470291	038 040 291	R0400215
	H	C, D	14" Tires w/firm feel	05274040 05286327 04470646 04470809	040 327 646 809	R0400215
	H	C, D	15" Tires w/firm feel	05274042 04470304 04470848 05274959	042 304 848 959	R0400216
1988	C	—	All	04470353	353	R0400232
	J	C	14" Tires w/o firm feel	04470599 04333792	599 792	R0400209
1988-1987	P	D, P	All w/o firm feel	04333608	608	R0400209
1988-1983	E	E, J, T	All w/o firm feel	04188871 04147308 03643475 04333508 04333608	071 308 475 508 608	R0400209
1988-1981	K	C, D, V, P	All w/o firm feel	04188871 04147308 03643495 04333508 04333608	071 308 475 508 608	R0400209

RACK & PINION POWER STEERING GEARS

(CONTINUED)

MINIVANS

MODEL YEAR	BODY	SERIES	TYPE OF STEERING	O.E. PART NO.	TAG OR AP NO.	REMAN NO. W/ OUTER TIE RODS
2005-2001	RS	—	W/2.4L	04766321 04766321AA 04766321AB 04766321AC 04766321AD 04766321AE 04766321AF 04766321AH 05101939AA	—	R0400255
2002-2001	RS	—	All	04743142AH	—	R0400248
2000-1996	NS	—	All	04743080 04743081 04874878	080 081 878	R0400237
1995-1991	AS	—	All	05274778 04470852 04684928 04694907	778 852 928 907	R0400228
1990-1989	AS	K, H	All	04470303	303	R0400211
1988-1984	AS	K, H	All	04333523	523	R0400206

TRUCKS

MODEL YEAR	BODY	TYPE OF STEERING	O.E. PART NO.	TAG OR AP NO.	REMAN NO. W/ OUTER TIE RODS
2005-2002	DR	—	52106518 52106518AC 52106518AD 52106518AE 52106518AF 52106518AG 52106518AH 52106518AI 52106518AJ 52106518AK	—	R0400259
2003-2000	AN, DN w/4x4	All	52106405AJ	—	R0400249
	AN, DN	All	52106405AJ	—	R0400249
2002-2000	AN	All	52106477AG	—	R0400247
1999-1997	AN, DN	All	05083169AA	207 169	R0400241
1996-1993	AN	All (after 7/12/93)	52038612	612	R0400234
1993-1991	AN	All	52006272	272	R0400225
1989-1987	AN	All	04333081 04470181	081 181	R0400210

JEEP®

MODEL YEAR	BODY	TYPE OF STEERING	O.E. PART NO.	TAG OR AP NO.	REMAN NO. W/ OUTER TIE RODS
2005-2002	KJ	—	52128517 52128517AB 52128517AC 52128517AD 52128517AE	—	R0400260

POWER STEERING GEARS

PRODUCT FEATURES:

- New seals
- New gaskets
- Dual bearing design on sector shaft
- All components of remanufactured power steering gears meet O.E. specifications

TRUCKS

MODEL YEAR	APPLICATION	O.E. PART NO.	REMAN PART NO.
2001-1994	BR, 2500, 3500, 4x2, 4x4	52113500AC	R2113500AC
	BR, BE Bodies	52113502AE	R2113502AE
2000-1993	AB	52039231AD	R2039231AD
1999-1997	AN, DN, 5.2L, 5.9L, 4x4	52106501AA	R2106501AA
1999-1993	AN, DN, 3.9L, 4x4	52106500AA	R2106500AA
1998-1992	ZJ, ZG	52088488AE	R2088488AE
	XJ, (RHD)	52088532AG	R2088532AG
1996-1990	AN, 4x4 (Saginaw)	52004906AB	R2004906AB
1995-1980	AD (Saginaw)	52007280	R2007280
1992-1973	AB	03643333	R3643333

JEEP®

MODEL YEAR	APPLICATION	O.E. PART NO.	REMAN PART NO.
2001-1996	TJ Body w/RHD	52089079AC	R2089079AC
	TJ Body w/LHD	52089046AC	R2089046AC
2001-1992	XJ Body w/RHD	52088532AM	R2088532AM
2001-19084	XJ Body w/LHD	52088386AE	R2088386AE

AUTHENTIC PERFORMANCE™



TRANSAXLES / TRANSMISSIONS

TRANSAXLES


TRANSMISSIONS

TORQUE CONVERTERS

VALVE BODIES

FRONT PUMPS

TRANSFER CASES

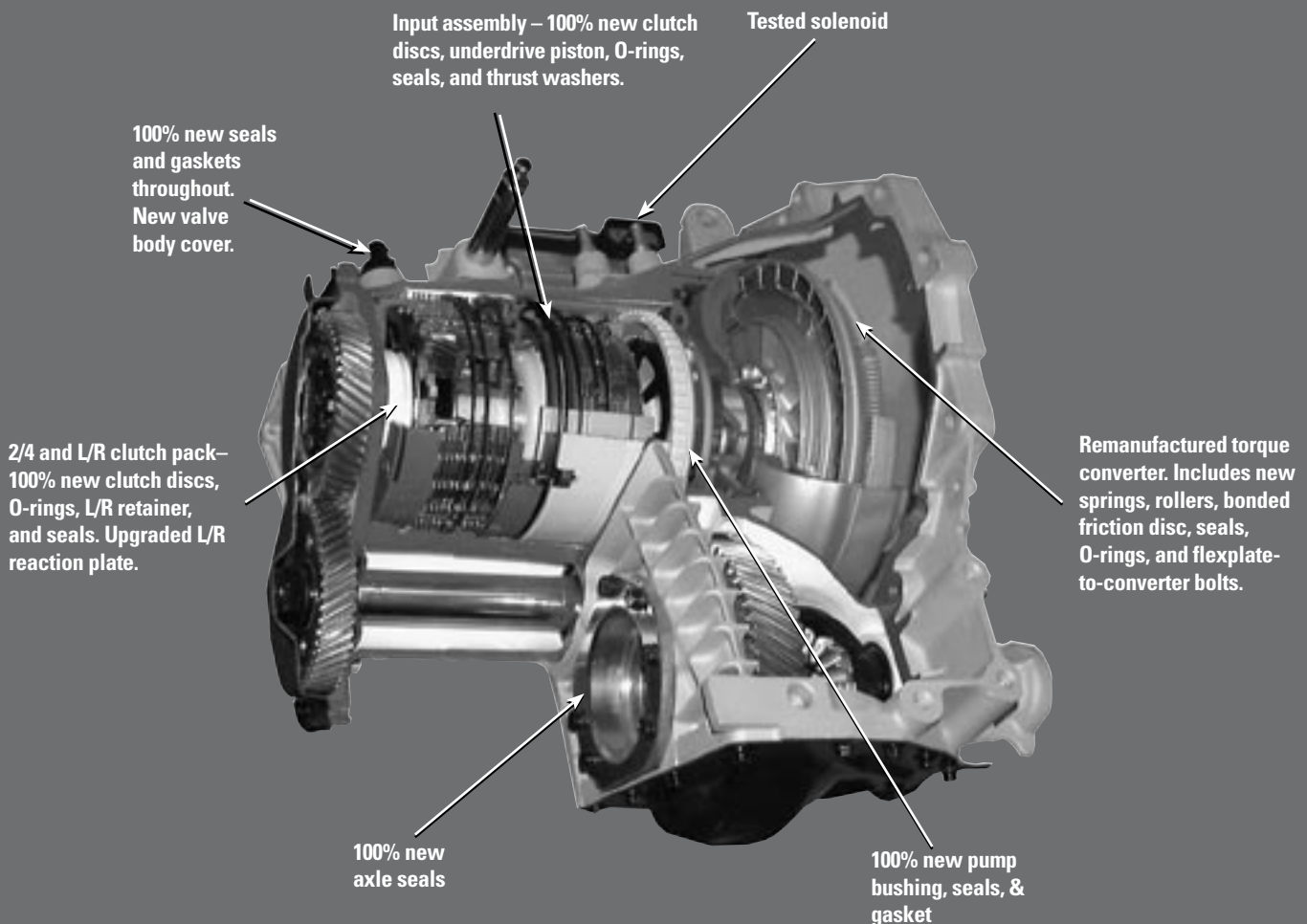


AUTHENTIC PERFORMANCE™



THE MOPAR ADVANTAGE TRANSAXLE

- All transaxles/transmissions are remanufactured to meet O.E. performance specifications
- All units incorporate performance and durability upgrades using only O.E. or O.E. equivalent parts and components
- 100% end of line functional testing



AUTOMATIC TRANSAXLES

ATTENTION INSTALLER:

Prior to installing this transaxle, verify that the TRS connector on both the vehicle and the transaxle match.

For vehicles equipped with a jumper connector between the vehicle harness and the transaxle, it may be necessary to remove the jumper for blade type TRS terminals.

TRANSAXLE PART NUMBERS WITH MY 1998 PIN TYPE TRS CONNECTORS:

MODEL YEAR	ENGINE	REMAN PART NO.
1998	3.3L	R4897851AC
1998	3.8L	R4897852AC
1998	3.8L 4x4	R4897853AC
1998	2.4L	R4897485AB
1998	2.5L	R4897327AB
1998	2.0L	R4897856AC
1998	3.0L	R4897859AD

TRANSAXLE PART NUMBERS WITH MY 1999 BLADE TYPE TRS CONNECTORS:

MODEL YEAR	ENGINE	REMAN PART NO.
1999	2.0L	R5013515AB
1999	3.0L	R5013904AC
1999	3.3L	R5013911AC
1999	3.8L	R5013912AC
1999	3.8L 4x4	R5013914AC
1999	2.4L	R5013915AB
1999	2.5L	R5013916AB
1999	2.0L	R5013917AB

In 1999, Chrysler transaxles switched to a blade style Transmission Range Selector (TRS) terminal. Prior to this change, the TRS was a pin style connector.

NOTE: The easiest way to determine which transaxle is required is by looking at the terminal style of the TRS for the transaxle you are working on.


CAUTION: 1998 and 1999 TRSs are not interchangeable. There is a difference in their sizes (through case diameter).

After verifying the type of TRS connector on the transaxle in the vehicle, select the appropriate Reman number from the tables above.

NOTE: If the 1999 vehicle had a carryover 1998 transaxle, the harness jumper must be removed so the vehicle harness will connect with the 1999 transaxle TRS. JA models did not use a harness jumper, and a 1999 splice kit is required.



Blade Type Terminal on Harness



Pin Type Terminal on Harness



Jumper Harness Part Number 05093968AA


AUTOMATIC TRANSAXLES



3 YEARS/80,000 MILES
REMAN
POWERTRAIN WARRANTY

PRODUCT FEATURES:

- New O-rings
- New seals
- New clutches and plates
- Every transaxle is 100% dyno-tested to DaimlerChrysler O.E. specifications and the torque converter is included



PASSENGER CARS AND MINIVANS

MODEL YEAR	APPLICATION	TRANS.	GEAR RATIO	ENGINE	O.E. PART NO.	REMAN PART NO.
2004	CS Body w/AWD	41TE	—	3.5L	05102709AD	R5102709AD
	CS Body w/FWD	41TE	—	3.5L	05102413AD	R5102413AD
	JR Body	41TE	2.69	2.7L	05018922AF	R5018922AF
	LH Body w/FWD	42LE	—	2.7L	05104380AB	R5104380AB
	LH Body w/FWD	42LE	—	3.5L	05097862AD	R5096862AC
	PL Body	41TE	2.69	2.0L	05115330AA	R5115330AA
	PT Body	41TE	2.81	2.0L	05095550AA	R5095550AA
	PT Body	41TE	2.68	2.4L	05093424AD	R5093424AD
	PT, JR Bodies	41TE	2.69	2.4L	05095330AA	R5095330AA
	RS Body	41TE	2.69	2.4L	05095240AA	R5095240AA
	RS Body	41TE	2.69	2.4L	05018930AF	R5018930AF
	RS Body	41TE	2.49	3.3L	05102931AF	R5102931AF
	RS Body	41TE	2.38	3.8L	05102932AF	R5102932AG
	RS Body w/AWD	41TE	—	3.8L	05102918AF	R5102918AG
2003	JR Body	41TE	2.69	2.7L	05018922AC	R5018922AC
	LH Body w/FWD	42LE	—	2.7L	05104380AB	R5179770AA
	LH Body w/FWD	42LE	—	3.5L	05097862AC	R5179769AA
	PL Body	41TE	2.39	2.0L	05069269AC	R5069269AC
	PT Body	41TE	2.68	2.4L Turbo	05093424AA	R5093424AA
	PT, JA Bodies	41TE	2.81	2.0L	05068281AC	R5068281AC
	PT, JR Bodies	41TE	2.60	2.4L	05068269AC	R5068269AC
	RS Body w/FWD	41TE	2.49	3.3L	05102931AC	R5102931AC
	RS Body	41TE	2.69	2.4L	05102930AC	R5102930AC
	RS Body w/FWD	41TE	2.38	3.8L	05102932AC	R5102932AC
	RS Body w/AWD	41TE	—	3.8L	05102918AC	R5102918AC
2002-2001	JA, PL, PT Bodies	A604/41TE	2.39	2.4L	05017921AA	R5016448AB
	JR Body	A604/41TE	2.69	2.7L	05018922AA	R5018922AB
	NS Body	A604/41TE	2.49	3.3L	05018931AA	R5018931AB
	NS Body	A604/41TE	2.38	3.8L	05018932AA	R5018932AB
	NS Body w/AWD	A604/41TE	2.38	3.8L	05018918AA	R5018918AB
	PL Body	A604/41TE	2.69	2.0L	05069269AA	R5069269AB
	PT, JA Bodies	A604/41TE	2.81	2.0L	05068281AA	R5068281AA
	PT, JA Bodies	A604/41TE	2.69	2.4L	05068269AA	R5068269AB

AUTOMATIC TRANSAXLES

(CONTINUED)



3 YEARS/80,000 MILES
REMAN
POWERTRAIN WARRANTY

PASSENGER CARS AND MINIVANS (CONT.)

MODEL YEAR	APPLICATION	TRANS.	GEAR RATIO	ENGINE	O.E. PART NO.	REMAN PART NO.
2002-2000	NS Body	A404/31TH	3.19	2.4L	05019914AA	R5019914RL
2002-1998	LH Body	A606/42LE	—	3.5L	05097862AG	R5097862AG
	LH Body	A606/42LE	—	2.7L	05097984AG	R5097984AG
2000	FJ Body	A604/41TE	2.81	2.0L	05016450AA	R5016450AA
	JA Body	A604/41TE	2.69	2.4L	05016448AA	R5016448AB
	JA Body	A604/41TE	2.69	2.5L	05016449AA	R5016449AB
	NS Body	A404/31TH	3.19	2.0L	05014302AA	R5019914RL
	NS Body	A604/41TE	2.49	3.0L	05016305AA	R5016305AC
	NS Body	A604/41TE	2.49	3.3L	05016445AA	R5016445AC
	NS Body	A604/41TE	2.38	3.8L	05016446AA	R5016446AC
	NS Body 4x4	A604/41TE	2.38	3.8L	05016447AA	R5016447AC
	PL Body	A404/31TH	2.98	2.0L	05014300AB	R5014300AB
	PL Body	A404/31TH	3.19	2.0L	05014764AC	R5014764AC
2000-1999	LH Body	A606/42LE	2.52	3.3L/3.5L	5013067AB	R5013067AC
	LH Body	A606/42LE	2.68	2.7L	5014931AA	R5014931AC
1999	FJ Body (Blade TRS)	A604/41TE	2.69	2.0L	5013515AB	R5013515AB
	FJ, JA, JX Bodies (Blade TRS)	A604/41TE	2.69	2.5L	5013916AA	R5013916AB
	JA Body (Blade TRS)	A604/41TE	2.81	2.0L	5013917AA	R5013917AB
	JA, JX Bodies (Blade TRS)	A604/41TE	2.69	2.4L	5013915AA	R5013915AB
	NS Body (Blade TRS)	A604/41TE	2.49	3.0L	5013904AA	R5013904AC
	NS Body (Blade TRS)	A604/41TE	2.38	3.8L	5013912AA	R5013912AC
	NS Body w/AWD (Blade TRS)	A604/41AE	2.38	3.8L	5013914AA	R5013914AC
	NS, GS Bodies (Blade TRS)	A604/41TE	2.49	3.3L	5013911AA	R5013911AC
1998	FJ, JA, JX Bodies (Pin TRS)	A604/41TE	2.69	2.5L	04897327AA	R4897327AB
	JA Body (Pin TRS)	A604/41TE	2.81	2.0L	04897856AB	R4897856AC
	JA, JX Bodies (Pin TRS)	A604/41TE	2.69	2.4L	04897485AA	R4897485AB
	LH Body	A606/42LE	2.68	2.7L	04659900	R5014659AE
	LH Body	A606/42LE	2.52	3.3L/3.5L	05003885AC	R5003885AE
	NS Body (Pin TRS)	A604/41TE	2.49	3.0L	04897859AB	R4897859AD
	NS Body (Pin TRS)	A604/41TE	2.38	3.8L	04897852AA	R4897852AC
	NS Body w/AWD (Pin TRS)	A604/41AE	2.38	3.8L	04897853AA	R4897853AC
	NS, GS Bodies (Pin TRS)	A604/41TE	2.49	3.3L	04897851AA	R4897851AC
1998-1996	NS Body	A470/31TH	2.98	3.0L	04883101AA	R4762876AB
	NS Body	A413/31TH	3.19	2.4L	04762875	R4567620AB
	PL Body	A413/31TH	3.19	2.0L	04883102	R4778716AB
1997	JA Body	A604/41TE	2.81	2.0L	04799717/04800636	R4883036AB
	NS Body	A604/41TE	2.49	3.0L	04897957AB	R4897957AC
1997-1996	JA Body	A604/41TE	2.69	2.0L	04798961	R4798961AB
	JA, JX Bodies	A604/41TE	2.69	2.4L (JA)	04883634	R4883034AB
	JA, JX Bodies	A604/41TE	2.69	2.5L	04883635	R4883035AB
	LH Body	A606/42LE	2.52	3.3L/3.5L	04883636	R4883037AC
	NS Body	A604/41TE	2.69	2.4L (NS)	04883630	R4883030AC
	NS Body	A604/41TE	2.49	3.3L	04883631	R4883031AC
	NS Body	A604/41TE	2.38	3.8L	04883632	R4883032AC
	NS Body w/AWD	A604/41AE	2.38	3.8L	04883033	R4883033AC

AUTOMATIC TRANSAXLES

(CONTINUED)



3 YEARS/80,000 MILES
REMAN
POWERTRAIN WARRANTY

PASSENGER CARS AND MINIVANS (CONT.)

MODEL YEAR	APPLICATION	TRANS.	GEAR RATIO	ENGINE	O.E. PART NO.	REMAN PART NO.
1996	NS, GS Bodies	A604/41TE	2.49 (w/o TRS)	3.3L	04883569	R4883569AC
	NS Body	A604/41TE	2.38 (w/o TRS)	3.8L	04883568	R4883568AC
	PL Body	A413/31TH	2.98	2.0L	04778715	R4778715AB
1995	AA Body	A413/31TH	2.98	2.5L LU	04773066	R4773066AB
	AA, AS Bodies	A470/31TH	2.98	3.0L	04773351	R4773351AB
	AS Body	A413/31TH	3.19	2.5L	04773067	R4773067AB
	AS Body	A604/41TE	2.38	3.8L	04659906	R4797829AB
	AS Body	A604/41TE	2.49	3.0L	04659904	R4797826AB
	AS Body w/AWD	A604/41AE	2.38	3.3L/3.8L	04659907	R4797830AB
	AS, ES Bodies w/AWD	A604/41AE	2.49	3.3L	04659777	R4797828AB
	AS, ES Bodies	A604/41TE	2.49	3.3L	04659905	R4797827AB
	FJ Body	A604/41TE	2.69	2.0L	04883563AA	R4797839AB
	FJ, JA Bodies	A604/41TE	2.69	2.5L	04883565AA	R4797837AB
	JA Body	A604/41TE	2.69	2.4L	04883564AB	R4883564AB
	PL Body	A413/31TH	2.98	2.0L	04773070	R4773070AB
1995-1993	LH Body	A606/42LE	2.52	3.3L/3.5L	04762922	R4797840AC
1994-1993	AJ, AS Bodies	A604/41TE	2.49	3.0L	04740827	R4740827AB
	AS Body w/AWD	A604/41AE	2.49	3.3L	04659074	R4659074AB
	AS Body	A604/41TE	2.38	3.8L	04659906	R4659075AB
	AY Body	A604/41TE	2.2	3.8L	04740826	R4740826AB
	AS, ES Bodies	A604/41TE	2.49	3.3L	04740828	R4740828AB
1994-1991	AS Body w/AWD	A604/41AE	2.38	3.3L/3.8L	04659076	R4659076AB
1994-1990	A, G, J, P Bodies	A413/31TH	3.02	2.5L Turbo	04567048	R4567048AA
1994-1989	AS Body	A413/30TH	3.22	2.5L	04773067	R4567055AA
1994-1988	AA Body	A470/31TH	2.78	3.0L	04626745	R4626745AB
1994-1987	AA Body	A470/31TH	3.02	3.0L	04776351	R4567061AB
	AA, AP Bodies	A413/31TH	3.02	2.2L/2.5L	04773066	R4567059AA
1992-1991	AA, AC Bodies	A604/41TE	2.49	3.0L	04741747	R4741747AB
	AC, AS Bodies	A604/41TE	2.2	3.8L	04741746	R4741746AB
	AC, AS Bodies	A604/41TE	2.49	3.3L	04741748	R4741748AB
1990	AA, AC Bodies	A604/41TE	2.38	3.0L	04741743	R4741743AB
	AC, AS Bodies	A604/41TE	2.38	3.3L	04741744	R4741744AB
1989	AA, AC, AG, AJ, AY Bodies	A604/41TE	2.38	3.0L	04761821	R4761821AB
1989-1987	AS Body	A404/30TH	3.22	2.2L	04531087	R4531087AA
	E, G, H, J, K, P Bodies	A404/31TH	3.02	2.2L/2.5L Turbo	04531099	R4531099AA

IMPORT AND DIAMOND STAR PASSENGER CARS

MODEL YEAR	APPLICATION	TRANS.	ENGINE	O.E. PART NO.	REMAN PART NO.
1994-1993	Colt/Summit	F3A21-2-ER18	1.5L	MD971061	R971061M
	Vista	F4A23-2-LNQ	2.4L	MD971789	R971789M
1993	Colt/Summit	F4A22-2-MRF3	1.8L	MD971630	R971630M
	Talon/Laser	F4A22-2-MPE1	2.0L	MD971511	R971511M
1992	Vista AWD	F4A33-1-UP61	2.4L	MD996357	R996357M


RWD AUTOMATIC TRANSMISSIONS



3 YEARS/80,000 MILES
REMAN
POWERTRAIN WARRANTY

PRODUCT FEATURES:

- Complete cleaning and inspection of cores during teardown
- New components include all friction plates, pressure solenoids, gaskets, bearings and seals
- Performance specifications and tolerances comply with O.E. standards
- Torque converter included



TRUCKS

MODEL YEAR	APPLICATION	TRANS.	ENGINE	O.E. PART NO.	REMAN PART NO.
2005-2002	VA Body	NAG1	2.7L	05104552AA	R5104552AA
2004	AN Body 4x4	45RFE	4.7L	05133155AA	R5133155AA
	AN Body 4x2	45RFE	4.7L	05133171AA	R5133171AA
	DR 2500, 3500 Bodies 4x4	45RFE	5.7L	05086265AB	R5086265AB
	DR Body 4x2	45RFE	3.7L, 4.7L	05133189AA	R5133189AA
	HB Body 4x2	45RFE	4.7L	05133156AA	R5133156AA
	HB Body 4x4	45RFE	4.7L	05133157AA	R5133157AA
	HB, DR 1500 Bodies 4x4	45RFE	5.7L	05133187AA	R5133187AA
	HB, DR Bodies 4x2	45RFE	5.7L	05133188AA	R5133188AA
2004-2003	AN, DR Bodies 4x2	45RFE	3.7L, 4.7L	05086263AA	R5086263AA
2003	AB Body	46RE	5.2L	05083352AA	R2854064RL
	AN, DR Bodies 4x4	45RFE	4.7L	05086262AA	R5086262AA
	BR Body 4x2	47RE	5.9L Turbo Diesel	05086284AB	R2119759RL
	BR Body 4x4	47RE	5.9L Turbo Diesel	05086287AB	R2119760RL
	BR Body 4x4	47RE	8.0L	05086289AB	R2852989RL
	DR Body 4x2	45RFE	5.7L	05086269AA	R5086269AA
	DR Body 4x2	47RE	8.0L	52852988AA	R2852988RL
	DR 1500 Body 4x4	45RFE	5.7L	05086268AA	R5086268AA
	DR 2500, 3500 Bodies 4x4	45RFE	5.7L	05086265AA	R5086265AA
2003-2002	DN, DR Bodies 4x2	46RE	—	05080958AA	R2854066RL
	AB Body 4x2	46RE	5.9L	05080958AA	R2854066RL
	AN, DR Bodies 4x2	46RE	All	05083387AA	R2854068RL
2003-2001	AN Body 4x2	42RE	3.9L	05018402AA	RL018402AA
	AN Body 4x4	42RE	3.9L	05018405AA	RL018405AA
	AN, DN Bodies 4x4	46RE	3.9L, 5.9L	05080959AA	R2844067RL
2002	AN, DN Bodies 4x4	46RE	5.9L	05080959AA	R5080959AA
	BE, BR Bodies 4x2	46RE	5.9L	05014771AB	R2119845RL
	BE, BR Bodies 4x4	46RE	5.9L	05014772AB	R2119846RL
	BE, BR Bodies 4x2	47RE	5.9L Diesel	05014773AB	R2119850RL
	BE, BR Bodies 4x2	47RE	8.0L	05014774AD	R2852939RL
	DN Body 4x2	46RE	5.9L	05080958AA	R5080958AA

RWD AUTOMATIC TRANSMISSIONS (CONTINUED)



3 YEARS/80,000 MILES
REMAN
POWERTRAIN WARRANTY

TRUCKS (CONT.)

MODEL YEAR	APPLICATION	TRANS.	ENGINE	O.E. PART NO.	REMAN PART NO.
2002-2001	AB Body 4x2	46RE	5.2L	52119753AA	R5018597AA
	AB Body 4x2	32RH	3.9L	05018763AA	R5018763AA
	AN Body 4x2	42RE	3.9L	52119751AA	R5018402AA*
	AN Body 4x4	42RE	3.9L	52119752AA	R5018405AA*
	AN, BR Bodies 4x2	42RE	3.9L	05191781AA	R5191781AA
	AN, DN Bodies 4x4	45RFE	4.7L	05018169AC	R5018169AB
	AN, DN Bodies 4x2	45RFE	4.7L	05018205AC	R5018205AB
2002-2000	BE, BR Bodies 4x4	47RE	8.0L	05014776AD	R2852940RL
2001	AB Body 4x2	46RE	5.9L	52119755AA	R5018604AA
	AN, DN, DR Bodies 4x4	46RE	5.9L	52119845AA	R5018487AA
	BE, BR Bodies 4x2	47RE	5.9L TD	52119850AB	R5014773AA
	BE, BR Bodies 4x2	47RE	8.0L	52852939AA	R5014774AA
	BE, BR Bodies 4x4	47RE	5.9L TD	52119851AB	R5014775AA
	DN Body 4x2	46RE	5.9L	52119757AA	R5018598AA
2001-2000	AB Body 4x2	46RE	5.9L	52119845AB	R5014771AC
	AB Body 4x2	46RE	5.2L	52119843AA	R5014769AC
	AN, DN Bodies 4x4	42RE	3.9L	05031343AA	R5015272AA
	AN, DN Bodies 4x2	44RE	5.2L	52119853AB	R5015278AC
	BE, BR Bodies 4x2	46RE	5.2L	05014769AB	R2119843RL
	BE, BR Bodies 4x4	47RE	8.0L	52852940AA	R5014776AA
	BE, BR Bodies 4x4	46RE	5.2L	52119844AA	R5014770AA
	BE, BR, BT Bodies 4x2	46RE	5.2L	52119847AA	R5014769AB
	BE, BR, BT Bodies 4x2	46RE	5.9L	52119845AA	R5014771AB
	BE, BR, BT Bodies 4x4	46RE	5.9L	52119046AA	R5014772AA
2000	AN Body 4x2	42RE (DGK)	3.9L	05013025AC	R5013025AC
	AN, BR Bodies 4x2	42RE	3.9L	52119834AB	R5014768AC
	AN, DN Bodies 4x2	45RFE	4.7L	05015266AA/05018205AA	R5018205AA
	AN, DN Bodies 4x4	45RFE	4.7L	05015265AA/05019169AA	R5018169AA
	AN, DN, DR Bodies 4x2	46RE	5.9L	52119847AA	R5015276AA
	AN, DN, DR Bodies 4x4	46RE	5.9L	52119848AA	R5015277AA
	DN, DR Bodies 4x2	46RE	5.2L	52119847AA	R5015278AC
2000-1998	AB Body 4x2	32RH	3.9L	05015270AA	R5015270AA
1999	AB Body	46RE	5.2L	05003026AA	R5003026AC
	AB Body	46RE	5.9L	05003027AA	R5003027AC
	AN, DN Bodies 4x4	44RE	5.2L	05013039AB	RL013039AB
	AN, DN Bodies 4x2	44RE (DGW)	5.2L	05013036AC	R5013036AC
	AN, DN Bodies 4x4	42RE (DGK)	3.9L	05013031AC	R5013031AC
	AN, DN Bodies 4x4	44RE (DGW)	5.2L	05013039AC	R5013039AC
	BE, BR Bodies 4x2	46RE	5.2L	05003026AB	R5003026AB
1999-1998	AB, BE, BR Bodies 4x4	46RE	5.2L	05003029AB	R5003029AB
	AN Body 4x2	42RE	3.9L	05003023AC	R5003023AD
	AN, DN Bodies 4x2	46RE	5.9L	05003344AB	R5003344AB
	AN, DN Bodies 4x4	46RE	5.9L	05003345AB	R5003345AB
	BE, BR, BT Bodies 4x2	46RE	5.9L	05003027AB	R5003027AB

*Not approved for corporate warranty usage on 2002 model year vehicles.

RWD AUTOMATIC TRANSMISSIONS (CONTINUED)



**3 YEARS/80,000 MILES
REMAN
POWERTRAIN WARRANTY**

TRUCKS (CONT.)

MODEL YEAR	APPLICATION	TRANS.	ENGINE	O.E. PART NO.	REMAN PART NO.
1999-1998 (Cont.)	BE, BR Bodies 4x2	47RE	8.0L	05013629AB	R5013629AB
	BE, BR Bodies 4x4	47RE	8.0L	05013631AB	R5013631AB
	BE, BR Bodies 4x2	47RE	5.9L Diesel	05013628AA	R5013628AB
	BE, BR Bodies 4x4	47RE	5.9L Diesel	05013630AB	R5013630AB
	BE, BR, BT Bodies 4x4	46RE	5.9L	05003028AB	R5003028AB
1998	AN, DN Bodies 4x2	42RE	5.2L	05003347AC	R5003347AD
	AN, DN Bodies 4x4	42RE	3.9L	05003346AC	R5003346AD
	AN, DN Bodies 4x4	44RE	5.2L	05003348AC	R5003348AD
	BR Body 4x2	46RE	5.2L	05003029AB	R5003029AB
1997	AB Body 4x2	46RE	5.2L LU	04864241	R4864241AC
	AB Body 4x2	46RE	5.9L LU	04864242	R4864242AC
	AN Body 4x2	46RE	5.2L LU	04882500	R4882500AB
	AN Body 4x2	44RE	5.2L	52118554	R2118554AB
	AN Body 4x4	44RE	5.2L	52119555	R2119555AB
	AN Body 4x4	46RE	5.2L LU	04864250	R4864250AB
	AN Body 4x4	42RE	3.9L	52119534	R2119534AB
	AN, BR Bodies 4x2	42RE	3.9L	52118421/04883370AA	R2119533AB
1997-1996	BR Body 4x2	46RE	5.2L LU	04864241	R4864241AB
	BR Body 4x2	46RE	5.9L LU	04864242	R4864242AB
	BR Body 4x2	47RE	8.0L	04883743AA	R4883743AB
	BR Body 4x4	46RE	5.2L LU	04882504	R4882504AB
	BR Body 4x4	46RE	5.9L LU	04882494	R4882494AB
	BR Body 4x4	47RE	8.0L	04883745AA	R4883745AB
	BR Body 4x2	47RE	5.9L Diesel	04883742AB	R4883742AB
	BR Body 4x4	47RE	5.9L Diesel	04883744AB	R4883744AB
1997-1994	AB Body	36RH	5.2L	04883729	R4883729AA
1995	AN Body 4x4	42RH	3.9L	52118351	R2118351AB
	AN Body 4x2	46RH	5.2L LU	52118324	R2118324AB
	AN Body 4x4	46RH	5.2L LU	52118326	R2118326AB
	AN, BR Bodies 4x2	42RH	3.9L	52118350	R2118350AB
	BR Body 4x2	46RH	3.9L LU	52118322	R2118322AB
1995-1994	AB, BR Bodies 4x2	46RH	5.2L LU	52118323	R2118323AB
	AB, BR Bodies 4x2	46RH	5.9L LU	52118328	R2118328AB
	BR Body 4x2	47RH	8.0L	52119159	R2119159AB
	BR Body 4x4	46RH	5.2L LU	52118325	R2118325AB
	BR Body 4x4	46RH	5.9L LU	52118329	R2118329AB
	BR Body 4x4	47RH	8.0L	52119160	R2119160AB
	BR Body 4x2	47RH	5.9L Diesel	52119157AB	R2119157AB
	BR Body 4x4	47RH	5.9L Diesel	52119158AB	R2119158AB
1994	AB Body 4x2	46RH	5.2L LU	52118184	R2118184AC
	AN Body 4x4	42RH	3.9L	52118016	R2118016AB
	AN, AD Bodies 4x2	42RH	3.9L	52118015	R2118015AB

RWD AUTOMATIC TRANSMISSIONS (CONTINUED)



3 YEARS/80,000 MILES
REMAN
POWERTRAIN WARRANTY

TRUCKS (CONT.)

MODEL YEAR	APPLICATION	TRANS.	ENGINE	O.E. PART NO.	REMAN PART NO.
1993	AD Body 4x2	46RH	5.9L LU	52118721	R2118721AB
	AD Body 4x2	46RH	5.2L LU	52118184	R2118184AB
	AN Body 4x2	46RH	5.2L LU	52117684	R2117684AB
	AN Body 4x4	46RH	5.2L LU	52117685	R2117685AB
1993-1992	AN Body 4x4	42RH	3.9L	52117683	R2118016AB
	AN, AD Bodies 4x2	42RH	3.9L	52117679	R2118015AB
1993-1991	AB Body 4x2	46RH	5.2L LU	53008148	R3008148AC
	AD Body 4x2	47RH	5.9L Turbo Diesel	05014728AB	R5014728AB
	AD Body 4x4	47RH	5.9L Turbo Diesel	05014729AB	R5014729AB
1992	AD Body 4x2	46RH	5.9L LU	53008148	R3008148AB
	AN Body 4x4	46RH	5.2L LU	53008143	R3008143AB

JEEP®

MODEL YEAR	APPLICATION	TRANS.	ENGINE	O.E. PART NO.	REMAN PART NO.
2004-2003	KJ Body 4x2	42RLE	3.7L	05101883AC	R5101883AC
	KJ Body 4x4	42RLE	3.7L	05101884AC	R5101884AC
2003	TJ Body 4x2	42RLE	4.0L	05101752AD	R5101752AD
	TJ Body 4x2	42RLE	2.4L	05101753AD	R5101753AD
	KJ Body 4x2	45RFE	3.7L	05093110AA	R5093110AA
	KJ Body 4x4	45RFE	3.7L	05093109AA	R5093109AA
2002-2001	KJ Body 4x2	45RFE	3.7L	05166522AA	R5083912AA
	KJ Body 4x4	45RFE	3.7L	05166523AA	R5083914AA
2002-1997	TJ Body 4x4	32RH	2.5L	05015269AA	R5015269AA
	TJ Body 4x4	32RH	4.0L	05015271AB	R5015271AB


AUTOMATIC TRANSMISSIONS



**3 YEARS/80,000 MILES
REMAN
POWERTRAIN WARRANTY**

PRODUCT FEATURES:

- All remanufactured transmissions are disassembled and thoroughly cleaned
- Each O-ring, gasket and seal is replaced with O.E. replacement parts
- Individual parts are carefully inspected to ensure that they meet O.E. standards
- Any components that fail to meet O.E. standards are replaced with O.E. replacement parts
- Each transmission is tested to O.E. specifications on a computer-controlled dynamometer, and all remanufactured transmissions incorporate the latest product updates



JEEP®

MODEL YEAR	APPLICATION	TRANS.	ENGINE	O.E. PART NO.	REMAN PART NO.
2004-2003	WJ Body 4x2	45RFE	3.7L, 4.7L	05086263AA	R5086263AA
	WJ Body 4x4	45RFE	4.7L	05086264AA	R5086264AA
2004-2000	WJ, ZJ Bodies 4x2	42RE	4.0L	05015273AA	R5015273AA
	WJ, ZJ Bodies 4x4	42RE	4.0L	05015274AA	R5015274AA
2002-2001	WJ, ZJ Bodies 4x4	45RFE	4.7L	05019249AC	R5019249AB
2000	WJ Body 4x2	45RFE	4.7L	05015266AA/05018205AA	R5018205AA
2000-1999	WJ Body 4x4	45RFE	4.7L	05014218AA/05019249AA	R5019249AA
2000-1998	XJ Body 4x2	AW-4	4.0L	52104180AD	R2104180AD
	XJ Body 4x4	AW-4	4.0L	52104210AC	R2104210AC
1999	WJ Body 4x2	42RE (DGK)	4.0L	05012459AB	R5012459AC
	WJ Body 4x4	42RE (DGK)	4.0L	05012464AA	R5012464AB
1999-1998	ZJ Body 4x4	46RE	5.9L	05003192AB	R5003192AC
	ZJ Body 4x2	42RE	4.0L	05003188AC	R5003188AF
1998	XJ Body 4x2	AW-4	4.0L	52104180	R2104180
	ZJ Body 4x2	44RE	5.2L	05003191AA	R5003191AD
	ZJ Body 4x4	44RE	5.2L	05003190AA	R5003190AD
	ZJ Body 4x4	42RE	4.0L	05003189AC	R5003189AD
1997	XJ Body 4x4	AW-4	4.0L	52104210	R2104210
	ZJ Body 4x2	44RE	5.2L	52119287	R2119287AB
	ZJ Body 4x2	42RE	4.0L	52119530	R2119530AB

AUTOMATIC TRANSMISSIONS




3 YEARS/80,000 MILES
REMAN
POWERTRAIN WARRANTY

JEEP® (CONT.)

MODEL YEAR	APPLICATION	TRANS.	ENGINE	O.E. PART NO.	REMAN PART NO.
1997-1996	ZJ Body 4x4	42RE	4.0L	52119531	R2119531AB
	ZJ Body 4x4	44RE	5.2L	52119532	R2119532AB
1996-1994	XJ Body 4x2	AW-4	4.0L	04810178	JR007997
	XJ Body 4x4	AW-4	4.0L	04810179	JR007998
1995	ZJ Body 4x2	42RE	4.0L	52118353	R2118353AB
	ZJ Body 4x4	42RE	4.0L	52118354	R2118354AB
1995-1994	ZJ Body 4x4	46RH	5.2L LU	52118327	R2118327AB
1994-1993	ZJ Body 4x2	42RE	4.0L	52118316	R2119027AB
	ZJ Body 4x4	42RE	4.0L	52118317	R2118028AB
1993	MJ, XJ Bodies 4x2	AW-4	4.0L	53007997	JR007997
	ZJ Body 4x4	46RH	5.2L LU	53009204	R3009204AB
1993-1991	MJ, XJ Bodies 4x2	AW-4	4.0L	53002840	JR775142
	MJ, XJ Bodies 4x4	AW-4	4.0L	53007998	JR007998
1990-1987	MJ, XJ Bodies 4x4	AW-4	4.0L	53002839	JR775143

MANUAL TRANSMISSIONS AND TRANSAXLES



PASSENGER CARS

MODEL YEAR	APPLICATION	TRANS.	ENGINE	O.E. PART NO.	REMAN PART NO.
2000-1996	JX Body	A578-FWD	2.0L	04796408	R4796408
2000-1995	JA Body	A578-FWD	2.0L	04761716	R4761716
1999-1994	PL Body	A578-FWD	2.0L	04773388	R4773388
1999-1994	PL Body	A578-FWD	2.0L	04773389	R4773389
1997-1994	FJ Body	A578-FWD	2.0L	04670890/04741473	R4741473

MANUAL TRANSMISSIONS AND TRANSAXLES (CONTINUED)

TRUCKS

MODEL YEAR	APPLICATION	TRANS.	ENGINE	O.E. PART NO.	REMAN PART NO.
2005	DH Body 4x4	G56	5.9L Diesel	52104715AC	R5014773AA
2005-2003	DR Body 4x2	NV5600	5.9L Diesel	52108501AC	R2108501AC
	DR Body 4x4	NV5600	5.9L Diesel	52108502AC	R2108502AC
2002-2000	BR Body 4x2	NV5600	5.9L Diesel	52108501AB	R2108501AB
	BR Body 4x4	NV5600	5.9L Diesel	52108502AB	R2108502AB

JEEP®

MODEL YEAR	APPLICATION	TRANS.	ENGINE	O.E. PART NO.	REMAN PART NO.
2006-2005	TJ Body	NSG370	4.0L	52104646AA/ 52104646AB/ 52104646AC	R2104646AC

MANUAL TRANSMISSION COVERS



DIESEL APPLICATIONS

MODEL YEAR	APPLICATION	TRANS.	ENGINE	O.E. PART NO.	REMAN PART NO.
1993-1988	Getrag Trans. Cover 5-Speed, Cummins-Diesel	2, 4WD	All	04740035	R4740035

*Approved for new-vehicle warranty usage.

TORQUE CONVERTERS

PRODUCT FEATURES:

- Remanufactured to the most current design levels – meets O.E. specifications
- Remanufactured to a level high enough to qualify for warranty replacement
- Remanufactured with O.E. replacement components, including Vector balancing on lockup style units



PASSENGER CARS, MINIVANS, TRUCKS AND VANS

MODEL YEAR	APPLICATION	ENGINE	TRANS.	LOCKUP	O.E. PART NO.	REMAN PART NO.
9 1/2"						
2003-1995	All	2.4L	A413, 41TE	Yes	04567956AB	R4778031AB*
2003-1994	JA, PL Bodies	2.0L SOHC	A413	Yes	04796384	R4796384AB*
2002-1994	AN Body	2.5L	30RH	Yes	04736388AB	R4736388AB*
2000-1996	All	3.0L	A413	Yes	04797544	R4797544AB*
2000-1994	P1, J2 Bodies	2.0L, 2.4L	A413	No	04752425AB	R4752425AB*
1995-1993	All	3.0L	A413	Yes	04746840	R4797544AB
	AA, AS Bodies	2.5L	A413	Yes	04736479	R4778718
1992-1991	All	3.0L	A413	Yes	05280002	R4797544AB
	All (non-turbo)	2.2L, 2.5L	A413	Yes	05280002	R4797544
1992-1986	All	2.2L, 2.5L	A410	No	04471967	R4713160
1990	All	3.3L	A604	Yes	04636923	R4636923
1990-1989	All	3.0L	A604	Yes	04636922	R4636922
	All	3.0L	A413	Yes	04505520	R4797544AB
1990-1988	All (non-turbo)	2.2L, 2.5L	A413	Yes	04419626	R4797544
	All	2.2L, 2.5L	A413	Yes	04471965	R4797544
1988-1986	All	2.2L, 2.5L, 2.6L	A397	No	04419626	R4713159
1985-1978	All	2.2L, 2.5L, 2.6L	A397	No	04293058	R5222597
10"						
2002-2001	LH Body	2.7L, 3.2L	42LE	Yes	05018606AA	R4736830AA
	European Voyager	3.3L	41TE	Yes	05019480AA	R4736480AA
	Stratus, Sebring	2.7L	41TE	Yes	05019480AA	R4736480AA
	Domestic Caravan, Voyager, Town & Country	3.3L, 3.5L, 3.8L	41TE	Yes	05019480AA	R4736480AA
2001-1998	LH Body	2.7L, 3.2L, 3.5L	42LE	Yes	05003816AC	R5003816AD
2000-1998	NS Body	3.3L, 3.8L	41TE	Yes	05003350AA	R4897483AB
1997-1993	LH Body	3.3L, 3.5L	42LE	Yes	04626644	R4626644AB
1997-1991	All (except LH Body)	3.3L, 3.8L	41TE	Yes	04797476	R4797476AB
10 3/4"						
2003-2002	AB Body	5.2L	All	Yes	04736595AB	R4736595AC*
	AB, AB, BE, BR Bodies	5.2L	46RE	Yes	52119785	R4736595AC*
	AN, AB, BE, BR, DN Bodies	5.9L	46RE	Yes	52119787	R4736591AC*

*Approved for new-vehicle warranty usage.

TORQUE CONVERTERS

(CONTINUED)

TRUCKS

MODEL YEAR	APPLICATION	ENGINE	TRANS.	LOCKUP	O.E. PART NO.	REMAN PART NO.
10 3/4" (Cont.)						
2003-1999	AN, DN Bodies	4.7L	45RFE	Yes	04736582	R4736582
2002-1996	AB Body	5.2L	36RH	No	04736546	R4736546AB*
	AB, BR, AN Bodies	3.9L	42RE	Yes	52119781	R4736593AB*
	AN, DN Bodies	5.2L	44RE	Yes	04736549	R4736549AB*
1995-1994	AB, AD, AN Bodies	3.9L	32RH, 42RH	Yes	52117853	R2117853AB
1995-1993	AB, AD Bodies	5.9L	A518, 46RH	Yes	52117643	R2117643AB
	AB, AD, AN Bodies	3.9L	A518, 46RH	Yes	52117875	R2117875AB
1995-1992	AB, AN Bodies	3.9L, 5.2L	A727, 36RH	No	52117863	R2117863AB
	AB, AD, AN Bodies	5.2L	A518, 44RH	Yes	52117879	R2117879AC
	AB, AD, AN Bodies	3.9L	A518, 44RH	Yes	52117629	R2117875AB
1993	AB, AD, AN Bodies	3.9L	A500	No	52117873	R2117873AB
	AD, AN Bodies	3.9L	A500, A999	Yes	52117871	R2117871AB
1993-1992	AB, AD Bodies	5.2L	A518, A727	No	52117863	R2117863AB
1992-1987	AB, AN Bodies	3.9L	A500, A999	Yes	52117627	R2117627AB
1992-1984	AB, AD Bodies	5.2L	A518, A727	No	52117517	R2117517AB
	AB, AD Bodies	5.9L	A727	No	04431121	R4431121AB
1989-1988	AN (Shelby) Body	5.2L	A727	Yes	04431119	R2117627AB
1989-1982	AB, AD Bodies	5.2L	A500, A999	Yes	04431113	R4431113AB
1987-1978	AB, AD Bodies	3.7L	30RH	Yes	00443115	R4431115AB
1986-1978	AB, AD Bodies	5.9L	A727	No	04293055	R4431127AB
12.2"						
2002-1997	BR, BE Bodies	5.9L Turbo Diesel	47RE	Yes	52118868	R2118868*
2001-1994	BR, BE Bodies	8.0L	47RE	Yes	52118506	R2118506*
1996-1994	BR, BE Bodies	5.9L Turbo Diesel	47RE	Yes	52117644	R2117644

JEEP®

MODEL YEAR	APPLICATION	ENGINE	TRANS.	LOCKUP	O.E. PART NO.	REMAN PART NO.
9 1/2"						
1999-1994	TJ, XJ Bodies	2.5L	30RH	Yes	04736388AB	R4736388AB*
10 3/4"						
2004-2002	TJ Body	4.0L	32RH	Yes	04736486AB	R4736486AA
2004-1996	TJ, WJ, ZJ Bodies	4.0L	42RE	Yes	04736596	R4736596AB*
2002-1996	ZJ Body	5.2L, 5.9L	44RE, 46RH	Yes	52119792/04736599	R4736599AB*
2001-1999	WG Body	3.1L DSL	All A/T	Yes	52118861	RL118861
	WJ Body	4.7L	45RFE	Yes	04736582	R4736582
1995	ZJ Body	5.2L	46RH	Yes	52117879	R2117879AC
1995-1993	YJ, ZJ Bodies	4.0L	32RH, 42RE	Yes	52117703	R2117703AB
1993	All Jeep	5.9L	A727	No	04431180	R4740325AB

*Approved for new-vehicle warranty usage.

REMANUFACTURER'S KIT

PRODUCT FEATURES:

- All gaskets and seals
- Transmission filter
- Steel plates and frictions
- O-rings
- Bolts, fasteners and hardware
- Bearings
- Thrust washers
- Snap rings
- Underdrive piston and retainer
- Low/reverse retainer



- Remanufactured oil pump assembly
- Remanufactured valve body assembly
- Remanufactured input clutch assembly


PASSENGER CARS

MODEL YEAR	TRANSAXLE FAMILY	APPLICATION	ENGINE	REMAN PART NO.
2002-1991	A604	All	All	R412092K
1998-1996	A604	All	All	R412068K
1995-1991	A604	All	All	R412015K

MASTER OVERHAUL KIT

PRODUCT FEATURES:

- All gaskets and seals
- Transmission filter
- Steel plates and frictions
- O-rings




PASSENGER CARS

MODEL YEAR	TRANSAXLE FAMILY	APPLICATION	ENGINE	PART NO.
2002-1991	A604	All	All	0414012K

MASTER OVERHAUL KIT PLUS

PRODUCT FEATURES:

- All gaskets and seals
- Transmission filter
- Steel plates and frictions
- O-rings
- Bolts, fasteners and hardware
- Bearings
- Thrust washers
- Snap rings
- Underdrive piston and retainer
- Low/reverse retainer



PASSENGER CARS

MODEL YEAR	TRANSAXLE FAMILY	APPLICATION	ENGINE	PART NO.
2002-1991	A604	All	All	0411012K
2002-1991	A604	All	All	04130120*

*04130120 is intended for use in conjunction with either input clutch assembly. Note that this kit does not include input clutches and seals in the assembly.

VALVE BODIES

PRODUCT FEATURES:

- Built to the latest engineering level
- 100% functional testing performed on each unit
- Kit comes complete with trans. filter and gasket
- New check valve, seal



PASSENGER CARS

MODEL YEAR	TYPE	DESCRIPTION	O.E. PART NO.	REMAN PART NO.
2004-1999	42LE/A606	LH	05012907AA	R5012907AB
2002-2000	31TH/A404	NS	04412408AB	RL412408AB
2002-1999	41TE/A604	All	04897890AA	R4897890AA
1998-1996	42LE/A606	LH	04864780	R4864780AB
	A604/41TE	TRS	04864781	R4864781
1998-1993	A606/42LE	All	04864780	R4864780AB
1996-1995	A604/41TE	Non TRS	04863881	R4863881

FRONT PUMPS

PRODUCT FEATURES:

- 100% functional testing performed on each unit
- Castings are fully requalified to O.E. specs
- 100% replacement of front pump bushing
- Built to the latest engineering level
- New bushing, O-ring, seal and sealing ring, gasket and input shaft ring



PASSENGER CARS

MODEL YEAR	TYPE	O.E. PART NO.	REMAN PART NO.
2004-2000	A606/42LE	05127198AA	R5127198AA
2000-1998	A604/41TE	04567869AB	R5127197AA
1999-1993	A606/42LE	05013050AA	R5013050AA
1999-1986	A404/31TH	04412525	R5016410RL
1997-1993	A606/42LE	04741659	R4741659
1997-1989	A604/41TE	04567869	R4567869

TRUCKS & JEEP®

MODEL YEAR	TYPE	O.E. PART NO.	REMAN PART NO.
2003-2000	46RE, 47RE large journal w/lockup (1.246"-1.245")	04796467AD	R4796467AD
2002-1993	32RH, 42RE, 44RE w/lockup	04778552AB	R4778552AB
	32RH, 42RH w/o lockup	04778553AB	RL778553AB
1999-1991	46RE, 47RE large journal w/lockup (1.246"-1.245")	04796467AC	R4796467AC
1996-1994	AB Body 36RH, large journal w/o lockup (1.246"-1.245")	04796469AC	R4796469AC
1993-1990	B, N, D, ZJ Bodies 46RH, small journal w/lockup (1.76"-1.75")	04728662	R4728662AB

PLANETARY GEAR ASSEMBLY

PRODUCT FEATURES:

- 100% functional testing performed on each unit
- Original equipment assembly




PASSENGER CARS, MINIVANS, TRUCKS AND VANS

MODEL YEAR	TYPE	DESCRIPTION	O.E. PART NO.	REMAN PART NO.
2002-1991	41TE	All	—	RL174569AA

INPUT CLUTCH ASSEMBLY

PRODUCT FEATURES:

- 100% functional testing performed on each unit
- All new frictions and steels
- Built to the latest engineering level




PASSENGER CARS, MINIVANS, TRUCKS AND VANS

MODEL YEAR	TYPE	DESCRIPTION	O.E. PART NO.	REMAN PART NO.
2002-1996	41TE	All	—	R5174567AA
1995-1991	41TE	All	—	R5174568AA

TRANSFER CASES

PRODUCT FEATURES:

- All remanufactured transfer cases are disassembled and thoroughly cleaned
- Each O-ring, gasket and seal is replaced with O.E. replacement parts
- Individual parts are carefully inspected to ensure that they meet O.E. standards
- Any components that fail to meet O.E. standards are replaced with O.E. replacement parts
- Each transfer case is tested to O.E. specifications on a computer-controlled dynamometer, and all remanufactured transfer cases incorporate the latest product updates



TRUCKS

MODEL YEAR	APPLICATION	TRANS.	ENGINE	TRANSFER CASE MODEL	O.E. PART NO.	REMAN PART NO.
1999-1998	AN, DN Bodies	A/T	3.9L	NP231	52105316	R2105316
	AN, DN Bodies 4x4	A/T	5.2L, 5.9L	NP231	52105674AA	R2105674AA
	BR, BE Bodies	A/T	5.2L, 5.9L, 8.0L	NP241HD	52105028	R2105028
	BR, BE Bodies	A/T	All	NP241HD	52105025	R2105025
	BR, BE Bodies	M/T	5.9L, 8.0L	NP241HD	52105027	R2105027
	BR, BE Bodies	M/T	5.2L, 5.9L	NP241HD	52105023	R2105023
	BR, BE Bodies	M/T Model 241	5.9L Diesel	NP241	52105024	R2105024
1998	AN Body	All	5.2L, 5.9L	NP242	52105332 52105332AD	R2105332
1997-1996	AN Body	A/T	3.9L	NP231	52098497 52105094 52105364 52105364AB	R2105364
	AN Body	A/T	5.2L	NP231	52098498 52105095 52105365 52105365AB	R2105365
	BR Body	A/T	All	NP241HD (23TOOTH)	52105315	R2105315
	BR Body	A/T Model 241-HD	5.9L Diesel	NP241HD (23TOOTH)	52098153 52105093	R2098153
	BR Body	M/T Model 241-HD	5.9L Diesel	NP241HD (23TOOTH)	52098512 52098534 52098678 52105092	R2098678
	BR Body	A/T	5.2L, 5.9L	NP231HD	52098357 52105367	R2105367
	BR Body	M/T	All	NP241HD (29TOOTH)	52105314	R2105314
	BR Body	M/T	All	NP241HD	52105513	R2105513

TRANSFER CASES

(CONTINUED)

TRUCKS (CONT.)

MODEL YEAR	APPLICATION	TRANS.	ENGINE	TRANSFER CASE MODEL	O.E. PART NO.	REMAN PART NO.
1997-1994	BR Body	All	5.2L, 5.9L	NP231HD	52097521 52098314 52098502 52105366	R2105366
1995-1993	AN Body	All	3.9L, 5.2L	NP231HD	52098023 52098024 52098542 52098543	R2098543
1992-1988	AN Body	All	3.9L, 5.2L	NP231HD	52097606 52097607 53005467 53006099 53007979 53008206	R2097607

JEEP®

MODEL YEAR	APPLICATION	TRANS.	ENGINE	TRANSFER CASE MODEL	O.E. PART NO.	REMAN PART NO.
2004-1999	WJ Body	A/T	4.0L	NP247	52098871AD	R2098871AD
2002	KJ Body	All	All	NP231	52099421AD	R2099421AD
2002-2001	WJ Body	A/T	4.7L	NP247	52105905AB	R2105905AB
2002-2000	TJ Body	M/T	4.0L	NP231	52111252AD	R2111252AD
2001-1999	XJ Body	A/T	4.0L	NP242	52098899AC	R2098899AC
	WJ Body	A/T	4.0L	NP242	52098875AC	R2098875AC
2000-1999	WJ Body	A/T	4.7L	NP247	52098872AB	R2098872AD
2000-1996	TJ, XJ Bodies	M/T	2.5L	NP231	52099310AB	R2099310AB
1998-1996	XJ Body	A/T	4.0L	NP242	52098899	R2098899
	XJ Body	A/T	4.0L	NP242	52111083	R2111083
	XJ Body	All	2.5L Turbo Diesel	NP231	52098480 52099212	R2099212
	XJ, TJ Bodies	M/T	2.5L	NP231	52098471 52099310 52099364	R2099310
	XJ, TJ Bodies	A/T	2.5L	NP231	52098473 52099211	R2099211
	ZG Body	All	4.0L	NP231	52098469 52099120	R2099120
	ZG Body	All	2.5L Diesel	NP231	52098469 52099120	R2099120
	ZJ Body	A/T	5.2L	NP249	52098267	R2098916
	ZJ Body	A/T	4.0L	NP242	52098383 52098917	R2098917
1996	XJ Body	A/T	4.0L	NP242	52098385	R2098385
	ZJ Body	A/T	4.0L	NP242	52098384	R2098384
1995-1993	XJ Body	AT	4.0L	NP231 (23TOOTH)	52097890 52098487	R2098487
	XJ Body	A/T	4.0L	NP242	52098046 52098315 53007856	R2098315
	YJ Body	M/T	2.5L	NP231	52097894 52098361	R2098361

TRANSFER CASES

(CONTINUED)

JEEP® (CONT.)

MODEL YEAR	APPLICATION	TRANS.	ENGINE	TRANSFER CASE MODEL	O.E. PART NO.	REMAN PART NO.
1995-1993 (cont.)	YJ Body	M/T	4.0L	NP231	52097695 52098362	R2098362
	ZJ Body	A/T	4.0L	NP231	52097526 52098319	R2098319
	ZJ Body	A/T	4.0L	NP249	52097530	R2098532
	ZJ Body	A/T	4.0L	NP242	52097528 52098531	R2098531
1995	ZJ Body	A/T	5.2L	NP249	52098682	R2098682
1995-1992	ZJ Body	All	4.0L	NP231	52097534 52097696 52098318	R2098318
1995-1991	XJ Body	M/T	2.1L Diesel	NP231	52094533 52097888 82098486	R2098486
	YJ Body	A/T	2.5L, 4.0L	NP231	52097893 52098563	R2098563
1994-1993	ZJ Body	A/T	4.0L, 5.2L	NP249	52097529	R2098539
1993-1989	YJ Body	M/T	2.5L	NP231	53006095 53008211	R3008211
	YJ Body	M/T	4.0L	NP231	53005382 53006096 53008212	R3008212
1990-1987	MJ, XJ Bodies	M/T	4.0L	NP231	53004301 53006092 53008208	R3008208

AUTHENTIC PERFORMANCE™



TECHNICAL INFORMATION

INSTALLATION GUIDES

- Transmission
- Long Block
- Short Block
- Cylinder Heads

ELECTRONIC TROUBLESHOOTING GUIDE

AUTHENTIC PERFORMANCE™



THE MOPAR ADVANTAGE

TECHNICAL INFORMATION

PROCEDURES FOR INSTALLING A MOPAR REMANUFACTURED TRANSAXLE OR TRANSMISSION

Before you begin . . .
Prior to Transaxle/Transmission Installation

- Retrieve all diagnostic codes and data.
- If cooler is plugged, it must be replaced.
- Review and follow the instructions for proper controller information and flashing steps (41TE and 42LE only).
- Clean ends of cooler lines before installation of Remanufactured transmission, then install and tighten securely.
- Inspect flywheel for cracks and worn torque converter mounting holes.
- Inspect shift linkage, throttle cable and grommets.
- Inspect transaxle/transmission mounts.
- Inspect U-joints/CV joints.
- Rear-Wheel Drive Only: Replace cooler lines to match fittings on transmission.
- Read the core return procedure in this brochure.

Transaxle/Transmission Removal . . .
Reminder: Retrieve all diagnostic codes and data. Flush cooler and cooler lines.

1. Disconnect the negative battery cable.
2. Raise and support the vehicle.
3. Remove the rear propeller shaft.
4. Remove the front propeller shaft.
5. Remove the engine to transmission collar.
6. Remove the exhaust support bracket from the rear of the transmission.
7. Disconnect the lower or remove any necessary exhaust connections.
8. Remove the starter.
9. Remove the crankshaft position sensor, if necessary.

NOTE: Damage to the crankshaft position sensor will occur if the transmission is removed or installed prior to removal of sensor.

10. Remove the torque converter bolts.

PROCEDURES FOR INSTALLING A MOPAR REMANUFACTURED TRANSAXLE OR TRANSMISSION

(CONTINUED)

11. Remove the lower engine adapter to transmission bolts.
12. Disconnect the shift cable from the manual shift lever and support bracket.
13. Disconnect wires from the input and output speed sensors.
14. Disconnect wires from the line pressure sensor and the transmission solenoid/TRS assembly.
15. Disconnect the transmission vent hose from the transmission.
16. Support the transmission with a suitable safety stand.
17. Remove the transfer case shift linkage from the transfer case, if necessary.
18. Remove the rear support cross member.
19. Disconnect the transmission vent hose from the transfer case, if necessary.
20. Remove the transfer case, if necessary.
21. Insert suitable plug over the output shaft and into the extension/adaptor housing seal to prevent fluid leakage during the remainder of the removal procedure. Reuse plastic spline cover from the replacement transmission to install output shaft "donut" seal. (The seal is available in the replacement transmission kit.)
22. Remove the transmission filler tube.
23. Insert suitable plug into the transmission filler tube hole to prevent fluid leakage during the remainder of the removal procedure. (The plug is available in the replacement transmission kit.)
24. Support the engine with a suitable safety stand.
25. Remove the transmission cooler lines at the transmission.
26. Install shipping plugs into cooler line attaching nuts on transmission. (The plugs are available in the replacement transmission kit.)
27. Remove any remaining transmission to engine block bolts.
28. Carefully work transmission and torque converter assembly rearward off the engine block dowels.

NOTE: Care should be taken to ensure torque converter is fully seated into the oil pump during removal of the transmission assembly.

29. Lower the transmission assembly and remove from under the vehicle.

PROCEDURES FOR INSTALLING A MOPAR REMANUFACTURED TRANSAXLE OR TRANSMISSION

(CONTINUED)

Transaxle/Transmission Installation ...

1. Remove the replacement transmission from the returnable container.
2. Remove the torque converter support bracket from the replacement transmission and install the bracket onto the transmission removed from the vehicle.
3. Transfer any remaining components, such as the manual shift lever and shift cable bracket, from the original transmission onto the replacement transmission.

During Installation ...

- Thoroughly clean dipstick and tube. Replace O-ring.
- Clean and inspect drive shaft yoke or axle shafts.
- Adjust manual shift and throttle cables or linkage.

Remember to ... *After Installation*

- Effective immediately, it is recommended that all vehicles serviced with Chrysler reman automatic transmissions be serviced with ATF+4 Mopar P/N 05013457AA (quart), P/N 05013458AA (gallon). With the vehicle on a lift, run in reverse gear and then in forward gears.
- Rear-Wheel Drive only: Fill and check fluid level in NEUTRAL.
- Check for leaks then recheck fluid level.
- Check for proper flow through the cooler.
- Reflash the controller according to the proper procedures (41TE and 42LE only).
- Complete the Electronic Controller "Quick Learn" Procedure (41TE and 42LE only).
- Road test.

Important ...

- Attach completed Transaxle Diagnostic Tag to the transaxle being returned.

PROCEDURES FOR INSTALLING A MOPAR REMANUFACTURED TRANSAXLE OR TRANSMISSION

(CONTINUED)

Transaxle/Transmission Core Return Procedures . . .

When purchasing a Mopar Remanufactured transaxle/transmission, a core charge is applied.

To receive core credit, the requirements listed below must be met.

Remember to . . .

- Drain all oil from the transaxle/transmission.
- Secure the core in the original remanufactured transaxle/transmission shipping container.
- Be sure to include the core return control document or the warranty parts return document with the core.
- Return cores via the Global Core Return System (GCRS).
- Yellow core return envelope 00PM1262.
- Warranty return envelope 00PM1568.

Notice (41TE/42LE Only) . . .

If controller needs replacing, see Reman Catalog Electronic Controller section.

NOTE: Quick Learn procedure is required whenever a transaxle or TCM is replaced.

**For Technical Information
on Mopar Remanufactured Transaxles/Transmissions,
Call (800) 850-7827.**

NOTE: Failure to follow these procedures may void the warranty.

INSTALLATION GUIDE FOR REMANUFACTURED LONG BLOCK ENGINES

The instructions in this guide are not intended to replace the detailed instructions in your Mopar Service Manual and Technical Service Bulletins. You are strongly advised to refer to the appropriate service manual for engine and component checking, testing and for detailed instructions on correct external and internal component installation.

1. Compare P/N on packaging label with P/N shown in Mopar Remanufactured Parts Catalog.
2. Open packaging box and inspect its content.
3. Check received engine for any damage which may have occurred in transit.

CAUTION — FIRE HAZARD: When working on fuel systems, the battery ground must be disconnected.

4. Remove old engine from vehicle and prepare it for core return in identical configuration as new remanufactured engine received for installation.
5. **IMPORTANT:** Remanufactured engines are designed for only those MY vehicles specified in Mopar Reman Catalog. Compare functional features of the received new engine with the removed old engine. Ignore casting numbers.
6. **CAUTION: Intake manifold and oil pickup screen must be thoroughly cleaned and blown out completely before installation. Foreign material may become lodged in the air intake system or in the engine lubrication system, and may cause the engine to fail.**
7. All other items being transferred to this engine must be washed, blown out and inspected for any damage, and replaced if necessary.
8. All filters, fuel lines/hoses and clamps, cooling and heating hoses and clamps, and vacuum hoses must be checked for damage, and replaced if necessary.
9. Thermostat must be changed.
10. All ignition parts (spark plugs, ignition leads, distributor, ignition coils) must be checked to insure that they conform to specifications. Replace them if necessary.
11. After engine is fully assembled and installed, cooling system should be filled with a mixture as per service manual.
12. Do not crank newly installed engine before filling it with a proper amount of oil.
13. Fresh engine oil should be put into engine as per owner's manual, and topped-off after short idling to the level shown on the dip stick.
14. Do not overfill engine with oil, as this may cause serious damage to the catalytic converter if so equipped.
15. After engine is started and brought up to operating temperature, a visual check must be carried out for any oil, coolant or vacuum leaks which may be present. Any necessary adjustments must be made at this time.

INSTALLATION GUIDE FOR REMANUFACTURED LONG BLOCK ENGINES

(CONTINUED)

16. If the vehicle is equipped with a turbo charger, a complete check must be carried out to make sure the turbo is working properly. Refer to the service manual for more information.
17. A faulty knock-sensor may result in serious engine damage. Clean both mating surfaces and torque as per service manual.
18. A test drive of the vehicle must be performed and a final checkup carried out before the vehicle is given to the customer.
19. Check running engine. Some minor adjustments may also have to be made at this time, e.g., ignition timing, CO, idle, belts and engine cover, re-torque, etc.
20. Check for oil, coolant, and fuel leaks.

Genuine Remanufactured Long Block Engines

OLD CORE RETURN

When purchasing a Genuine Mopar Remanufactured Engine, a core deposit on the old engine is required. Upon receipt of the old engine, Mopar will refund the core deposit in full if the following requirements are met:

1. It must be the engine replaced by the Genuine Mopar Remanufactured Engine. Junkyard engines, rusty engines, marine engines, purchased engines or engines with mismatched cylinder heads are not refundable.
2. The core must have all the parts on it that are furnished with the replacement engine unless the parts are taken off the replacement engine and returned with the core.
3. Engines with freeze cracks, broken castings, holes in the external side walls, or other major defects, render the block unfit for remanufacturing and will not be accepted for core credit.
4. Drain all oil and coolant from crankcase and remove oil filter.

CORE RETURN PROCEDURE

Please refer to your latest Mopar Remanufactured Parts Catalog for information regarding the Core Return and Crediting Procedures.

INSTALLATION GUIDE FOR REMANUFACTURED SHORT BLOCKS

The instructions in this guide are not intended to replace the detailed instructions in your Mopar Service Manual and Technical Service Bulletins. You are strongly advised to refer to the appropriate service manual for engine and component checking, testing and for detailed instructions on correct external and internal component installation.

1. Compare P/N on packaging label with P/N shown in Mopar Remanufactured Parts Catalog.
2. Open packaging box and inspect its content.
3. Check received short block for any damage which may have occurred in transit.

CAUTION — FIRE HAZARD: When working on fuel systems, the battery ground must be disconnected.

4. Remove old engine from vehicle, detach cylinder head(s) and prepare short block for core return in identical configuration as new remanufactured short block received for installation.
5. **IMPORTANT:** Remanufactured short blocks are designed for only those MY vehicles specified in Mopar Reman Catalog. Compare functional features of the received new short block with the removed old short block. Ignore cylinder block casting numbers.
6. Clean and recondition reclaimed cylinder head(s) before transferring it (them) onto new short block, to assure proper valve seating and water jacket integrity.
7. Install cylinder head(s) onto cylinder block and torque as per service manual.
8. If applicable, timing belt/chain and timing belt/chain tensioner should be inspected, but if being reused it must be checked and replaced if necessary (refer to the service manual for more information).
9. **CAUTION: Intake manifold and oil pickup screen must be thoroughly cleaned and blown out completely before installation. Foreign material may become lodged in the air intake system or in the engine lubrication system, and may cause the engine to fail.**
10. All other items being transferred to this engine must be washed, blown out and inspected for any damage and replaced if necessary.
11. All filters, fuel lines/hoses and clamps, cooling and heating hoses and clamps, and vacuum hoses must be checked for damage. Replace if necessary.
12. Thermostat must be changed.
13. All ignition parts (spark plugs, ignition leads, distributor, ignition coils) must be checked to insure that they conform to specifications. Replace them if necessary.
14. After short block is fully assembled and installed, the cooling system should be filled with a mixture as per service manual.
15. Do not crank newly installed short block before filling engine crankcase with a proper amount of oil.
16. Fresh engine oil should be put into the engine as per owner's manual, and topped-off after short idling to the level shown on the dipstick. Do not overfill engine with oil, as this may cause serious damage to the catalytic converter if so equipped.

INSTALLATION GUIDE FOR REMANUFACTURED SHORT BLOCKS

(CONTINUED)

17. After engine is started and brought up to operating temperature, a visual check must be carried out for any oil, coolant or vacuum leaks which may be present. Any necessary adjustments must be made at this time.
18. If the vehicle is equipped with a turbo charger, a complete check must be carried out to make sure the turbo is working properly. Refer to the service manual for more information.
19. A faulty knock sensor may result in a serious engine damage. Clean both mating surfaces and torque as per service manual.
20. A test drive on the vehicle must be performed and a final checkup carried out before the vehicle is given to the customer.
21. Check running engine. Some minor adjustments may also have to be made at this time, e.g., ignition timing, CO, idle, belts and engine cover, re-torque.
22. Check for oil, coolant and fuel leaks.

Genuine Remanufactured Short Blocks

OLD CORE RETURN

When purchasing a Genuine Mopar Remanufactured short block, a core deposit on the old short block is required. Upon receipt of the old short block, Mopar will refund the core deposit in full if the following requirements are met:

1. It must be the short block replaced by the Genuine Mopar Remanufactured Short block. Junkyard short blocks, rusty short blocks, marine short blocks, purchased short blocks or short blocks with mismatched components are not refundable.
2. The core must have all the parts on it that are furnished with the replacement short block.
3. Short blocks with freeze cracks, broken castings, holes in the external side walls or other major defects, render the block unfit for remanufacturing and will not be accepted for core credit.
4. Drain all oil and coolant from crankcase and remove oil filter.

CORE RETURN PROCEDURE

Please refer to your latest Mopar Remanufactured Parts Catalog for information regarding the Core Return and Crediting Procedures.

INSTALLATION GUIDE FOR REMANUFACTURED CYLINDER HEADS

The instructions in this guide are not intended to replace the detailed instructions in your Mopar Service Manuals and Technical Service Bulletins. You are strongly advised to refer to the appropriate model year service manual for engine and component checking, testing and for detailed instructions on correct external and internal component installation.

1. Compare P/N on packaging label with P/N shown in Mopar Remanufactured Parts Catalog.
2. Open packaging box and inspect its content.
3. Check received cylinder head for any visible damage which may have occurred in transit.

CAUTION — FIRE HAZARD: When working on fuel systems, the battery ground must be disconnected.

4. **IMPORTANT: Remanufactured cylinder heads are designed for only those MY vehicles specified in Mopar Reman Catalog. Remove old cylinder head from vehicle and prepare it for core return in identical configuration as new cylinder head received for installation. Ignore casting numbers, except where called out in catalog for ID purposes.**
5. Compare functional features of the received new cylinder head with the removed old cylinder head. Be aware of any non-genuine cylinder head installed previously into this vehicle.
6. **Caution: Intake manifold must be thoroughly cleaned and blown out completely before installation. Foreign matter may become lodged in the air intake system, causing engine failure.**
7. All other transferred items (fuel system, exhaust system, sensors and electrical components) must be cleaned properly and inspected for damage as per Service Manual.
8. Gasket surface on the block and piston crowns must be cleaned and blown out properly before installation. Also, it is necessary to check for cracks and cavities on the cylinder block.
9. Verify reclaimed bolts as per Service Manual. Always fit new torque-to-yield bolts.
10. Install cylinder head onto cylinder block as per Service Manual – Torque Table.
11. If applicable, timing belt/chain and tensioner should be inspected and replaced (refer to the service manual for more information).
12. All spark plugs should be changed and ignition leads inspected for wear.
13. All fuel injector seals must be inspected and changed if necessary.
14. Carburetor/throttle body flanges must be checked for cracks, repaired if necessary.
15. All vacuum hoses and lines must be checked and replaced if necessary.
16. Engine oil, oil filter and coolant must be changed.
17. If the vehicle is equipped with a turbo system, a complete check must be carried out to make sure the turbocharger and knock sensor are working properly (refer to the service manual for more information).

INSTALLATION GUIDE FOR REMANUFACTURED CYLINDER HEADS

(CONTINUED)

18. Start engine and allow to warm up to operating temperature, check for oil, fuel, coolant or vacuum leaks, repair as necessary.
19. Perform test drive before vehicle is given back to Customer. At this time, all necessary adjustments critical to proper engine operation must be done.
20. Check for oil, coolant and fuel leaks.

Genuine Remanufactured Cylinder Heads

OLD CORE RETURN

When purchasing a Genuine Mopar Remanufactured Cylinder Head, a core deposit on the old cylinder head is required. Upon receipt of the old cylinder head, Mopar will refund the core deposit in full if the following requirements are met:

1. It must be the cylinder head replaced by the Genuine Mopar Remanufactured Cylinder Head. Junkyard cylinder heads or outside purchased cylinder heads will not be refundable.
2. The core must have all the parts on it that are furnished with the replacement cylinder head unless the parts are taken off the replacement engine and returned with the core.
3. Cylinder Heads with visible signs of abuse will not be accepted for core credit.
4. Camshaft bearing caps (if any) must be returned with the cylinder head core and fastened in their original positions.
5. Drain any oil and coolant remains from the cylinder head.

CORE RETURN PROCEDURE

Please refer to your latest Mopar Remanufactured Parts Catalog for information regarding the Core Return and Crediting Procedures.

ELECTRONICS TROUBLESHOOTING GUIDE

SINGLE MODULE ENGINE CONTROLLER

Model Year 1988–1989

The following are often misdiagnosed as defective SMEC/SBEC units:

- Intermittent grounds: Loose or corroded grounds may cause false sensor readings.
- Auto-shutdown (ASD) relay: Corroded wires or faulty relay.
- Manifold Absolute Pressure (MAP) sensor and Throttle Position Sensor (TPS) voltages: Check voltages over the entire range, not just the extremes. Verify minimum TPS voltage.
- Minimum air flow: Check for air leaks or airflow obstruction.



- Automatic Idle Speed (AIS) motor: Shorted windings will set DTS's. Open circuits and intermittent connections will not.
- Vacuum system: Contaminants or leaks in vacuum lines, notably in line connected to MAP sensor can set MAP pneumatic Fault #13.
- Fuel pressure and leak down.
- Vehicle speed sensor operation.
- Heater voltage for oxygen sensor.
- Charging system malfunction: Alternator defective or battery not fully charged will set faults.

SINGLE BOARD ENGINE CONTROLLER

Model Year 1989–1991 SBEC

Model Year 1992–1995 SBECII

- Crankshaft and camshaft sensors: Some aftermarket pickups have not worked properly with Mopar engine controllers.
- Check for high circuit resistance associated with splices and fusible links; check for open and/or shorted wires.
- Closed throttle switch operation on AB, AD, AN bodies, 88–91 MY. TBI Dodge Trucks only.
- Damaged connector terminals: Remove orange gasket from bottom of SMEC/SBEC 60-way connector, reseal connector, and check for symptom/problem. If symptom/problem has been corrected, check 60-way harness and/or connector for terminal damage or loose connection. Wiring harness pin diameter should be .055". Use the male terminals on your PCM as a gauging tool.



- Excessive current on certain connector pins may damage the SMEC/SBEC. Use of a test lamp or a short in the wiring harness of the vehicle can cause this condition. Always use a DVM when checking the unit/system.
- Check Technical Service Bulletins applicable to model year and system malfunction.
- Dirty or carboned throttle bodies are often misdiagnosed as PCM or fuel delivery problems.

Model Year 1996–2003 SBEC III / IIIA / IIIB

- Vehicle Identification Number (VIN) and the vehicle's original mileage must be entered into the PCM to avoid drivability problems and erroneous diagnostic trouble codes. If you are not using a DRB III, please check with your scan tool manufacturer to verify you have the capability to enter this information.
- Crankshaft and camshaft position sensors: Some aftermarket pickups have not worked properly with Mopar engine controllers.
- Check for high circuit resistance associated with splices and fusible links; check for open and/or shorted wires.
- Damaged connector terminals: Visually inspect both 40-way connectors for terminal damage.



- Excessive current on certain connector pins may damage the SBEC. Use of a test lamp or a short in the wiring harness of the vehicle can cause this condition. Always use a DVM when checking the unit/system.
- Check Technical Service Bulletins applicable to model year and system malfunction.
- Dirty or carboned throttle bodies are often misdiagnosed as PCM or fuel delivery problems.
- Loose timing belts or belts that have jumped a tooth can also be misdiagnosed as PCM or camshaft/crankshaft position sensor problems.

IMPORTANT!

MOPAR REMANUFACTURED SINGLE BOARD ENGINE CONTROLLER (SBEC III)

WARNING: Use the DRB scan tool to reprogram the replacement SBEC III (PCM) with the vehicle's original identification number (VIN) and the vehicle's original mileage. Failure to do so may cause idling and/or drivability problems and may set a diagnostic trouble code (DTC).

ELECTRONICS TROUBLESHOOTING GUIDE

(CONTINUED)




SPARK CONTROL COMPUTERS

Model Year 1978–1989

The following are often misdiagnosed as defective SCC:

- Charging system malfunction: Alternator defective or battery not fully charged. NOTE: SCC does not control charging system in carbureted vehicles. There is an external voltage regulator.
- Vacuum systems: Contaminants or leaks in vacuum lines, notably in line connected to transducer on SCC.
- Pin connections: Harness connector pins to SCC or sensors spread apart or corroded, causing open or intermittent connections.
- Secondary ignition: Aftermarket replacement parts not in specification with OEM. Example: Spark plug wire resistance or wire length.
- Exhaust system: Catalytic converter malfunctioning or clogged.
- Magnetic pickups: Check air gap and resistance of pickup(s). Some aftermarket pickups have not worked properly with Mopar engine controllers.
- Excessive current on certain connector pins may damage the SCC. Use of a test lamp or a short in the wiring harness of the vehicle can cause this condition. Always use a DVM when checking the unit/system.
- Check Technical Service Bulletins applicable to model year and system malfunctions.



TBI/TURBO POWER AND LOGIC MODULES

Model Year 1984–1987

The following are often misdiagnosed as defective TBI/Turbo Modules:

- Charging system malfunction: Alternator defective or battery not fully charged. NOTE: In 1985 and later vehicles, the voltage regulator is controlled by BOTH the Logic and Power modules. In 24 vehicles, the voltage regulator is in the alternator.
- Verify model year of vehicle electronics: Some 1987 P-bodies with turbocharged engines were built with 1986 logic modules. A 1986 logic module can be identified by the MAP sensor mounted on the logic module case, unless TSB #18-03-86 has been performed. Then, the MAP sensor is separate. The 1987 logic modules used MAP sensors mounted in the engine compartment.
- Intermittent grounds: Loose or corroded grounds may cause false sensor readings.
- Loose or corroded pin connections: Water leakage through kick panel may cause logic module pins to corrode.
- Manifold Absolute Pressure (MAP) and Throttle Position Sensor (TPS) voltages: Check voltage over the entire range, not just the extremes. Verify minimum TPS voltage.
- Auto-shutdown (ASD) relay operation: Verify distributor connections and proper voltages. Some aftermarket pickups have not worked properly with Mopar engine controllers.
- Automatic idle speed (AIS) motor: Shorted windings will set DTCs. Open circuits and intermittent connections will not.
- Vacuum system: Contaminants or leaks in vacuum lines, notably in line connected to MAP sensor.
- Excessive current on certain connector pins may damage the modules. Use of a test lamp or a short in the wiring harness of the vehicle can cause this condition. Always use a DVM when checking the unit/system.
- Check Technical Service Bulletins applicable to model year and system malfunction.

ELECTRONICS TROUBLESHOOTING GUIDE

(CONTINUED)

MOPAR REMANUFACTURED ELECTRONIC AUTOMATIC TRANSAXLE CONTROLLER (EATX II)

Transaxle Quick Learn Procedure

- This program allows the electronic transaxle system to recalibrate itself to provide the best possible transaxle operation. The Quick Learn procedure should be performed if any of the following actions have been implemented:
- Transaxle assembly replacement
- Transmission control module replacement
- Solenoid pack replacement
- Clutch plate and/or seal replacement
- Valve body recondition or replacement

Pinion Factor Procedure

(Model years 93–95 only, except LH vehicle.) The vehicle speed readings for the speedometer are taken from the output speed sensor. The transmission control module must be calibrated to reflect the different combinations of equipment available. A procedure has been developed called Pinion Factor. It allows the technician to set the transmission control module initial setting so that the speedometer readings will be correct.

MOPAR REMANUFACTURED BENDIX ABX-4 ANTILOCK BRAKE CONTROLLER

Removal and Installation Instructions

IMPORTANT!


WARNING: If a new Controller Antilock Brake (CAB) is being/has been installed, it must be initialized prior to driving the vehicle. The CAB is initialized using the DRB scan tool and the initializing procedure described upon selecting Bendix ABX-4 diagnostics. New controllers are programmed to flash the ABS Warning Lamp until unit initialized by the installing technician.

Intermittent Diagnostic Trouble Codes

As with virtually any electronic system, intermittent faults in the ABS system may be difficult to accurately diagnose.

Most intermittent faults are caused by faulty electrical connections or wiring. When an intermittent fault is encountered, check suspect circuits for:

1. Poor mating of connector halves or terminals not fully seated in the connector body.
2. Improperly formed or damaged terminals. All connector terminals in a suspect circuit should be carefully reformed to increase contact tension.
3. Poor terminal-to-wire connection. This requires removing the terminal from the connector body to inspect.



This procedure must be performed if the transmission control module has been replaced.

Failure to perform this procedure will result in a “NO SPEEDOMETER OPERATION” condition.

EATX II Troubleshooting Tips

- For vehicles that have both a limp-in condition and a no communication with scan tool problem, the EATX II relay may be at fault. Swap the backup lamp relay with the EATX II relay to verify. If the limp-in and no communication problem go away then replace the defective relay.
- No speedometer operation after EATX II module replacement: See the pinion factor procedure.
- Certain fault codes are caused by internal transmission problems, but replacing the EATX II module will not fix these problems. Reference the installation booklets for more information.



4. Pin presence in the connector assembly.
5. Proper ground connections. Check all ground connections for signs of corrosion, tight fasteners, or other potential defects. Refer to wiring diagram manual for ground locations.
6. If a visual check does not find the cause of the problem, operate the car in an attempt to duplicate the condition, and record the fault code.
7. Most failures of the ABS system will disable ABS function for the entire ignition cycle even if the fault clears before key-off. There are some failure conditions, however, which will allow ABS operation to resume during the ignition cycle in which a failure occurred if the failure conditions are no longer present. The following conditions may result in intermittent illumination of the ABS warning lamp. All other failures will cause the lamp to remain on until the ignition switch is turned off. Circuits involving these inputs to the (CAB) should be investigated if a complaint of intermittent warning system operation is encountered.
8. Low system voltage. If Low System Voltage is detected by the CAB, the CAB will turn on the ABS warning lamp until normal system voltage is achieved. Once normal voltage is seen at the CAB, normal operation resumes.
9. Additionally, any condition which results in interruption of electrical current to the CAB or modulator assembly may cause the ABS warning lamp to turn on intermittently.

ELECTRONICS TROUBLESHOOTING GUIDE

(CONTINUED)



Important

Before attempting any repairs, you should refer to 42RE Transmission Powertrain Diagnostic Procedures Manual #81-699-94019. This manual is available through your local Chrysler, Dodge, or Jeep® Dealer.

Notice: Before Replacing TCM

Use the DRB scan tool to diagnose TCM Function whenever a fault is suspected. Replace the module **ONLY** when scan tool diagnosis indicates a fault has actually occurred.

42RE Transmission Diagnosis

Always begin transmission diagnosis by checking the easily accessible items such as fluid level, fluid condition and throttle cable/shift linkage adjustments. A road test will determine if further diagnosis is necessary. Procedures outlined in this section should be performed in the following sequence to realize the most accurate results:

1. Preliminary diagnosis
2. Fluid level and condition
3. Leak test (if fluid level is low)
4. Linkage adjustment
5. Overdrive control switch test
6. Road test
7. Stall test
8. Hydraulic pressure test
9. Air pressure test
10. Analyze test results and consult diagnosis charts



Note: Before replacing any damaged component, you should always first determine what caused the component to fail and repair that before continuing. Static electricity can damage electronic components. By following a few safety procedures, you can reduce the risk of damage from static electricity.

1. Avoid contact with the electrical connectors.
2. Discharge any static electricity that you may have developed by frequently touching a known good ground during installation.

Common Failures That Cause Misdiagnosis of FCC'S

- Intermittent, loose or corroded grounds may cause false sensor readings. Verify all sensor grounds terminate at FCC 60-way connector, pin 51 (BK/DG) for FJ and F24S Body, or (BK/LB) for PL Body.
- Manifold Absolute Pressure (MAP) sensor and Throttle Position Sensor (TPS) voltages. Check voltage over the entire range, not just the extremes. Whenever possible, use the oscilloscope to check MAP and TPS sensor output voltages for noise spikes.

Verify minimum TPS voltage. Minimum TPS voltage should be approximately 0.5 to 1.5 VDC.

- Shorted windings or intermittent connections in Automatic Idle Speed (AIS) motor. If AIS codes are present, check to ensure motor windings or related connectors are not shorted to ground.
- Heater voltage for upstream and downstream oxygen sensors. Verify battery volts +/-1 volt at upstream oxygen sensor connector, pin 4 (BK/RD) FJ and F24S Body, or (DG/OR) PL Body. Verify same voltage at downstream oxygen sensor connector, pin 4 (BK/RD) FJ and F24S Body, or (DG/OR) PL Body.

MOPAR REMANUFACTURED 2RE TRANSMISSION CONTROL MODULE (TCM)

Removal and Installation Instructions

Preliminary Diagnosis

Two basic procedures are required. One procedure for vehicles that are drivable, and an alternate procedure for disabled vehicles (will not back up or move forward).

Drivable Vehicle

1. Check for TCM fault codes with DRB scan tool, or with fault flash codes at lamp in overdrive OFF switch.
2. Check fluid level and condition.
3. Adjust throttle and gearshift linkage if complaint was based on delayed, erratic or harsh shifts.
4. Road test and note how transmission upshifts, downshifts and engages.
5. Perform stall test if complaint based on sluggish acceleration or if an abnormal throttle opening is needed to maintain normal speeds with a properly tuned engine.
6. Perform hydraulic pressure test if shift problems were noted during road test.
7. Perform air pressure test to check clutch-based operation.

Disabled Vehicle

1. Check fluid level and condition.
2. Check for broken, disconnected, binding throttle valve cable or lever.
3. Check for cracked, leaking cooler lines, or loose, missing pressure point plugs.
4. Raise vehicle, start engine, shift transmission into gear, and note the following:
 - A. If propeller shafts turn but wheels do not, problem is with differential or axle shafts.
 - B. If propeller shafts do not turn and transmission is noisy, stop engine. Remove oil pan and check for debris. If pan is clear, remove transmission and check for damaged drive plate, converter, oil pump or input shaft.
 - C. If propeller shafts do not turn and transmission is not noisy, perform hydraulic pressure test to determine if problem is of a hydraulic or mechanical origin.

FOUR-CYLINDER CONTROLLERS (FCC)

- Charging system malfunction. Alternator defective or battery not fully charged. Check alternator output to ensure there is not excessive ripple voltage.
- Sensor voltage supply. Check for approximately 5-volt output from 60-way FCC connector pin 43 (DG/YL) FJ and F24S Body, or (VT/WT) PL Body to MAP and TPS sensor, with ignition switch on.
- Distributor voltage supply. Check for approximately 8 to 9-1/2 VDC output from 60-way FCC connector pin 44 (YL) FJ and F24S Body, or (OR) PL Body to distributor connector(s) with ignition switch on and while cranking.

Other Things to Consider

- Auto-shutdown (ASD) relay. Corroded wires or faulty relay.
- Minimum air flow. Check for air leaks or airflow obstruction.
- Vacuum system. Contaminants or leaks may be in the vacuum lines.
- Fuel pressure and leak down.
- Vehicle speed sensor operation.
- Crankshaft and camshaft sensors. Some aftermarket sensors have not worked properly with Mopar remanufactured engine controllers.
- Splices and fusible links. Check for open and/or shorted wires.
- Damaged connector terminals. Remove gasket from FCC 60-way connector, reseal connector, and check for symptom/problem. If system/problem has been corrected, check 60-way harness and/or connector for terminal damage or loose connection.
- Excessive current on certain connector pins may damage the FCC. Use of a test lamp or a short in the wiring harness of the vehicle can cause this condition. Always use a DVM when checking the unit/system.
- Check Technical Service Bulletins according to model year and system malfunction.

ELECTRONICS TROUBLESHOOTING GUIDE

(CONTINUED)

JEEP® TRUCK ENGINE CONTROLLER (JTEC)

COMMON FAILURES THAT CAUSE MISDIAGNOSIS OF JTEC'S

- Intermittent grounds, loose or corroded grounds may cause false sensor readings. Verify all sensor grounds terminate at JTEC connector A (black), pin 4.
- Manifold Absolute Pressure (MAP) sensor and Throttle Position Sensor (TPS) voltages. Check voltage over the entire range, not just the extremes. Whenever possible, use an oscilloscope to check MAP and TPS sensor output voltages for noise spikes.
- Verify minimum TPS voltage. Minimum TPS voltage should be approximately 0.5 to 1.5 VDC.
- Shorted windings or intermittent connections in Automatic Idle Speed (AIS) motor. If AIS codes are present, check to ensure motor windings or related connectors are not shorted to ground.
- Charging system malfunction. Alternator defective or battery not fully charged. Check alternator output to ensure there is not excessive ripple voltage.
- Sensor voltage supply. Check for approximately 5 VDC output from connector A (black), pin 17 and from connector B (white), pin 31 to corresponding sensors (MAP, TPS, cam, crank, trans pressure) with ignition switch on.



Other Things to Consider

- Auto-shutdown (ASD) relay. Corroded wires or faulty relay.
- Minimum airflow. Check for air leaks or airflow obstruction.
- Vacuum system. Contaminants or leaks may be in the vacuum lines.
- Fuel pressure and leak down.
- Vehicle speed sensor operation.
- Crankshaft and camshaft sensors. Some aftermarket sensors have not worked properly with Mopar remanufactured engine controllers.
- Splices and fusible links. Check for open and/or shorted wires.
- Damaged connector terminals.
- Excessive current on certain connector pins may damage the JTEC. Use of a test lamp or a short in the wiring harness of the vehicle can cause this condition. Always use a DVM when checking the unit/system.
- Check Technical Service Bulletins according to model year and system malfunction.

IMPORTANT!

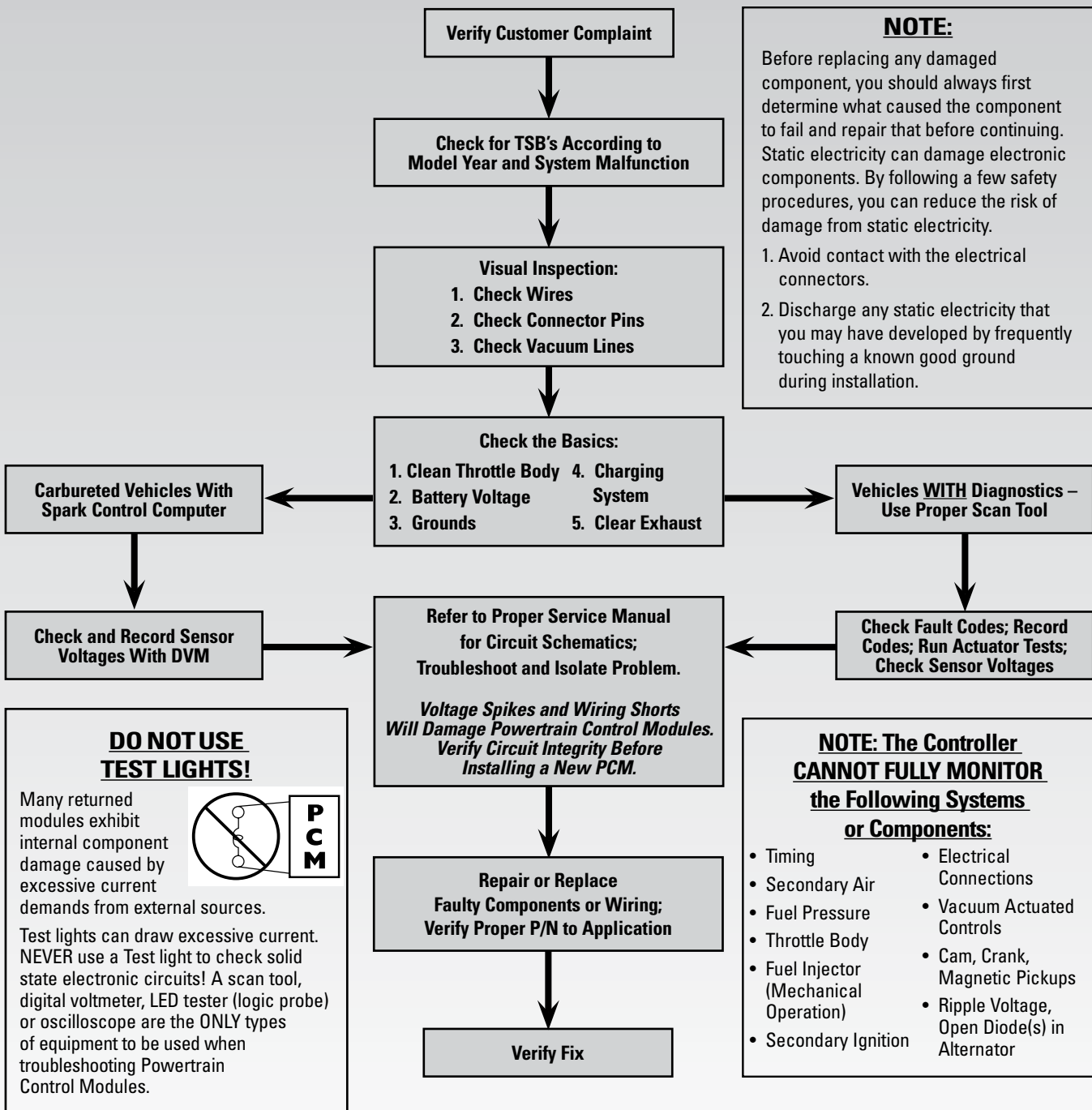
MOPAR REMANUFACTURED JEEP® TRUCK ENGINE CONTROLLER (JTEC)

Warning: Use the DRB scan tool to reprogram the replacement JTEC with the vehicle's original identification number (VIN) and the vehicle's original mileage. Failure to do so may cause idling and/or drivability problems and may set a diagnostic trouble code (DTC).

It is important to note that this publication contains various cautions and warnings. These should be carefully read in order to minimize the risk of personal injury or the possibility that improper service methods may damage the vehicle or render it unsafe. It is important to note that these cautions and warnings cover only the situations and procedures encountered and recommended by DaimlerChrysler Motors Company, LLC. DaimlerChrysler Motors Company, LLC could not possibly know, evaluate, or advise the service trade of all conceivable ways that service may be performed, or of the possible hazards of each. Consequently, DaimlerChrysler Motors Company, LLC has not undertaken any such broad service review. Accordingly, anyone who uses a service procedure or tool that is not recommended in this publication must assure oneself thoroughly that neither personal safety, nor vehicle safety, be jeopardized by the service methods they select.

POWERTRAIN CONTROL MODULES (PCM)

TROUBLESHOOTING FLOWCHART



AUTHENTIC PERFORMANCE™



GLOBAL CORE RETURN SYSTEM

CORE ACCEPTANCE STANDARDS

POWERTRAIN CONTROL MODULE

TRANSMISSION

TRANSMISSION SUBASSEMBLY

STARTER & ALTERNATOR

POWER STEERING/
RACK & PINION

FUEL PUMP

GAS ENGINE

SPRINTER ENGINE

BRAKE CALIPER



REMANUFACTURED ACCEPTANCE STANDARDS

GLOBAL CORE RETURN SYSTEM

Mopar Remanufactured Parts relies on complete and salvageable powertrain control modules to maintain a consistent supply of high-quality, remanufactured components. It is critical that a continuous supply of cores be returned in order to fulfill the needs of Chrysler, Dodge and Jeep® customers.

The objective of this section is to explain in detail exactly what is required in order to receive full credit for your powertrain control module core. Sometimes cores we receive are missing components or are damaged, which leads to a decrease in core value. However, many times a little extra care taken in the area of packaging and shipping can avoid these problems and ensure you receive full credit for your cores.

Please take the time to review this section and familiarize yourself with the specifications for a reusable core. Mopar's goal is to obtain good, reusable cores to build the best remanufactured parts. It will mean more core credit for you and more high-quality, low cost remanufactured parts for your Chrysler, Dodge and Jeep customers.



MOPAR PARTS CORE RETURN POLICY

- Only those parts offered on the Mopar Remanufactured Parts Program and having an active core part number and value are eligible for return and credit.
- Only cores generated by the purchase and installation of Mopar remanufactured parts are eligible for return to DaimlerChrysler for core credit, on a one-for-one basis. The quantity of cores returned by a dealer cannot exceed the quantity of remanufactured parts purchased by the same dealer.
- Returned cores must be drained completely, fully assembled, undamaged, and complete with the same components as provided with the replacement Mopar remanufactured part.
- Cores are eligible for return up to one year after the date of purchase. All cores must be returned in the box, crate, or returnable container in which the replacement Mopar remanufactured part was received.
- DaimlerChrysler reserves the right to charge back dealers for credit issued for damaged, disassembled or incomplete cores, and for ineligible or improperly returned cores, and to take other actions as it deems appropriate if the Core Return Policy is not followed.

Refer to your Mopar Policies and Procedures Manual, page VII-14 for full details.

Have you logged on yet?
Check out www.mopareman.com today.



REMANUFACTURED POWERTRAIN CONTROL MODULE CORE ACCEPTANCE STANDARDS

GLOBAL CORE RETURN SYSTEM

Guidelines for Powertrain Control Module Returns



Disposition

Chargeback % of Core Value

- *Powertrain Control Modules with melted or scorched circuit boards, or with heat damage.*
- *Wrong Part Received*

100%

100%

Any questions concerning core returns should be directed to the GCRS hot line (866) 254-2940. Assistance is available Monday–Friday, 9 a.m.–5 p.m. EST.







REMANUFACTURED TRANSMISSION CORE ACCEPTANCE STANDARDS

Transmission Core Return Standards

<u>Disposition</u>	<u>Chargeback Amount \$ / % of Core Value</u>
Improperly Drained	\$75
Missing Input/Output Speed Sensor <ul style="list-style-type: none">• Transmission received at Aarons was missing an input or output speed sensor	\$50 ea.
Missing Solenoid Pack <ul style="list-style-type: none">• Transmission received at Aarons was missing the solenoid pack	\$100
Case Damage <ul style="list-style-type: none">• Damage due to mishandling, or disassembled	50%
Missing Torque Converter <ul style="list-style-type: none">• Transmission received at Aarons was missing the torque converter	50%
Container Received With No Core <ul style="list-style-type: none">• Part number charged out for core return• Returnable container number not used• Returnable container part number - UCONTRET00	100%
Returnable Container Missing	50%
Wrong Part Received	100%



Any questions regarding chargebacks of transmissions or components should be directed to the GCRS hot line (866) 254-2940.

Assistance is available Monday–Friday, 9 a.m.– 5 p.m. EST.

Have you logged on yet?



REMANUFACTURED TRANSMISSION SUBASSEMBLY ACCEPTANCE STANDARDS

GLOBAL CORE RETURN SYSTEM

Transmission Subassembly Core Return Standards

Disposition

Chargeback % of Subassembly Core Value

Input Clutch Assembly

- Bent/damaged input shaft
- Damaged input clutch retainer
- Missing parts

50%

50%

50%



Oil Pump Assembly

- Damaged reaction shaft
- Damaged pump housing
- Missing parts

50%

50%

50%



Valve Body Assembly

- Bent/damaged shaft
- Damaged valve housing
- Missing parts

50%

50%

50%



Planetary Gear Set Assembly

- Damaged planetary gear set
- Missing parts

50%

50%



Any questions regarding chargebacks of transmission subassemblies should be directed to the GCRS hot line (866) 254-2940.

Assistance is available Monday–Friday, 9 a.m.– 5 p.m. EST.






Have you logged on yet?



REMANUFACTURED STARTER & ALTERNATOR CORE ACCEPTANCE STANDARDS

GLOBAL CORE RETURN SYSTEM

Starter & Alternator Core Return Standards

<u>Disposition</u>	<u>Chargeback % of Core Value</u>	<u>Alternator</u>	<u>Starter</u>
Broken/Cracked/Damaged Electrical Connector	10% →		
Broken/Cracked/Damaged Housing Casting	100% ↘		
Missing Pulley	50% ↘		
Wrong Part Received	100%		

Any questions regarding chargebacks of large electrical cores or components should be directed to the GCRS hot line (866) 254-2940.

Assistance is available Monday–Friday, 9 a.m.– 5 p.m. EST.










DODGE CHRYSLER JEEP.
The Brands of DaimlerChrysler



REMANUFACTURED POWER STEERING/RACK & PINION CORE ACCEPTANCE STANDARDS

GLOBAL CORE RETURN SYSTEM

Power Steering/Rack & Pinion Core Return Standards

<u>Disposition</u>	<u>Chargeback % of Core Value</u>	
PSP Rotor Shaft Missing	100%	
PSP Outlet Tube Cut/Damaged	80%	
PSP Reservoir Tube Missing/Damaged	80%	
R&P Broken Fluid Line	10%	
R&P Stripped Line Threads	100%	
R&P Bent/Damaged Fluid Line	10%	
R&P Missing Inner Tie Rod	50%	
R&P Broken/Cracked/Damaged Connector	50%	
Wrong Part in Package	100%	

Any questions regarding chargebacks of hydraulics or components should be directed to the GCRS hot line (866) 254-2940.

Assistance is available Monday–Friday, 9 a.m.– 5 p.m. EST.




Have you logged on yet?



REMANUFACTURED FUEL PUMP CORE ACCEPTANCE STANDARDS

GLOBAL CORE RETURN SYSTEM

Fuel Pump Core Return Standards

<u>Disposition</u>	<u>Chargeback % of Core Value</u>	
Broken/Damaged/Cracked EFP Outlet Tube	100%	
Spliced Electrical Connector	100%	
Broken/Cracked/Damaged Electrical Connector	80%	
Metal Flange Is Bent	80%	
Wrong Part Received	100%	

Any questions regarding chargebacks of fuel pumps or components should be directed to the GCRS hot line (866) 254-2940.

Assistance is available Monday–Friday, 9 a.m.–5 p.m. EST.






DODGE CHRYSLER JEEP.
The Brands of DaimlerChrysler



REMANUFACTURED GAS ENGINE CORE ACCEPTANCE STANDARDS

GLOBAL CORE RETURN SYSTEM

Gas Engine Core Return Standards

<u>Disposition</u>	<u>Chargeback \$/% of Core Value</u>	
• Missing Camshaft Caps	100%	
• Damage To Casting	100%	
• Disassembled/Missing Components	75%	
• Improperly Drained	\$75	
• Returnable Container Missing	50%	
• Wrong Part Received	100%	

Any questions regarding chargebacks of engines or components should be directed to the GCRS hot line (866) 254-2940.

Assistance is available Monday–Friday, 9 a.m.– 5 p.m. EST.

Have you logged on yet?



REMANUFACTURED SPRINTER ENGINE CORE ACCEPTANCE STANDARDS

GLOBAL CORE RETURN SYSTEM


Sprinter Engine Core Return Standards

Disposition

Chargeback Amount \$ / % of Core Value


Missing Camshaft Caps

50%



Damage to Casting

100%



Disassembled /
Missing Components

75%



Improperly Drained

\$75

Returnable Container Missing

50%

Wrong Part Received

100%

Any questions regarding chargebacks of engines should be directed to the GCRS hot line (866) 254-2940.

Assistance is available Monday–Friday, 9 a.m.– 5 p.m. EST.








DODGE CHRYSLER JEEP.
The Brands of DaimlerChrysler



REMANUFACTURED BRAKE CALIPER CORE ACCEPTANCE STANDARDS

GLOBAL CORE RETURN SYSTEM

Brake Caliper Core Return Standards

<u>Disposition</u>	<u>Chargeback % of Core Value</u>	
Casting Wear	100 % →	
Broken Bleeder	80 % →	
Bleeder Has Been Drilled, Tapped and Smaller Bleeder Installed	80 % →	
Casting Crack	100 % →	
Casting Break	100 % →	
Wrong Part Received	100 %	

Any questions regarding chargebacks of brake caliper cores or components should be directed to the GCRS hot line (866) 254-2940.

Assistance is available Monday–Friday, 9 a.m.– 5 p.m. EST.



DODGE CHRYSLER JEEP.
The Brands of DaimlerChrysler



Catalog & Product Line Inquiry/Comment Form

If you would like to state any concerns or make recommendations about the following:

- ◆ Product application admissions
- ◆ Catalog part number recommendations
- ◆ Application recommendations

Please fill out the attached Catalog & Product Line Inquiry/Comment Form.

Send completed form to:

**MOPAR REPAIR PARTS
 ATTN: REMAN POWERTRAIN GROUP
 26311 LAWRENCE AVE.
 CIMS 423-15-10
 CENTER LINE, MI 48015**



**REMAN PARTS CATALOG & PRODUCT LINE INQUIRY/COMMENT FORM
 PLEASE DO NOT USE THIS CARD TO ORDER ADDITIONAL CATALOGS**

Part or Catalog Description & Number: _____

Inquiry/Comment: _____

Submitted by: Name: _____

Address: _____

Phone Number: _____ Information Only Response Requested

Thank you for your interest in Mopar products and your time in submitting this form.

